

Inhibiting Three-Body Recombination in Atomic Bose-Einstein Condensates

Chris P. Search¹, Weiping Zhang^{1,2}, and Pierre Meystre¹

¹*Optical Sciences Center, University of Arizona, Tucson, AZ 85721*

²*Department of Physics, Tsinghua University, Beijing, 100084, P. R. China*

We discuss the possibility of inhibiting three-body recombination in atomic Bose-Einstein condensates via the application of resonant 2π laser pulses. These pulses result in the periodic change in the phase of the molecular state by π , which leads to destructive interference between the decay amplitudes following successive pulses. We show that the decay rate can be reduced by several orders of magnitude under realistic conditions.

PACS numbers: 03.75.Gg, 03.65.Yz, 34.50.-s

A fundamental limit to the lifetime of trapped atomic Bose-Einstein condensates (BECs) is three-body recombination, in which two atoms form a molecular dimer and the third atom carries away the excess energy and momentum [1, 2, 3, 4, 5]. Unlike other loss mechanisms such as spin relaxation, collisions with background thermal atoms, or spontaneous light scattering, three-body recombination is an intrinsic loss mechanism that cannot be eliminated by simply engineering a better trapping environment.

The decay rate due to three-body recombination is proportional to the square of the atomic density,

$$\frac{dn}{dt} = -3K_3 n^3 / 6 \quad (1)$$

where n is the atomic density, $K_3 \sim \hbar a^4 / m$, and a is the elastic atomic s -wave scattering length for atoms of mass m [2, 3, 6, 7, 8, 9, 10]. (We note that Eq. (1) contains an additional factor of $1/6$ if all atoms occupy the same quantum state [1]). At high densities and large scattering lengths, three-body recombination represents the primary limit on the lifetime of condensates.

The strong dependence of three-body recombination on a and the density imposes severe restrictions on experiments done in the vicinity of a Feshbach resonance [8, 9, 10], where a diverges, as well as for tightly confined samples. The latter situation is relevant in particular to the new field of integrated atom optics [11]. Thus it is important to pursue possible techniques for inhibiting three-body recombination in condensates.

The control of decay and decoherence mechanisms in quantum systems is also important in other areas of physics [12, 13]. Much of this work is motivated by the requirements for quantum computers as well as an interest in fundamental issues in quantum mechanics, such as the Quantum Zeno effect [14]. An important result

in this context is the demonstration that time-dependent external fields that modulate either the energies of the system under consideration or its coupling to the external reservoir into which it decays can reduce its decay rate. A key requirement of such schemes is that the external field be modulated on a time scale shorter than the reservoir correlation time.

For positive scattering lengths much larger than the range of the interatomic potential, three-body recombination is dominated by the formation of molecules in a weakly bound state with binding energy $\epsilon_b = \hbar / ma^2$ [2, 3]. In this paper we discuss the use of a regular sequence of resonant 2π laser pulses applied to that state to inhibit three-body decay. The effect of each pulse is to change its phase by π . This leads to a destructive interference in the probability amplitudes between successive pulses for the formation of a molecule. A similar idea was explored by Agarwal *et al.* for inhibiting spontaneous emission from a two-level atom [13]. However, it is virtually impossible to inhibit spontaneous emission in free space because of the nearly instantaneous correlation time of the vacuum. The situation is more favorable in the present case: The role of the reservoir is now played by the molecular states formed by three-body recombination, and its correlation time is roughly on the order of the inverse of the binding energy, $\epsilon_b^{-1} \sim 10^{-6} s$ for $a \sim 1000a_0$ and $m \sim 50$ a.m.u. Therefore a sequence of pulses separated by an interval of $T \ll \epsilon_b^{-1}$ should be effective at decreasing the rate of molecule formation.

We proceed by deriving a coarse-grained master equation for the evolution of a BEC in the presence of a sequence of impulsive laser pulses. The pulses are assumed to be off-resonant with respect to the condensate atoms, but resonant with respect to the molecules formed by three-body recombination. The total Hamiltonian for the atom-molecule system is $H = H_a + H_m + H_3$ where

$$H_a = \int d^3x \left\{ \hat{\psi}^\dagger \left(-\frac{\hbar^2 \nabla^2}{2m} + V(\mathbf{r}) - \mu \right) \hat{\psi} + \frac{g}{2} \hat{\psi}^\dagger \hat{\psi}^\dagger \hat{\psi} \hat{\psi} \right\}, \quad H_3 = \hbar \kappa \int d^3x \hat{\phi}_g^\dagger \hat{\psi}^\dagger \hat{\psi}^3 + h.c.$$

$$H_m = \int d^3x \left\{ \hat{\phi}_g^\dagger \left(-\frac{\hbar^2 \nabla^2}{4m} - \hbar \epsilon_b \right) \hat{\phi}_g + \hat{\phi}_e^\dagger \left(-\frac{\hbar^2 \nabla^2}{4m} + \hbar(\omega_{eg} - \epsilon_e - \omega_L) \right) \hat{\phi}_e + \frac{\hbar}{2} \Omega_m(t) \hat{\phi}_e^\dagger \hat{\phi}_g + h.c. \right\}$$

Here H_a and H_m are the atomic and molecular Hamiltonians, respectively, and H_3 accounts for three-body recombination [1]. The field operators $\hat{\psi}(\mathbf{r})$ and $\hat{\phi}_g(\mathbf{r})$ describe the annihilation of atoms and of molecules with binding energy ϵ_b , respectively. In H_a , $g = 4\pi\hbar^2 a/m$ while $V(\mathbf{r})$ is an external trapping potential and μ is the chemical potential.

We assume that the laser field, with Rabi frequency $\Omega_m(t)$ and frequency ω_L , is resonant with a single vibrational state in the molecular potential of the electronically excited molecule. This state is denoted by the annihilation operator $\hat{\phi}_e(\mathbf{r})$. Its binding energy relative to the electronic energy of the corresponding free atoms is ϵ_e , so that the resonance condition is $\delta = (\omega_{eg} - \epsilon_e) + \epsilon_b - \omega_L = 0$. We further assume that the laser is off-resonant with respect to the excited state transition for the corresponding free atoms, $\Delta_a = \omega_{eg} - \omega_L \gg \Omega_m/\sqrt{2}, \gamma_a$, where $\Omega_m/\sqrt{2}$ is the atomic Rabi frequency [15] and γ_a the linewidth. For $\delta = 0$ this gives $\Delta_a = \epsilon_e - \epsilon_b$. Since ϵ_b corresponds to a weakly bound state near the dissociation limit, ϵ_e would have to correspond to a low lying vibrational state in the molecular potential for the excited atoms with a binding energy of the order $\sim 1 - 10$ GHz.

For the problem at hand, $\Omega_m(t) = \Omega_0 f(t)$ where $f(t)$ is a train of square pulses of unit amplitude with duration τ_p and separation T such that $\Omega_0 \tau_p = 2\pi$. If τ_p is short compared to the characteristic time of the center-of-mass molecular dynamics, the molecules undergo a complete Rabi oscillation for each pulse, leaving their excited state unchanged while their ground state acquires a π phase shift. We can then eliminate the excited molecular state from H_m and make for the ground state field operators the substitution

$$\hat{\phi}_g(\mathbf{r}, t) \rightarrow (-1)^{\left[\frac{t}{T+\tau_p} \right]} \hat{\phi}_g(\mathbf{r}, t)$$

where [...] denotes the integer part of the term in brackets.

The Hamiltonian H_3 describes the formation of dimers from three colliding atoms in which the third atom carries away the excess kinetic energy and momentum released by the molecule formation. The binding energy of the molecule is converted into molecular and atomic kinetic energies, $\epsilon_b = 3\hbar K^2/4m$ where $+\hbar\mathbf{K}$ and $-\hbar\mathbf{K}$ are the atomic and molecular momenta. For $\hbar K^2/4m \gg \mu$, we can decompose the atomic field operator as $\hat{\psi}(\mathbf{r}) = \hat{\psi}_T(\mathbf{r}) + \hat{\psi}_F(\mathbf{r})$ where $\hat{\psi}_T$ represent the trapped condensate atoms while $\hat{\psi}_F$ are atoms with kinetic energy $2\epsilon_b/3$. By making what amounts to the rotating wave approximation and keeping only resonant terms, H_3 reduces to

[4],

$$H_3 = \hbar\kappa \int d^3x \hat{\phi}_g^\dagger \hat{\psi}_F^\dagger \hat{\psi}_T^3 + h.c.$$

We note that the molecules and recoiling atoms escape from the trap for $\epsilon_b/3 > V_0$ where V_0 is the trap depth. For large scattering lengths with $\epsilon_b \sim 10^6 s^{-1}$, atoms and molecules are lost for $V_0/k_B \lesssim 10\mu K$. Under these conditions, it is convenient to adopt a plane wave basis for the atoms and molecules that are lost from the trap, $\hat{\phi}_g(\mathbf{r}, t) = (1/\sqrt{V}) \sum_{\mathbf{k}} \hat{a}_{\mathbf{k}}(t) \exp[i\mathbf{k} \cdot \mathbf{r}]$ and $\hat{\psi}_F(\mathbf{r}, t) = (1/\sqrt{V}) \sum_{\mathbf{k}} \hat{c}_{\mathbf{k}}(t) \exp[i\mathbf{k} \cdot \mathbf{r}]$, where V is a quantization volume. For the condensate we use a zero-temperature single-mode approximation, $\psi_T(\mathbf{r}, t) = u_0(\mathbf{r}) \hat{b}(t)$ and $u_0(\mathbf{r})$ is a Hartree wave function for the condensate ground state with eigenvalue μ . After transforming to the interaction representation, the interaction Hamiltonian becomes

$$H_3(t) = \sum_{\mathbf{k}_1, \mathbf{k}_2} \hbar U(\mathbf{k}_1 + \mathbf{k}_2) (-1)^{\lfloor t/T + \tau_p \rfloor} e^{i\delta\omega_{12}t} \hat{a}_{\mathbf{k}_1}^\dagger \hat{c}_{\mathbf{k}_2}^\dagger \hat{b}^3 + h.c. \quad (2)$$

where $\delta\omega_{12} = \hbar\mathbf{k}_1^2/(4m) + \hbar\mathbf{k}_2^2/(2m) - \epsilon_b$ and $U(\mathbf{k}) = \kappa \int d^3x e^{-i\mathbf{k} \cdot \mathbf{r}} u_0^3(\mathbf{r})/V$.

Starting from Eq. (2) we can derive a master equation for the density operator of the condensate atoms, $\rho(t)$. In this approach the molecules and free atoms are interpreted as a reservoir coupled to the condensate by $H_3(t)$. It is important to note that $H_3(t)$ is not a continuous function of time since the pulses result in a discontinuous sign change after each interval $T + \tau_p$. Hence one must proceed with caution when deriving the master equation since differentiation and integration are no longer inverses of each other. We use the form of the master equation derived e.g. in Ref. [16] for the coarse-grained derivative $\dot{\rho}(t) = (\rho(t + \tau) - \rho(t))/\tau$ of the system density operator, τ being a time long compared to the correlation time of the reservoir τ_c but short compared to times over which the condensate evolves, $\tau_c \ll \tau \ll 1/\gamma n^2$. Taking the reservoir density operator to be in the vacuum state and assuming that $\tau = NT$ where N is the number of pulses and $\tau_p \ll T$, we obtain

$$\begin{aligned} \dot{\rho}(t) = & \frac{1}{i} \left[\nu \hat{b}^{\dagger 3} \hat{b}^3, \rho(t) \right] \\ & - \frac{\gamma}{2} \left(\hat{b}^{\dagger 3} \hat{b}^3 \rho(t) + \rho(t) \hat{b}^{\dagger 3} \hat{b}^3 - 2\hat{b}^3 \rho(t) \hat{b}^{\dagger 3} \right). \quad (3) \end{aligned}$$

Here $\nu \equiv \nu(T, N)$ is a ‘‘Lamb shift’’ of the condensate atoms. We do not reproduce its lengthy expression, concentrating instead on the decay rate of the condensate,

$\gamma \equiv \gamma(T, N)$ due to molecule formation,

$$\gamma(T, N) = \sum_{\mathbf{k}_1, \mathbf{k}_2} |U(\mathbf{k}_1 + \mathbf{k}_2)|^2 \tan^2(\delta\omega_{12}T/2) \times \left(\frac{\sin^2(\delta\omega_{12}NT/2 + N\pi/2)}{NT\delta\omega_{12}^2/4} \right). \quad (4)$$

The $\tan^2(\delta\omega_{12}T/2)$ term in $\gamma(T, N)$ describes the effect of the pulses on the decay of the condensate. We note that $\gamma(T, N)NT$ agrees with the transition probability calculated directly from $H_3(t)$ using first-order time-dependent perturbation theory [13].

For a Markovian reservoir, $\tau_c \rightarrow 0$, one can let $\tau = NT \rightarrow \infty$ [16]. At the same time we note that for an even number of pulses no net phase (modulo 2π) is acquired by the molecules. Under these conditions the decay rate is

$$\lim_{\tau \rightarrow \infty} \gamma = 2\pi \sum_{\mathbf{k}_1, \mathbf{k}_2} |U(\mathbf{k}_1 + \mathbf{k}_2)|^2 \tan^2(\delta\omega_{12}T/2) \delta(\delta\omega_{12}). \quad (5)$$

For $\tan^2(\delta\omega_{12}T/2) \equiv 1$, one then recovers the standard result for the decay rate in the Markov limit, as expected.

It is clear from Eq. (5) that $\lim_{\tau \rightarrow \infty} \gamma = 0$. This is due to the fact that for $\delta\omega_{12} = 0$, the phases of the molecules and free atoms do not change in the interval between pulses, $j(T + \tau_p) < \tau < (j + 1)T$, where j is an integer. However at the end of each interval, $\tau = j(T + \tau_p)$, the phase of the molecules changes by π . As a result, there is complete destructive interference between the transition amplitudes for neighboring intervals.

For a finite reservoir correlation time τ_c , however, it is no longer possible to (formally) let $\tau = NT \rightarrow \infty$ and the interferences cease to be fully destructive, resulting in a non-zero condensate decay rate. To reduce γ below its unperturbed value requires $\tan^2(\delta\omega_{12}T/2) \ll 1$ but since τ_c is approximately given by the reciprocal of the reservoir bandwidth, ϵ_c , one must choose $T \ll \pi\tau_c$, that is, the laser pulses must be separated by an interval shorter than the correlation time of the molecular field. The bandwidth of the molecular reservoir is determined by the short-wavelength cutoff in H_3 , which is on the order of the range of the interatomic potential, $R_0 \lesssim a$ [1, 17], This gives a bandwidth of $\epsilon_c \sim \hbar/mR_0^2 \gtrsim \epsilon_b$.

The de Broglie wavelengths of the molecules and energetically free atoms are of the order a . For a trapped condensate of size ℓ , one typically has $\ell \gg a$. In this case, we may treat the gas as being locally homogeneous with respect to the fast moving molecules and atoms formed by recombination. For a uniform BEC, γ then becomes

$$\gamma = \gamma_0 F(T\epsilon_b, N) \quad (6)$$

where $\gamma_0 = (1/2\pi)(\kappa/V)^2(4m/3\hbar)^{3/2}\sqrt{\epsilon_b}$ is the decay rate in the absence of any pulses in the $\tau \rightarrow \infty$ Markov limit. Note that γ is related to K_3 by $K_3 = 36\gamma$ [4]. The

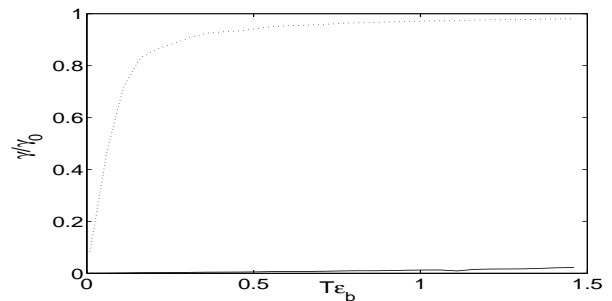


FIG. 1: Normalized decay rate for $N = 20$ and $\alpha = 1.5$ with pulses (solid line) and without pulses (dotted line) as a function of $T\epsilon_b$

dimensionless factor reflecting the effect of the 2π pulses is

$$F(t, N) = \int_{-1}^{\alpha} dx \sqrt{1+x} \frac{\tan^2(xt/2) \sin^2((xt + \pi)N/2)}{2\pi N t (x/2)^2}. \quad (7)$$

Here $\alpha = (\epsilon_c - \epsilon_b)/\epsilon_b$ is a dimensionless high energy cutoff. By setting $\tan^2(xt/2) = 1$ in Eq. (7) we obtain the *finite* time decay rate in the absence of any pulses, which we denote as $F_{NP}(t, N)$. F_{NP} rapidly approaches its limiting value of 1 for $t \sim 1$ for all values of N and α considered below. This is illustrated in Fig. 1 for $N = 20$ and $\alpha = 1.5$

The effective number of pulses $N = \lceil \tau/T \rceil$ that contribute to the reduction of γ is determined by the time over which the phases of the molecular states can evolve coherently. Any event that leads either to the decay of the molecular state or to a randomization of its phase will negate the accumulated effect of the pulses. Since the molecules formed by three-body recombination are in a very weakly bound state, they can decay to more deeply bound vibrational states via inelastic collisions with atoms [18, 19, 20, 21]. The decay rate for the molecular state is then given by $\kappa n = \beta n \bar{v} \sigma \approx 4\pi\beta n \hbar a / \sqrt{3}m$. Here, $n \bar{v} \sigma$ is the elastic collision rate between atoms and molecules with velocity $\bar{v} = \hbar/\sqrt{3}ma$ and we assume that the cross section can be approximated by the atom-atom elastic cross section, $\sigma \approx 4\pi a^2$. β is then the ratio of the inelastic to elastic cross sections for transitions to deeply bound vibrational states of the molecules.

We can therefore take $\tau \approx 1/\kappa n$ in order to determine the effective number of pulses. In this case the condition on the time scales involved in the derivation of the master equation, $1/\gamma n^2 \geq 1/\gamma_0 n^2 \gg \tau \gg \tau_c$, can be reexpressed as $na^3 \ll 4\pi\beta/\sqrt{3}, \sqrt{3}/(4\pi\beta)(a/R_0)^2$ where na^3 is the dilute gas parameter and is typically $\ll 1$. Refs. [18, 19, 20, 21] give empirical values for κ of $10^{-9} - 10^{-11}$ cm³/s in the vicinity of a Feshbach resonance. Using the values $a \sim 1000a_0$ and $m \sim 50a.m.u.$ gives a range for β of 0.01 – 1. With these values of β one can reduce the above condition on the time scales for $a > R_0$ to simply

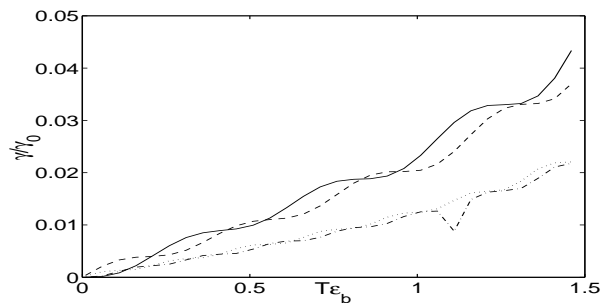


FIG. 2: Normalized decay rate as a function of the dimensionless pulse period, $T\epsilon_b$ for $N = 10$ (solid line), $N = 11$ (dashed line), $N = 19$ (dotted line), and $N = 20$ (dashed dot) for a cutoff of $\alpha = 1.5$.

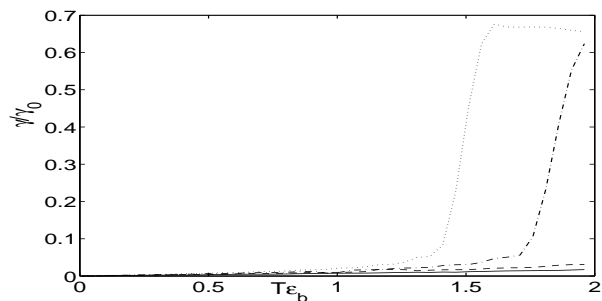


FIG. 3: Normalized decay rate as a function of the dimensionless pulse period, $T\epsilon_b$ for $N = 20$ and a cutoff of $\alpha = 0.9$ (solid line), $\alpha = 1.3$ (dashed line), $\alpha = 1.7$ (dashed dot), and $\alpha = 2.1$ (dotted line).

$na^3 \ll 0.1$ so that the condensate must simply be dilute.

These considerations imply that for a condensate density of $n = 10^{15}/\text{cm}^3$ and $\kappa \approx 10^{-10}\text{cm}^3/\text{s}$, one can have on the order of 10 pulses within the lifetime of a molecule for a pulse period of $T = 10^{-6}\text{s}$. Fig. 2 shows a plot of γ/γ_0 as a function of T for $N = 10, 11, 19, 20$. It is clear that the more pulses that can be applied, the greater the reduction in the decay rate. In general for $NT\epsilon_b \ll 1$ and finite, an even number of pulses, $2j$, produces a lower decay rate than $2j \pm 1$ while for larger $T\epsilon_b$ the decay rate can be lower for an odd number of pulses. However, the difference between an even and odd number of pulses decreases as N gets larger. We note that $F(t, N)$ is sensitive to the precise value of the cutoff [13], as illustrated in Fig. 3. This is a common feature in effective low-energy field theories [17]. Despite the dependence on α , one has $F(T\epsilon_b, N) \ll 1$ provided $T\epsilon_b, T\epsilon_b\alpha \ll \pi$. Fig. 3 shows that when $T\epsilon_b\alpha \approx \pi$, the decay rate starts to increase rapidly. From these results, we conclude that the pulse train is able to reduce the decay rate to only a few percent of its “bare” value.

Finally we discuss the effect of the laser pulses on the atoms. The atoms experience a periodic AC Stark shift, $\hbar|\Omega_a(t)|^2/4\Delta_a$. It leads to a renormalization of the binding energy relative to the dissociation limit and can be

neglected without loss of generality. Of greater concern are the atom losses due to Rayleigh scattering of laser photons. They should be less than the losses due to three-body recombination, otherwise we have simply replaced one loss mechanism with another. For $t \gg T + \tau_p$, the time-averaged Rayleigh scattering loss rate is $\bar{\Gamma} = (\gamma_a|\Omega_0|^2/8\Delta_a^2)(\tau_p/T) \approx (0.785/T)(|\Omega_0|/|\Delta_a|)(\gamma_a/|\Delta_a|)$ where we have again assumed that $T \gg \tau_p = 1/2\pi\Omega_0$. If we take $\gamma_a \sim 10^7\text{s}^{-1}$, a detuning of $\Delta_a \sim 10^{10}\text{s}^{-1}$, and $10\tau_p = T \sim 10^{-6}\text{s}$, we obtain a lifetime of $\bar{\Gamma}^{-1} \sim 10\text{s}$. Note, however, that $\bar{\Gamma}$ is a single-particle loss rate and is unaffected by changes in the density n and a .

In conclusion, we have discussed a technique for inhibiting three-body recombination in BEC via a sequence of resonant 2π laser pulses. We have shown that the three-body decay rate can be reduced to only a few percent of its value in the absence of the pulses. This method should be useful for extending the lifetime of condensates in the high density regime and near Feshbach resonances.

This work is supported in part by the US Office of Naval Research, by the NSF, by the US Army Research Office, by NASA, and by the Joint Services Optics Program.

-
- [1] Yu. Kagan, B. V. Svistunov, and G. V. Shlyapnikov, JETP Lett. **42**, 209 (1985).
 - [2] P. O. Fedichev, M. W. Reynolds, and G. V. Shlyapnikov, Phys. Rev. Lett. **77**, 2921 (1996).
 - [3] B. D. Esry, C. H. Greene, and J. P. Burke, Phys. Rev. Lett. **83**, 1751 (1999).
 - [4] M. W. Jack, Phys. Rev. Lett. **89**, 140402 (2002).
 - [5] B. Borca, J. W. Dunn, V. Kokouline, and C. H. Greene, Phys. Rev. Lett. **91**, 070404 (2003).
 - [6] E. A. Burt *et al.*, Phys. Rev. Lett. **79**, 337 (1997).
 - [7] D. M. Stamper-Kurn *et al.*, Phys. Rev. Lett. **80** 2027 (1998).
 - [8] J. Stenger *et al.*, Phys. Rev. Lett. **82** 2422 (1999).
 - [9] J. L. Roberts *et al.*, Phys. Rev. Lett. **85**, 728 (2000).
 - [10] T. Weber *et al.*, Phys. Rev. Lett. **91**, 123201 (2003).
 - [11] W. Hänsel, P. Hommelhoff, T. W. Hänsch, and J. Reichel, Nature **413**, 498 (2001); H. Ott *et al.*, Phys. Rev. Lett. **87**, 230401 (2001).
 - [12] C. Search and P. R. Berman, Phys. Rev. Lett. **85**, 2272 (2000); L. Viola and S. Lloyd, Phys. Rev. A **58**, 2733 (1998); L. Viola, E. Knill, S. Lloyd, Phys. Rev. Lett. **82**, 2417 (1999); D. Vitali and P. Tombesi, Phys. Rev. A **59**, 4178 (1999); G. S. Agarwal, Phys. Rev. A **61**, 013809 (2000); A. G. Kofman and G. Kurizki, Phys. Rev. Lett. **87**, 270405 (2001); A. G. Kofman and G. Kurizki, Nature **405**, 546 (2000).
 - [13] G. S. Agarwal, M. O. Scully, and H. Walther, Phys. Rev. Lett. **86**, 4271 (2001); G. S. Agarwal, M. O. Scully, and H. Walther, Phys. Rev. A **63**, 044101 (2001).
 - [14] B. Misra and E. C. G. Sudarshan, J. Math. Phys. **18**, 756 (1977).
 - [15] D. J. Heinzen, R. Wynar, P. D. Drummond, and K. V. Kheruntsyan, Phys. Rev. Lett. **84**, 5029 (2000).

- [16] P. Meystre and M. Sargent III, "Elements of Quantum Optics, 3rd. Ed." (Springer-Verlag, Berlin, 1999).
- [17] P. F. Bedaque, E. Braaten, and H. W. Hammer, Phys. Rev. Lett. **85**, 908 (2000).
- [18] V. A. Yurovsky, A. Ben-Reuven, P. S. Julienne, and C. J. Williams, Phys. Rev. A **60**, R765 (1999); V. A. Yurovsky and A. Ben-Reuven, Phys. Rev. A **67** 050701(R) (2003).
- [19] E. Timmermans *et al.*, Phys. Rev. Lett. **83**, 2691 (1999); E. Timmermans *et al.*, cond-mat/9805323.
- [20] P. Soldán *et al.*, Phys. Rev. Lett. **89**, 153201 (2002).
- [21] N. Balakrishnan, R. C. Forrey, and A. Dalgarno, Chem. Phys. Lett. **280**, 1 (1997).