

Stochastic resonance in a non Markovian discrete state model for excitable systems

T. Prager and L. Schimansky-Geier

Institute of Physics, Humboldt-University of Berlin, Newtonstr. 15, 12489 Berlin, Germany

(Dated: 6th November 2018)

We study a non Markovian three state model, subjected to an external periodic signal. This model is intended to describe an excitable systems with periodical driving. In the limit of a small amplitude of the external signal we derive expressions for the spectral power amplification and the signal to noise ratio as well as for the inter-spike interval distribution.

PACS numbers: 05.40.-a, 87.19.La, 02.50.Ey

Keywords: stochastic resonance, excitable systems, non markovian dynamics

Stochastic resonance (SR) is one of the interesting effects where noise plays a constructive role in nature. It describes the optimal response of a nonlinear system to a periodic signal at a finite non zero noise level. While today most research in the field of SR is focused on applications in information processing systems like neurons, the effect was originally discovered in the context of climatology [1], where it allowed to explain the periodic occurrence of ice ages.

A successful theory of SR in bistable systems was introduced in [2]. There a reduction to a two state Markovian dynamic has been proven to be very useful to obtain analytical expressions of the signal to noise ratio (SNR), which as a hallmark of SR shows a maximum at a certain finite noise level. Another example of a two state theory for a bistable system with delay has been developed in [3]. In this system the spectral power amplification (SPA) shows several maxima as a function of the frequency. Array enhanced SR in coupled bistable systems is studied in [4]. Recently, in [5] a theory of SR in non Markovian two state models has been established and applied to ion channel gating dynamics. In [6] a piecewise linear FitzHugh-Nagumo system was modeled as a two state dynamics which allowed to calculate the SPA in this particular case.

In this paper study SR in excitable systems [7, 8, 9, 10, 11] by mapping the characteristic parts of an excitable stochastic dynamics onto a non Markovian three state dynamics [13]. The resulting model allows to derive formulas for relevant quantities like SNR or SPA, which may help to explain the SR found in real world excitable systems driven by periodic signals, ranging from crayfish mechanoreceptors [8] to semiconductor lasers with optical feedback [11].

A key feature of excitable stochastic systems is a stable fixed point or rest state from which the system can be excited by noise onto an excitation loop. This fixed point corresponds to state 1 in our model. The transition out of this state is assumed to be a rate process, describing the excitation over a threshold due to noise. The other two states model two parts of the excitation loop each having a different output. One might for example think of these two parts as the firing and refractory state in

the dynamics of an excitable FitzHugh-Nagumo neuron where the output is high in the firing and low in the refractory state. The transitions from state 2 to 3 and 3 back to 1 are governed by arbitrary waiting time distributions (WTD), which must be adapted to the system to be described by this model.

The external periodical driving acts onto the system as a periodical modulation of the rate for the transition $1 \rightarrow 2$. The times spent in the firing and refractory state are assumed not to be affected by the external driving, which is true for example in a stochastic FitzHugh-Nagumo system with small driving amplitudes and sufficiently low driving frequencies.

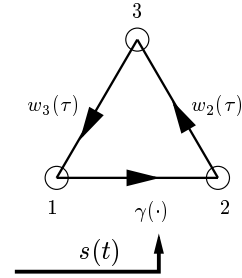


Figure 1: Three state model of an excitable system. The transition from state 1 to 2 is governed by a Poisson process whose rate depends on the external signal $s(t)$. The transitions from 2 to 3 and 3 to 1 are governed by arbitrary WTDs $w_2(\tau)$ and $w_3(\tau)$, which do not depend on the external signal.

The state of our model is described by the three conditioned probabilities $P_i(t|t_0)$, $i = 1, 2, 3$ that the system is in state i at time t given that it has been in state 1 at time t_0 . These probabilities obey the generalized master equations

$$\begin{aligned} \dot{P}_1(t|t_0) &= \int_{t_0}^t d\tau \gamma(\tau) P_1(\tau|t_0) (w_2 \circ w_3)(t - \tau) - \gamma(t) P_1(t|t_0) \\ \dot{P}_2(t|t_0) &= \gamma(t) P_1(t|t_0) - \int_{t_0}^t d\tau \gamma(\tau) P_1(\tau|t_0) w_2(t - \tau) \\ \dot{P}_3(t|t_0) &= \int_{t_0}^t d\tau \gamma(\tau) P_1(\tau|t_0) [w_2(t - \tau) - (w_2 \circ w_3)(t - \tau)] \end{aligned} \quad (1)$$

with initial condition $P_1(t_0|t_0) = 1$, $P_2(t_0|t_0) = 0$,

$P_3(t_0|t_0) = 0$ and $(w_2 \circ w_3)(t) := \int_0^t d\tau w_2(\tau) w_3(t - \tau)$. The meaning of eqs.(1) will be exemplarily explained by means of the first one: The change in probability to be in state 1 is the probability influx minus the probability outflux. The later is the instantaneous rate $\gamma(t)$ times the occupation probability $P_1(t|t_0)$, as the transition from state 1 to state 2 is a Poisson process with rate $\gamma(t)$. The influx into state 1 is related to the outflux of state 1 in the past: Consider a system which has left state 1 at some instant τ in the past, i.e. between t_0 , when the system has started in state 1 and the current time t . If this system waits the time $t - \tau$ in state 2 and 3, which happens with probability $(w_2 \circ w_3)(t - \tau)$, it will reenter state 1 at time t , therefore contributing to the influx into state 1 at time t . Taken together this leads to the presented influx term. The equations for $P_2(t|t_0)$ and $P_3(t|t_0)$ follow from similar considerations.

In the case of a constant rate those equations can be shown to be equivalent to so called semi Markovian master equations used to describe continuous time random walks [14].

For the time dependent rate we use a Kramers type rate, which is modulated by the external signal, $\gamma(t) = r_0(D) \exp(-\frac{A_0}{D} \cos \Omega t)$, where D is the noise strength, $r_0(D) \propto \exp(-\Delta U_{\text{eff}}/D)$ is the rate without driving and A_0 and Ω are the effective amplitude and frequency of the driving.

In order to show the effect of SR in our model we calculate the SNR and the SPA for small $\alpha := A_0/D$. We assign a high output $x(t) = x_1$ to the system if it is in state 2(firing), and a low output $x(t) = x_0$ if it is in state 1(rest) and 3(refractory) respectively. The spectral power of the output $x(t)$ at the input frequency Ω can be derived from the asymptotic mean value $\langle x(t) \rangle_{\text{asy}} = x_0(P_1(t)_{\text{asy}} + P_3(t)_{\text{asy}}) + x_1 P_2(t)_{\text{asy}}$ where the asymptotic probabilities $P_i(t)_{\text{asy}} := \lim_{t_0 \rightarrow -\infty} P_i(t|t_0)$ are governed by

$$\dot{P}_1(t)_{\text{asy}} = -\gamma(t)P_1(t)_{\text{asy}} + \int_0^\infty d\tau \gamma(t - \tau) P_1(t - \tau)_{\text{asy}} (w_2 \circ w_3)(\tau) \quad (2)$$

together with the normalization condition $P_1(t)_{\text{asy}} + P_2(t)_{\text{asy}} + P_3(t)_{\text{asy}} = 1$ where

$$P_2(t)_{\text{asy}} = \int_0^\infty d\tau \gamma(t - \tau) P_1(t - \tau)_{\text{asy}} z_2(\tau) \quad (3)$$

$$P_3(t)_{\text{asy}} = \int_0^\infty d\tau \int_0^\infty d\tau' \gamma(t - \tau - \tau') P_1(t - \tau - \tau')_{\text{asy}} w_2(\tau') z_3(\tau). \quad (4)$$

$z_i(\tau) := 1 - \int_0^\tau d\tau' w_i(\tau')$ denotes the probability to wait longer than τ in state i . Linearizing the rate $\gamma(t)$ with respect to α , $\gamma(t) = r_0(D)(1 - \alpha \cos(\Omega t))$ and making the Ansatz $P_1(t)_{\text{asy}} = \sum_{k=-\infty}^\infty p_k \exp(ik\Omega t)$ eventually leads to a tridiagonal recurrence relation for the Fourier coefficients p_k . Solving this tridiagonal recurrence relation

following [15] we eventually arrive at

$$p_0 = \frac{\bar{w}_1}{\bar{w}} + O(\alpha^2) \quad (5)$$

$$p_1 = p_{-1}^* = -i \frac{\alpha (1 - \hat{w}_1(\Omega))(1 - \hat{w}_2(\Omega)\hat{w}_3(\Omega))}{2 \Omega \bar{w} (1 - \hat{w}_1(\Omega)\hat{w}_2(\Omega)\hat{w}_3(\Omega))} + O(\alpha^3),$$

with

$$\hat{w}_i(\Omega) = \int_0^\infty d\tau e^{-i\Omega\tau} w_i(\tau) \text{ and } \bar{w}_i = \int_0^\infty d\tau \tau w_i(\tau). \quad (6)$$

where $\bar{w} = \bar{w}_1 + \bar{w}_2 + \bar{w}_3$ is the mean time for one cycle of the undriven system and \bar{w}_1 and $\hat{w}_1(\Omega)$ are calculated according to eq. (6) with the unperturbed WTD for state 1, $w_1(\tau) = \gamma_0 \exp(-\gamma_0\tau)$. Higher Fourier coefficients p_k , $k \geq 2$ are at least of order $O(\alpha^2)$. Therefore one arrives at

$$\langle x(t) \rangle_{\text{asy}} = \langle x \rangle_0 + \alpha \frac{(x_1 - x_0)}{\Omega \bar{w}} A \cos(\Omega t + \hat{\phi}) + O(\alpha^2)$$

where $\langle x \rangle_0 = \frac{1}{\bar{w}}(x_0(\bar{w}_1 + \bar{w}_3) + x_1 \bar{w}_2)$ is the stationary solution of the process without external signal and $A = |\Gamma(\Omega)|$, $\hat{\phi} = \arg(\Gamma(\Omega))$ and

$$\Gamma(\Omega) = i \frac{(1 - \hat{w}_1(\Omega))(1 - \hat{w}_2(\Omega))}{1 - \hat{w}_1(\Omega)\hat{w}_2(\Omega)\hat{w}_3(\Omega)}. \quad (7)$$

The SPA η is the ratio between the power of the output $x(t)$ at the frequency of the input signal and the power of the input signal. It is now given by

$$\eta = \frac{(x_1 - x_0)^2}{D^2 \Omega^2 \bar{w}^2} |\Gamma(\Omega)|^2 + O(\alpha^2). \quad (8)$$

Note that not only \bar{w} depend on the noise strength D but also $\Gamma(\Omega)$ due to the noise dependence of $\hat{w}_1(\Omega)$.

The SNR is defined as the ratio between the spectral power at the driving frequency and the spectral power density in the neighborhood of the driving frequency. In lowest order in α this is equal to the ratio between the spectral power of the driven process and the spectral power density of the undriven process, both taken at the driving frequency. The spectral power density of the process without signal can be calculated using a formula from renewal theory [16]

$$S_0(\Omega) = \frac{4(x_1 - x_0)^2 \text{Re } G(\Omega)}{\bar{w} \Omega^2} \quad (9)$$

with

$$G(\Omega) = \frac{(1 - \hat{w}_2(\Omega))(1 - \hat{w}_1(\Omega)\hat{w}_3(\Omega))}{1 - \hat{w}_1(\Omega)\hat{w}_2(\Omega)\hat{w}_3(\Omega)}. \quad (10)$$

Eventually the SNR reads

$$\begin{aligned} \text{SNR} &= \pi A_0^2 \frac{\eta}{S_0(\Omega)} + O(\alpha^4) \\ &= \frac{\pi \alpha^2}{4\bar{w}} \left| \frac{1 - \hat{w}_1(\Omega)}{1 - \hat{w}_1(\Omega)\hat{w}_3(\Omega)} \right|^2 \frac{|G(\Omega)|^2}{\text{Re } G(\Omega)} + O(\alpha^4). \end{aligned} \quad (11)$$

For a fixed firing and refractory time, which is a good approximation for an excitable stochastic FitzHugh-Nagumo system in the low noise regime we have $w_2(\tau) = \delta(\tau - T_f)$ and $w_3(\tau) = \delta(\tau - T_r)$ and therefore $\hat{w}_2(\Omega) = \exp(-i\Omega T_f)$ and $\hat{w}_3(\Omega) = \exp(-i\Omega T_r)$. This leads to a signal to noise ratio which is independent of the driving frequency,

$$\text{SNR} = \frac{\pi\alpha^2}{2\bar{w}} \quad (12)$$

In this case, the SPA is proportional to the spectrum of the unperturbed process,

$$\eta = \frac{\text{SNR}}{\pi A_0^2} S_0(\Omega) = \frac{1}{D^2} \frac{(x_1 - x_0)^2}{\bar{w}^2} \frac{2 \sin^2 \frac{\Omega T_f}{2}}{\frac{\Omega^2}{2} + \gamma_0^2 (1 - \cos(\Omega(T_f + T_r))) + \gamma_0 \Omega \sin(\Omega(T_f + T_r))}. \quad (13)$$

with proportionality constant $(2D^2\bar{w}^2)^{-1}$. Taking into account the dependence of γ_0 and therefore of \bar{w} on D , this function has a maximum at a finite value of D (see Fig. 2) which is characteristic for SR. However also as a function of the driving frequency the SPA shows maxima at certain frequencies, which has also been observed in bistable systems with delay [3]. In the Markovian case,

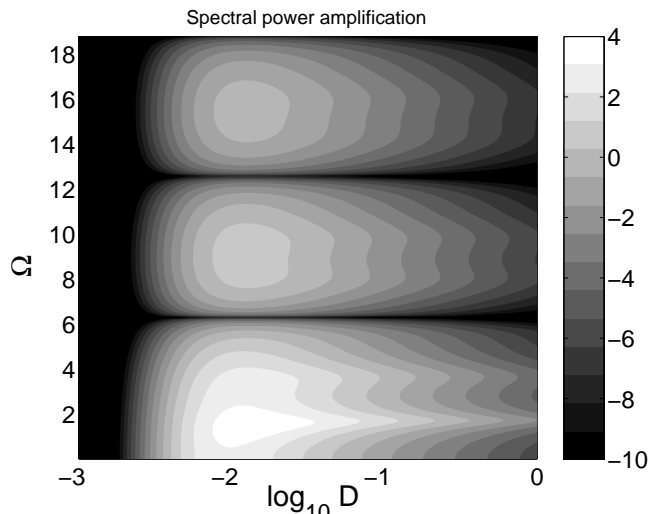


Figure 2: Spectral power Amplification for fixed firing and refractory times. horizontal axes: $\log_{10} D$ vertical axes: Ω Other Parameters: $T_f = 1$, $T_r = 2$, $\Delta U = 0.02$, $x_1 = 1$, $x_0 = 0$; The minima, where the SNR vanishes, are located at $\Omega = 2\pi n/T_f$, $n \in N$ The maxima are approximately located at $\Omega = 2\pi n/(T_f + T_r)$.

where all transitions are rate processes, i.e. $w_2(\tau) = \gamma_2 \exp(-\gamma_2 \tau)$ and $w_3(\tau) = \gamma_3 \exp(-\gamma_3 \tau)$, we get

$$\text{SNR} = \frac{\pi\alpha^2}{4\bar{w}} \frac{\gamma_3^2 + \Omega^2}{\gamma_0^2 + \gamma_0\gamma_3 + \gamma_3^2 + \Omega^2} \quad (14)$$

This SNR depends on the driving frequency Ω in a monotone way. However the SPA

$$\eta = \frac{(x_1 - x_0)^2 (\gamma_3^2 + \Omega^2)}{D^2 \bar{w}^2 [(\gamma_0\gamma_2 + \gamma_0\gamma_3 + \gamma_3\gamma_2)^2 + (\gamma_0^2 + \gamma_2^2 + \gamma_3^2)\Omega^2 + \Omega^4]}$$

can show a maximum with respect to the driving frequency. A reduction to two states, neglecting state 3 by choosing $w_3(\tau) = \delta(\tau)$ gives a frequency independent SNR $= \frac{\pi\alpha^2}{4\bar{w}}$ and a SPA $\eta = (x_1 - x_0)^2 / (D^2 \bar{w}^2 [(\gamma_0 + \gamma_2)^2 + \Omega^2])$ which depends monotonously on the frequency. For $\gamma_2 = \gamma_0$ this corresponds to the situation of SR in a bistable potential, except that the rate for the transition back from state 2 to state 1 is not modulated by the external signal, which leads to an additional factor 1/4 in the SNR compared to the well known expression SNR $= \frac{\pi\alpha^2}{2} \gamma_0$ for the signal to noise ratio in a two state model of a bistable system[12].

Another quantity, which shows the influence of noise and external driving in an excitable system is the inter-spike interval distribution (ISID) $W(T)$. In the case of bistable stochastic systems an analogous quantity, namely the distribution of times for a transition from one stable state to the other and back again, have been calculated in [19], [17], [18]. An inter-spike interval is defined as the time between two subsequent firing events, which in our model corresponds to two subsequent events of entering state 2. We calculate this distribution in the limiting case $A_0/D \rightarrow 0$. The ISID can be written as

$$W(T) = \int_0^{2\pi} d\phi W(T|\phi) p(\phi). \quad (15)$$

where $W(T|\phi)$ is the ISID conditioned by the phase of the external signal at the time of entering state 2 and $p(\phi)$ is the distribution of signal phases at the moment the system enters state 2.

The conditioned ISID $W(T|\phi)$ is given by

$$W(T|\phi) = \int_0^T dt (w_2 \circ w_3)(t) w_1(T - t|\phi + t\Omega), \quad (16)$$

where $w_1(\tau|\phi)$ is the WTD in state 1 given that the phase at the moment of entering this state was ϕ . This distribution reads $w_1(\tau|\phi) = \gamma_\phi(\tau) \exp(-\int_0^\tau dt \gamma_\phi(t))$ with $\gamma_\phi(\tau) = r_0(D) \exp(-\alpha \cos(\Omega\tau + \phi))$.

The phase distribution $p(\phi)$ can be readily calculated from the asymptotic solution $P_1(t)_{\text{asy}}$. It is proportional to the probability current from 1 to 2 at the corresponding time $t = \phi/\Omega$, which is given by $f(t) = \gamma(t) P_1(t)_{\text{asy}}$. The proportionality constant is fixed by normalization,

$$p(\phi) = \frac{f(\frac{\phi}{\Omega})}{Z}, \quad Z = \int_0^{2\pi} d\phi f(\frac{\phi}{\Omega}) = \frac{2\pi}{\bar{w}} + O(\alpha^2). \quad (17)$$

The probability current $f(t)$ integrated over one period of the external signal gives the average number of entrances

into state 2 during one period of the external signal [20]. As a necessary condition for frequency synchronization with the external signal this number has to be one, which leads to the time scale matching condition $\bar{w} = \frac{2\pi}{\Omega}$.

Completing the calculation of $p(\phi)$, we insert $P_1(t)_{\text{asy}}$ using eqs. (5) into eq. (17) and arrive at

$$p(\phi) = \frac{1}{2\pi}(1 - \alpha A \cos(\phi + \hat{\phi})) + O(\alpha^2). \quad (18)$$

with $A = |g(\Omega)|$, $\hat{\phi} = \arg(g(\Omega))$ and

$$g(\Omega) = \frac{1 - w_1(\Omega)}{1 - w_1(\Omega)w_2(\Omega)w_3(\Omega)}. \quad (19)$$

The first order in α of $p(\phi)$ is sufficient to calculate the WTD $W(T)$ according to eq. (15) up to order $O(\alpha^2)$. This can be seen by writing down the general form of $p(\phi)$ up to order $O(\alpha^2)$, $p(\phi) = \frac{1}{2\pi} + \alpha f_1(\phi) + \alpha^2 f_2(\phi)$. Due to the normalization the integral over ϕ from 0 to 2π of f_1 and f_2 must vanish. Inspecting Eq. (15) we notice that the term of order $O(\alpha^2)$ which stems from $O(\alpha^2)$ of $p(\phi)$ and $O(\alpha^0)$ of $W(T|\phi)$ vanishes as $W(T|\phi)$ does not depend on ϕ in $O(\alpha^0)$. Inserting eq. (16) and eqs. (18) into (15) one can at least in principle calculate the inter-spike interval distribution for arbitrary WTD w_2 and w_3 .

As an example we explicitly calculate the ISID for fixed waiting times T_f and T_r in state 2 and 3 respectively which is

$$W(T) = r_0 e^{-r_0(T-T_f-T_r)(1+\frac{\alpha^2}{4})} \left[1 + \frac{\alpha^2}{4} \left(\frac{1}{1-2f} + 2(1+\beta^2)(1+\cos(\Omega T + \phi)) \right) \right] + O(\alpha^4) \quad (20)$$

if $T > T_r + T_f$ and 0 otherwise, $\tan \phi = 2fg/(f^2 - g^2)$, $f = 1 + \beta^2(1 - \cos \Delta\phi) + \beta \sin \Delta\phi$ and $g = \beta \cos \Delta\phi + \beta^2 \sin \Delta\phi$, $\Delta\phi = \Omega(T_r + T_f)$. A plot of the resulting ISID is shown in Fig. 3. The probability that the interval between two subsequent spikes is less than $T_f + T_r$ is zero. The distribution for larger intervals is an exponential decay modulated by the external signal, which leads to small peaks at $T = 2\pi n/\Omega$. As the calculation is limited to small α , which corresponds to a weak modulation of the transition rate from 1 to 2 due to the external signal, those peaks are poorly pronounced.

In conclusion we have derived analytical expression for the spectral power amplification and the signal to noise ratio for small signal amplitudes in a non Markovian three state model for stochastic excitable systems. The SNR and SPA show a maximum for a certain finite value of the noise, which indicates SR. However, for many choices of the WTDs in state 2 and 3, the SPA as well as the SNR show one or several maxima also as a function of the driving frequency, i.e. a ‘‘bona fide’’ resonance. In the special case of fixed waiting times in state 2 and 3 the SNR does not depend on the frequency, indicating, that

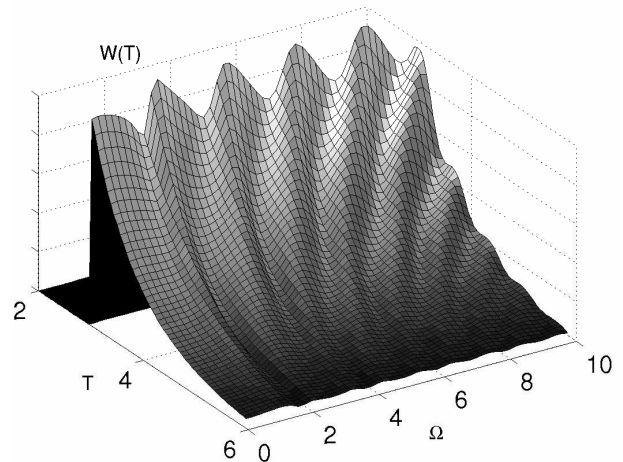


Figure 3: Inter spike interval distribution $W(T)$ as a function of the driving frequency Ω . $T_f = 1$, $T_r = 2$, $r_0(D) = 1$, $\alpha = 0.5$

all signals are equally well separated from the noisy background, independent of their frequency. We have further derived expressions for the inter-spike interval distribution for small signal amplitudes.

This work was supported by DFG-Sfb 555. We thank J. Freund for help and fruitful comments.

-
- [1] R. Benzi, A. Sutera, A. Vulpiani, J. Phys. A **14**, L453 (1981).
 - [2] B. McNamara, K. Wiesenfeld, Phys. Rev. A **39**, 4854 (1989).
 - [3] L.S. Tsimring, A. Pikovsky, Phys. Rev. Lett. **87**, 250602 (2001).
 - [4] U. Siewert and L. Schimansky-Geier, Phys. Rev E **58**, 2843 (1998).
 - [5] I. Goychuk, P. Hänggi, Phys. Rev. Lett. **91**, 070601 (2003).
 - [6] B. Lindner, L.Schimansky-Geier, Phys. Rev E **61**, 6103 (2000).
 - [7] A. Longtin, J. Stat. Phys. **70**, 309 (1993).
 - [8] K. Wiesenfeld et al., Phys. Rev. Lett. **72**, 2125 (1994).
 - [9] P. Jung, Phys. Lett. A **207**, 93 (1995).
 - [10] T. Alarcón, A. Pérez-Madrid, J.M. Rubí, Phys. Rev. E **57**, 4979 (1998).
 - [11] F. Marino, M. Giudici, S. Barland, S. Balle, Phys. Rev. Lett. **88**, 40601 (2002).
 - [12] L. Gammaitoni, P. Hänggi, P. Jung, F. Marchesoni, Rev. Mod. Phys. **70**, 223 (1998).
 - [13] T. Prager, B. Naundorf, L. Schimansky-Geier, Physica A **325**, 176 (2003).
 - [14] V.M. Kenkre, E.W. Montroll, M.F. Shlesinger, J. Stat. Phys **9**, 45 (1973), D.T. Gillespie, Phys. Lett. **64**, 22 (1977).
 - [15] Risken, *The Fokker-Planck Equation* (Springer, 1984) p.203.

- [16] R. L. Stratonovich, *Topics in the Theory of Random Noise I* (Gordon and Breach, 1962) p.174.
- [17] T. Zhou, F. Moss, P. Jung, Phys. Rev. A **42**, 3161 (1990)
- [18] R. Löfstedt, S.N. Coppersmith, Phys. Rev. E **49**, 4821 (1994).
- [19] M.H. Choi, R.F. Fox, P. Jung, Phys. Rev. E **57**, 6335 (1998).
- [20] P. Talkner, Physica A **325**, 124 (2003).