

Statistically Locked-in Transport Through Periodic Potential Landscapes

Ajay Gopinathan* and David G. Grier

Dept. of Physics and James Franck Institute, The University of Chicago, Chicago, IL 60637

(Dated: November 19, 2018)

Classical particles driven through periodically modulated potential energy landscapes are predicted to follow a Devil's staircase hierarchy of commensurate trajectories depending on the orientation of the driving force. Recent experiments on colloidal spheres flowing through arrays of optical traps do indeed reveal such a hierarchy, but not with the predicted structure. The microscopic trajectories, moreover, appear to be random, with commensurability emerging only in a statistical sense. We introduce an idealized model for periodically modulated transport in the presence of randomness that captures both the structure and statistics of such statistically locked-in states.

Objects driven through periodic potential energy surfaces face a myriad of choices: either they follow the driving force or they become entrained along any of the commensurate directions through the landscape. Variants of this problem appear in areas as diverse as driven charge density waves [1], electronic energy states in two-dimensional electron gases [2], atom migration on crystal surfaces [3], chemical kinetics, and flux flow in type-II superconductors [4]. Quite recently, this problem was investigated [5] using a monolayer of colloidal spheres in flowing water as a model system and a square array of holographic optical tweezers [6] to provide the periodic potential energy surface. Depending on the array's orientation with respect to the driving force, the spheres were observed to trace out a Devil's staircase hierarchy of commensurate directions through the array, with particular directions being preferentially selected over certain ranges of orientations [5]. Trajectories deflected by a preference for commensurability are said to be kinetically locked in to the lattice.

This anticipated result [7] was accompanied by two surprises. In the first place, not all kinetically locked-in states were centered on simple commensurate directions. Still more surprisingly, particles' microscopic trajectories in high-order locked-in states did not consist of sequences of commensurate jumps, but rather consisted of seemingly random lower-order hops whose combination, nonetheless, were commensurate. The appearance of statistical rather than deterministic commensurability suggests an unexpected role for thermal randomness in structuring transport through periodic potentials, and has been dubbed statistical lock-in [5].

This Letter presents a highly simplified model for statistically locked-in transport through mesoscopic potential energy landscapes that nonetheless accounts for the emergence of combination jumps and their statistical commensurability. In particular this model reveals how the potential energy landscape's structure and extent establish the discrete spectrum of travel directions selected by biased random walkers. While our discussion is directed toward the purely classical behavior of flowing colloids, similar results should emerge for biased quantum mechanical hopping through arrays of potential

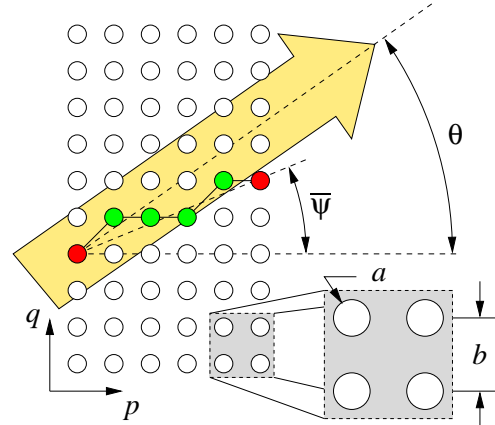


FIG. 1: Schematic diagram of kinetically locked-in transport through a finite domain. Potential wells of radius a are arranged on a square grid of lattice constant b . An applied force drives objects through the array at angle θ , but, because of their interactions with the wells, the particles are most likely to follow a commensurate direction $\bar{\psi}(\theta)$ through the array. Deflection by thermal forces or quenched random scattering centers causes the trajectories to deviate from commensurability, which is recovered only in a statistical sense.

wells or barriers. Finally, we argue that the kinetically locked-in state selected at a given orientation can depend sensitively on particle size. Statistical lock-in therefore presents new opportunities for continuously sorting heterogeneous materials into multiple fractions simultaneously.

We first consider an array of optical traps, as shown in Fig. 1. The centers of the traps are on a square lattice with lattice constant b . The array is taken to extend indefinitely in the y direction, while its extent in the x direction is N lattice constants. Rather than attempting to account for the detailed structure of a practical trap array, we instead focus on the simplest model that captures the experimental phenomenology. For this reason, we model the traps as circular regions of radius $a < b/2$ centered on grid points. Once a particle enters a trap's domain, it is translated directly to the center. A particle passing outside the circle is assumed to be unaffected. A

“trapped” particle eventually escapes and is carried along to its next encounter by the driving force. This is consistent with the observed dynamics of colloidal particles flowing through holographic optical trap arrays [5].

In such a situation there are two distinct regimes we may consider. The first is the “ballistic” regime where most particles pass through the lattice without encountering traps. This corresponds to the limit of small trap density, $\eta = a/b$. For sufficiently large values of η , traps are packed closely enough together that particles’ trajectories consist mostly of jumps from one trap to another. This we term the “lattice gas” regime. We shall first derive the condition on η for being in the lattice gas regime and consider only the case that meets this condition for the rest of the discussion. Consider the array as shown in Fig. 1. Consider a line drawn from one of the lattice points on the left edge which we will take to be the origin. Let the line have a slope m . Now the shortest distance, s , between the line and a generic point on the lattice, represented by (p, q) , with $p \in \{1, \dots, N\}$ and $q \in \mathbb{Z}$, is given by

$$s = \frac{b|q - pm|}{(1 + m^2)^{\frac{1}{2}}} \quad (1)$$

We now wish to compute the largest possible value, s_m , of the distance from the line to the lattice point nearest to the line for all possible slopes. If the trap radius a is larger than this distance then all straight line trajectories originating at a lattice point on the left side will necessarily intersect a trap’s region of influence. Now the least upper bound on the minimum value of $|q - pm|$ can be shown to be $1/(N + 1)$ [8]. Using the smallest allowed value of m , which is the slope of the line through the origin and tangent to the circle centered at $(1, 0)$, we estimate for an upper bound on s_m

$$s_m \leq \frac{1}{N + 1}(b^2 - a^2)^{\frac{1}{2}} \quad (2)$$

Thus a sufficient (and necessary) condition that any straight line trajectory starting at the origin must intersect a trap before exiting the lattice is $s_m = a$, or

$$\eta > \frac{1}{\sqrt{(N + 1)^2 + 1}}. \quad (3)$$

For the remainder of the discussion we shall assume that this condition is satisfied and that every trajectory involves a sequence of inter-trap jumps.

Every trajectory starting at a lattice point on the left side of the lattice and exiting at the right side can be decomposed into a discrete sequence of steps from one lattice point to another, followed by exit from the trap array. For ease of modeling we treat the exit also as a step described by the lattice vector to the trap that would have captured the exiting particle had the trap array been extended to infinity in the x direction.

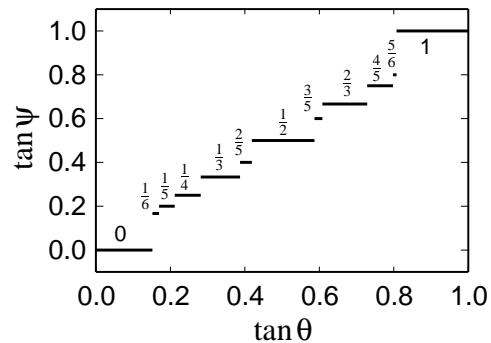


FIG. 2: Direction of deterministically locked-in transport, $\tan \psi$, as a function of driving direction $\tan \theta$. Results shown are for an array with trap density $\eta = a/b = 0.15$.

In the physical system [5], colloidal particles are driven through an array of optical traps by a steady flow in the surrounding medium oriented at angle θ to the trap array’s [10] axis. These particles are also subject to random thermal forces causing them to diffuse. We will first consider the case where there is no diffusion. In the absence of traps, the particles then would travel in straight lines in the θ direction. Within the trap array, however, a particle’s displacement in each step is determined by the position of the center of the next trap it encounters along its straight line trajectory. Thus, even in the absence of diffusion, the effective direction of motion can differ from the direction dictated by the flow. The effective direction of motion will be described by an angle ψ given by $\tan \psi = \ell_y/\ell_x$ where $\vec{\ell} \equiv (\ell_x, \ell_y)$ is the lattice vector describing the step. The functional dependence of ψ on the flow direction, θ , is given by $\tan \psi = q/p$, where (p, q) are the smallest integers satisfying

$$|q - p \tan \theta| \leq \eta(1 + \tan^2 \theta)^{\frac{1}{2}} \quad (4)$$

with $p \in \{1, \dots, N\}$. Figure 2 shows the result.

Corresponding to a given value of θ there exists a unique value of ψ and hence a lattice vector, $\vec{\ell}$, describing that step. In general, a trajectory T consists of a sequence of steps, $T \equiv \{\vec{\ell}^1, \vec{\ell}^2, \dots, \vec{\ell}^n\}$, where $\vec{\ell}^i$ is a lattice vector describing the i -th step of an n -step trajectory. Here $\vec{\ell}^i = (\ell_x^i, \ell_y^i)$, with $\ell_x^i \in \{1, \dots, N\}$ and $\ell_y^i \in \mathbb{Z}$, such that ℓ_x^i and ℓ_y^i are relatively prime, $\sum_{i=1}^n \ell_x^i \geq N$, and $\sum_{i=1}^{n-1} \ell_x^i < N$. These conditions ensure that we do not count multiples of lattice vectors as distinct and that each trajectory terminates at the right side of the trap array. We can now define a *mean* effective direction, $\bar{\psi}$, for the entire trajectory by

$$\tan \bar{\psi}(T) = \frac{\sum_{i=1}^n \ell_y^i}{\sum_{i=1}^n \ell_x^i} \quad (5)$$

This value characterizes the particles’ overall transport through the array, and would be reflected in measurements of bulk transport properties, such as a Hall voltage

in the case of a periodically modulated two-dimensional electron gas [2]. Without diffusion or some other randomizing process, all the steps in every trajectory would be identical, with $\bar{\psi} \equiv \psi$ for any orientation θ .

We now consider the case in which diffusion or scattering randomizes the particles' trajectories. The natural assumption is that randomness would smear out the noise-free transport characteristic in Fig. 2, until, on average, the trajectories simply follow the driving direction, $\bar{\psi} = \theta$. In fact, far more interesting behavior results.

We model trajectory fluctuations by assuming that a particle leaving a trap is equally likely to travel along any direction in a wedge of opening angle $2\delta\theta$ centered on the flow direction. In terms of experimental parameters for colloidal transport, $\delta\theta$ depends on the temperature and the particles' mobility. The path a particle takes through the array is no longer deterministic, and there are many possible trajectories for any given driving direction.

We first compute the probability of a step being a lattice vector $\vec{\ell} = (\ell_x, \ell_y)$ with $\ell_x \in \{1, \dots, N\}$ and $\ell_y \in \mathbb{Z}$ such that ℓ_x and ℓ_y are relatively prime. This probability corresponds to the fraction of angles in the range $[\theta - \delta\theta, \theta + \delta\theta]$ whose effective direction ψ corresponds to lattice vector $\vec{\ell}$. The probability is given by

$$P_{\vec{\ell}}(\vec{\ell}) = \frac{1}{2\delta\theta} \int_{\theta-\delta\theta}^{\theta+\delta\theta} \delta_{\frac{\ell_y}{\ell_x}, \tan \psi(\theta')} d\theta', \quad (6)$$

where $\delta_{j,k}$ is the Kronecker delta function. If the condition in Eq. (3) is satisfied then there will only be a finite number of lattice vectors with non-zero probability as defined above, and the sum of the probabilities will be unity. Consequently there is only a finite number of possible trajectories consisting of sequences of these lattice vectors. Let there be M distinct possible trajectories given by the set $\{T_i\}$. Here $T_i = \{\vec{\ell}^1, \vec{\ell}^2, \dots, \vec{\ell}^{n_i}\}$, where n_i is the number of steps in trajectory i . The probability for a particle to take a particular trajectory T_i is given by

$$P_T(T_i) = \frac{\prod_{j=1}^{n_i} P_{\vec{\ell}}(\vec{\ell}^j)}{\sum_{i=1}^M \prod_{j=1}^{n_i} P_{\vec{\ell}}(\vec{\ell}^j)}. \quad (7)$$

The probability that the particle's trajectory will carry it in direction $\bar{\psi}_0$, is then given by

$$P(\bar{\psi}_0) = \sum_{i=1}^M P_T(T_i) \delta_{\tan \bar{\psi}_0, \tan \bar{\psi}(T_i)}. \quad (8)$$

This distribution is nonzero for only a few discrete directions and thus is better characterized by its most probable value, $\bar{\psi}^*$, with $P(\bar{\psi}^*) \geq P(\bar{\psi}) \forall \bar{\psi}$, rather than its mean.

Figure 3 shows the results for an $N = 9$ lattice with $\eta = 0.26$ when the dispersal angle $\delta\theta$ that models disorder is increased from the deterministic limit, $\delta\theta = 0$ to

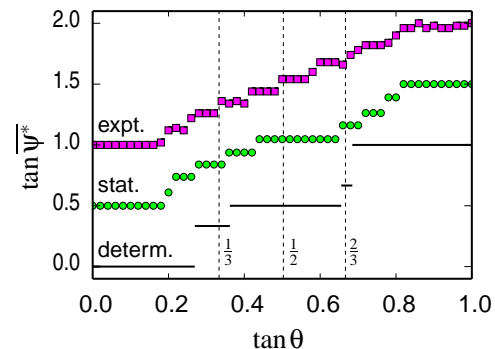


FIG. 3: Statistically locked-in transport through an $N = 9$ lattice with $\eta = 0.26$ and $\delta\theta = 0.09$ rad (circles), compared with deterministic transport (lines) and with experimental data from Fig. 3 of Ref. [5] (squares). Data for statistically locked-in transport are offset by 0.5, and experimental data are offset by 1 for clarity.

$\delta\theta = 0.09$. These values were selected to mimic the experimental conditions in Ref. [5]. Data from that study are plotted as squares in Fig. 3 for comparison. The calculated results demonstrate that disorder does not necessarily wipe out the structure of kinetically locked-in transport, but rather reconfigures the pattern of plateaus. In particular, not all statistically locked-in plateaus are centered on commensurate directions. This was one of the principal surprises to emerge from experimental studies of colloid flowing through optical trap arrays [5] and is a clear feature of the experimental data in Fig. 3. Now this restructuring can be explained as the emergence of high-order locked-in plateaus from a statistical sampling of low-order jumps. Indeed, as the bottom trace in Fig. 3 demonstrates, many of the commensurate directions corresponding to statistically locked-in plateaus are not microscopically accessible at $\eta = 0.26$. These plateaus are absent, therefore, from the underlying pattern of deterministically locked-in steps.

By contrast to the higher-order states, the principal plateaus at $q/p = 0$ and $q/p = 1$ are both microscopically and deterministically locked-in. These correspond to transport along the [10] and [11] lattice directions, respectively, which cannot be decomposed into lower-index jumps. This distinction also is clear in the experimental data [5]. Under some conditions, other directions such as [21] also can become deterministically locked-in, particularly when both η and $\delta\theta$ are small.

The calculated transport characteristics do not agree with the experimental data in all detail. Qualitative differences, such as the jump in the experimental data at $q/p = 1/2$ can be ascribed to the 10×10 structure of the experiment's optical trap array, which differs from the extended geometry we considered here. Flowing colloidal particles also are not drawn directly to optical traps' centers as they jump through a trap array, but rather follow more subtle and complicated trajectories. Clearly,

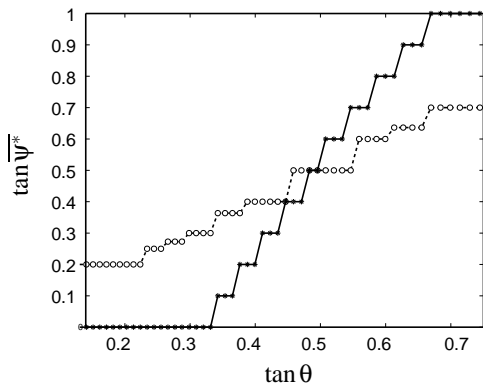


FIG. 4: Dependence of the most probable transport direction, $\tan \bar{\psi}^*$, on driving direction $\tan \theta$ in the presence of random forcing. Circles show results for with $\eta = 0.15$, $\delta\theta = \pi/24$ and $N = 10$. The solid curve shows equivalent results for $\eta = 0.4$ and $\delta\theta = \pi/32$, and illustrates the extent to which qualitative features of the transport can change with the size of the flowing objects.

though these measurements more closely resemble our model's predictions than they resemble the simple deterministic spectrum for the same conditions.

The distribution of statistically locked-in states changes dramatically with the size of the array. Accessible states proliferate as N increases, first smearing out the spectrum of statistically locked-in states, and then erasing even the deterministic plateaus. In the large- N limit and for $\delta\theta > 0$, the array has no overall effect on transport: $\bar{\psi}^* = \bar{\psi} = \theta$. The hierarchically structured transport characteristics discovered experimentally and explained here are features of mesoscopic systems.

Being able to tune transport properties by adjusting the number, distribution, and size of discrete potential wells suggests a practical method for continuously separating heterogeneous fluid-borne samples into multiple fractions simultaneously. Consider, for example, objects driven through arrays of discrete optical tweezers [9], each of which is formed by a strongly focused beam of light. Different objects passing through this optical intensity field experience different potential energy landscapes depending on their size, shape, and composition. This effect already has been exploited to sort mixtures into two fractions with a single line of optical traps [10]. In terms of our model, the disk-like wells would appear

to be larger for larger or more strongly trapped objects. Larger objects also would diffuse less vigorously, and so would sample a simpler spectrum of statistically locked-in states. Consequently, the same array of potential wells can have a substantially different effect on different objects' transport.

Figure 4 demonstrates that smaller particles can be deflected into high-order statistically locked in states under the same conditions that larger objects are deterministically locked in to the [10] direction. The resulting angular separation is large enough that the two resulting fractions could be collected, for example in microfluidic channels. Indeed, this figure makes clear that several fractions might be continuously selected out of a mixed sample by a single static array of optical traps.

We are grateful for extensive enlightening conversations with Tom Witten. This work was supported primarily by the MRSEC program of the National Science Foundation through Grant Number DMR-0213745 and in part by NSF Grants DMR-0304906 and DBI-0233971.

* Present address: Dept. of Chemistry and Biochemistry, University of California, Los Angeles, CA 90095, and Dept. of Physics, University of California, Santa Barbara, CA 93106.

- [1] S. E. Brown, G. Mozurkewich, and G. Grüner, Phys. Rev. Lett. **52**, 2277 (1984).
- [2] J. Wiersig and K.-H. Ahn, Phys. Rev. Lett. **87**, 026803 (2001).
- [3] O. Pierre-Louis and M. I. Haftel, Phys. Rev. Lett. **87**, 048701 (2001).
- [4] C. Reichhardt and F. Nori, Phys. Rev. Lett. **82**, 414 (1999).
- [5] P. T. Korda, M. B. Taylor, and D. G. Grier, Phys. Rev. Lett. **89**, 128301 (2002).
- [6] E. R. Dufresne and D. G. Grier, Rev. Sci. Instr. **69**, 1974 (1998); E. R. Dufresne, D. Altman, and D. G. Grier, Europhys. Lett. **53**, 264 (2001); J. E. Curtis, B. A. Koss, and D. G. Grier, Opt. Comm. **207**, 169 (2002).
- [7] E. Ott, *Chaos in Dynamical Systems* (Cambridge University Press, New York, 1993).
- [8] S. Jensen, private communication (2003).
- [9] A. Ashkin, J. M. Dziedzic, J. E. Bjorkholm, and S. Chu, Opt. Lett. **11**, 288 (1986).
- [10] K. Ladavac, K. Kasza, and D. G. Grier, Phys. Rev. Lett. submitted for publication (2003); cond-mat/0310396.