

Mathematical structure derived from the q -multinomial coefficient in Tsallis statistics

Hiroki Suyari*

*Department of Information and Image Sciences,
Faculty of Engineering, Chiba University, 263-8522, Japan*

(Dated: October 17, 2018)

Abstract

We present the conclusive mathematical structure behind Tsallis statistics. We obtain mainly the following five theoretical results: (i) the one-to-one correspondence between the q -multinomial coefficient and Tsallis entropy, (ii) symmetry behind Tsallis statistics, (iii) the numerical computations revealing the existence of the central limit theorem in Tsallis statistics, (iv) Pascal's triangle in Tsallis statistics and its properties, (v) the self-similarity of the q -product \otimes_q leading to successful applications in Tsallis statistics. In particular, the third result (iii) provides us with a mathematical representation of a convincing answer to the physical problem: "Why so many power-law behaviors exist in nature universally?"

PACS numbers: 02.50.-r, 05.45.-a

Keywords: Tsallis entropy, q -product, q -Stirling's formula, q -multinomial coefficient, q -binomial coefficient, the central limit theorem in Tsallis statistics, self-similarity of the q -product, Pascal's triangle in Tsallis statistics

*Electronic address: suyari@ieee.org, suyari@faculty.chiba-u.jp

I. INTRODUCTION

Tsallis entropy introduced in 1988 [1][2]:

$$S_q(p_1, \dots, p_n) := \frac{1 - \sum_{i=1}^n p_i^q}{q - 1} \quad (1)$$

has been considered to obtain and provide new possibilities to construct the generalized statistical physics recovering not only the traditional Boltzmann-Gibbs statistical mechanics but also the so-called Tsallis statistics to describe power-law behaviors systematically. Until now, the maximum entropy principle (MEP for short) has been mainly applied to mathematical foundations in Tsallis statistics along the same lines of Jaynes' ideas [3][4]. The MEP for Tsallis statistics yields equilibrium states exhibiting power-law behaviors, which provide us many satisfactory descriptions of complex systems such as self-gravitating systems [5][6], pure electron plasma [7][8], full developed turbulence [9][10], high-energy collisions [11][12] and so on. Through the history of sciences, we have learned an important lesson that there always exists a beautiful mathematical structure at the birth of a new physics. This lesson stimulates us to finding it behind Tsallis statistics. On the way to the goal, we obtain some theoretical results coming from the mathematical structure in Tsallis statistics. The key concept leading to our results is “the q -product” uniquely determined by Tsallis entropy, which is first introduced by Borges in [13].

The q -product determined by Tsallis entropy has been successfully applied to the derivations of “the law of error [14]” and “the q -Stirling's formula[15]” in Tsallis statistics. The q -product is defined as follows:

$$x \otimes_q y := \begin{cases} [x^{1-q} + y^{1-q} - 1]^{\frac{1}{1-q}}, & \text{if } x > 0, y > 0, x^{1-q} + y^{1-q} - 1 > 0, \\ 0, & \text{otherwise.} \end{cases} \quad (2)$$

The definition of the q -product originates from the requirement of the following satisfactions:

$$\ln_q(x \otimes_q y) = \ln_q x + \ln_q y, \quad (3)$$

$$\exp_q(x) \otimes_q \exp_q(y) = \exp_q(x + y), \quad (4)$$

where $\ln_q x$ and $\exp_q(x)$ are the q -logarithm function:

$$\ln_q x := \frac{x^{1-q} - 1}{1 - q} \quad (x > 0, q \in \mathbb{R}^+) \quad (5)$$

and its inverse function, the q -exponential function:

$$\exp_q(x) := \begin{cases} [1 + (1 - q)x]^{\frac{1}{1-q}} & \text{if } 1 + (1 - q)x > 0, \\ 0 & \text{otherwise} \end{cases} \quad (x \in \mathbb{R}, q \in \mathbb{R}^+). \quad (6)$$

These functions, $\ln_q x$ and $\exp_q(x)$, are originally determined by Tsallis entropy and its maximization [3][16]. As shown in our previous paper [15], $\exp_q(x)$ is rewritten by means of the q -product.

$$\exp_q(x) = \lim_{n \rightarrow \infty} \left(1 + \frac{x}{n}\right)^{\otimes_q^n} \quad (7)$$

This representation (7) is a natural generalization of the famous definition of the usual exponential function: $\exp(x) = \lim_{n \rightarrow \infty} \left(1 + \frac{x}{n}\right)^n$. This fundamental property (7) reveals the conclusive validity of the q -product in Tsallis statistics. See the appendix of [15] for the proof.

Besides the fundamental property (7), until now we have presented two successful applications of the q -product in Tsallis statistics: “*the law of error[14]*” and “*the q -Stirling’s formula[15]*”.

In the former application [14], the q -product is applied to the likelihood function $L_q(\theta)$ in maximum likelihood principle (MLP for short) instead of the usual product.

$$L_q(\theta) = L_q(x_1, x_2, \dots, x_n; \theta) := f(x_1 - \theta) \otimes_q f(x_2 - \theta) \otimes_q \dots \otimes_q f(x_n - \theta) \quad (8)$$

where $x_1, x_2, \dots, x_n \in \mathbb{R}$ are results of n measurements for some observation. The requirement for taking the maximal value of $L_q(\theta)$ at

$$\theta = \theta^* := \frac{x_1 + x_2 + \dots + x_n}{n} \quad (9)$$

uniquely determines a *Tsallis distribution*:

$$f(e) = \frac{\exp_q(-\beta_q e^2)}{\int \exp_q(-\beta_q e^2) de} \quad (\beta_q > 0) \quad (10)$$

as a nonextensive generalization of a Gaussian distribution.

In the latter application [15], using the q -product, we obtain the q -Stirling’s formula. For the q -factorial $n!_q$ for $n \in \mathbb{N}$ and $q > 0$ defined by

$$n!_q := 1 \otimes_q \dots \otimes_q n, \quad (11)$$

the q -Stirling's formula ($q \neq 1$) is

$$\ln_q(n!_q) \simeq \begin{cases} \left(\frac{n}{2-q} + \frac{1}{2}\right) \frac{n^{1-q}-1}{1-q} + \left(-\frac{n}{2-q}\right) + \left(\frac{1}{2-q} - \delta_q\right) & \text{if } q > 0 \text{ and } q \neq 1, 2 \\ n - \frac{1}{2n} - \ln n - \frac{1}{2} - \delta_2 & \text{if } q = 2 \end{cases} \quad (12)$$

where δ_q is a q -dependent parameter which does *not* depend on n . Slightly rough expression of the q -Stirling's formula ($q \neq 1$) is

$$\ln_q(n!_q) \simeq \begin{cases} \frac{n}{2-q} (\ln_q n - 1) & \text{if } q > 0 \text{ and } q \neq 1, 2 \\ n - \ln n & \text{if } q = 2 \end{cases}. \quad (13)$$

On the other hand, a more strict expression of the q -Stirling's formula ($q \neq 1$) are

$$\begin{aligned} & \frac{n}{2-q} \ln_q n - \frac{n}{2-q} + \frac{1}{2} \ln_q n + \frac{1}{2-q} - \frac{1}{8} < \ln_q(n!_q) \\ & < \frac{n}{2-q} \ln_q n - \frac{n}{2-q} + \frac{1}{2} \ln_q n + \frac{1}{2-q} \quad (\text{if } q > 0 \text{ and } q \neq 1, 2) \end{aligned} \quad (14)$$

and

$$n - \ln n - \frac{1}{2n} - \frac{5}{8} < \ln_q(n!_q) < n - \ln n - \frac{1}{2n} - \frac{1}{2} \quad (\text{if } q = 2). \quad (15)$$

These q -Stirling's formulas recover the famous Stirling's formulas when $q \rightarrow 1$.

Along the lines of these successful applications of the q -product, we introduce *the q -multinomial coefficient* using the q -product in section II. The present q -multinomial coefficient and the Tsallis entropy has a surprising relationship between them, which indicates a symmetry behind Tsallis statistics. Moreover, the numerical computations of the q -binomial coefficients are shown in section III. When n goes infinity, a set of the normalized q -binomial coefficients converge to its corresponding Tsallis distribution with the same q . These numerical results indicate the existence of the central limit theorem in Tsallis statistics as a nonextensive generalization of that of the usual probability theory. In section IV, we reveal the reason why the q -product can be successfully applied to Tsallis statistics. The self-similarity of the q -product plays essential roles for these successful applications in Tsallis statistics. In the appendix, Pascal's triangle in Tsallis statistics and its properties are presented using the present q -binomial coefficient.

II. q -MULTINOMIAL COEFFICIENT IN TSALLIS STATISTICS AND ITS ONE-TO-ONE CORRESPONDENCE TO TSALLIS ENTROPY

We define the q -binomial coefficient $\begin{bmatrix} n \\ k \end{bmatrix}_q$ by

$$\begin{bmatrix} n \\ k \end{bmatrix}_q := (n!_q) \oslash_q [(k!_q) \otimes_q ((n-k)!_q)] \quad (n, k (\leq n) \in \mathbb{N}) \quad (16)$$

where \oslash_q is the inverse operation to \otimes_q , which is defined by

$$x \oslash_q y := \begin{cases} [x^{1-q} - y^{1-q} + 1]^{\frac{1}{1-q}}, & \text{if } x > 0, y > 0, x^{1-q} - y^{1-q} + 1 > 0, \\ 0, & \text{otherwise} \end{cases}. \quad (17)$$

\oslash_q is also introduced by the following satisfactions as similarly as \otimes_q [13].

$$\ln_q x \oslash_q y = \ln_q x - \ln_q y, \quad (18)$$

$$\exp_q(x) \oslash_q \exp_q(y) = \exp_q(x - y). \quad (19)$$

Applying the definitions of \otimes_q , \oslash_q and $n!_q$ given by

$$n!_q = 1 \otimes_q \cdots \otimes_q n = \left[\sum_{k=1}^n k^{1-q} - (n-1) \right]^{\frac{1}{1-q}} \quad (20)$$

to (16), the q -binomial coefficient is explicitly written as

$$\begin{bmatrix} n \\ k \end{bmatrix}_q = \left[\sum_{\ell=1}^n \ell^{1-q} - \sum_{i=1}^k i^{1-q} - \sum_{j=1}^{n-k} j^{1-q} + 1 \right]^{\frac{1}{1-q}}. \quad (21)$$

In general, when $q < 1$, $\sum_{\ell=1}^n \ell^{1-q} - \sum_{i=1}^k i^{1-q} - \sum_{j=1}^{n-k} j^{1-q} + 1 > 0$. Thus, we can plot the probability distribution determined by the normalized q -binomial coefficients in case $0 < q < 1$. (See Fig.1). From the definition (16), it is clear that

$$\lim_{q \rightarrow 1} \begin{bmatrix} n \\ k \end{bmatrix}_q = \begin{bmatrix} n \\ k \end{bmatrix} = \frac{n!}{k!(n-k)!}. \quad (22)$$

On the other hand, when $\sum_{\ell=1}^n \ell^{1-q} - \sum_{i=1}^k i^{1-q} - \sum_{j=1}^{n-k} j^{1-q} + 1 < 0$, $\begin{bmatrix} n \\ k \end{bmatrix}_q$ takes complex numbers in general, which divides the formulations and discussions of the q -binomial coefficient $\begin{bmatrix} n \\ k \end{bmatrix}_q$ into two cases: it takes a real number or a complex number. In order to avoid

such separate formulations and discussions, we consider the q -logarithm of the q -binomial coefficient:

$$\ln_q \begin{bmatrix} n \\ k \end{bmatrix}_q = \ln_q (n!_q) - \ln_q (k!_q) - \ln_q ((n-k)!_q). \quad (23)$$

For simplicity, we consider the only case $q \neq 1$ and $q > 0$ throughout the paper.

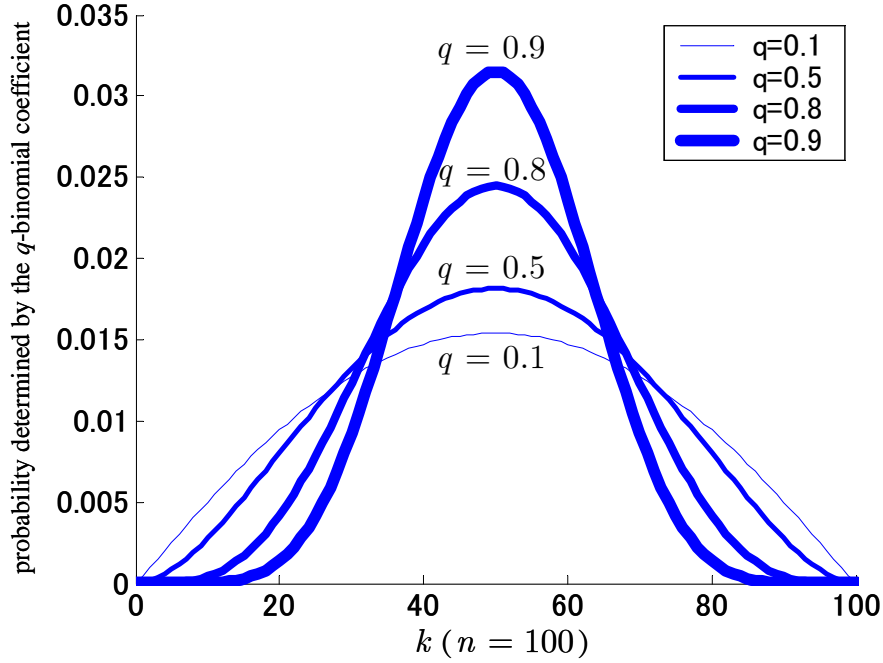


FIG. 1: probability distribution determined by the normalized q -binomial coefficients

The above definition (16) is artificial because it is defined from the analogy with the usual binomial coefficient $\begin{bmatrix} n \\ k \end{bmatrix}$. However, when n goes infinity, the q -binomial coefficient (16) has a surprising relation to Tsallis entropy as follows:

$$\ln_q \begin{bmatrix} n \\ k \end{bmatrix}_q \simeq \begin{cases} \frac{n^2-q}{2-q} \cdot S_{2-q} \left(\frac{k}{n}, \frac{n-k}{n} \right) & \text{if } q > 0, q \neq 2 \\ -S_1(n) + S_1(k) + S_1(n-k) & \text{if } q = 2 \end{cases}, \quad (24)$$

where S_q is Tsallis entropy (1) and $S_1(n)$ is Boltzmann entropy:

$$S_1(n) := \ln n. \quad (25)$$

Applying the rough expression of the q -Stirling's formula (13), the above relations (24) are easily proved as follows:

if $q > 0, q \neq 2$,

$$\begin{aligned}
\ln_q \begin{bmatrix} n \\ k \end{bmatrix}_q &\simeq \frac{n}{2-q} (\ln_q n - 1) - \frac{k}{2-q} (\ln_q k - 1) - \frac{n-k}{2-q} (\ln_q (n-k) - 1) \\
&= \frac{n}{2-q} \ln_q n - \frac{k}{2-q} \ln_q k - \frac{n-k}{2-q} \ln_q (n-k) \\
&= \frac{n^{2-q} - k^{2-q} - (n-k)^{2-q}}{(2-q)(1-q)} \\
&= \frac{n^{2-q}}{2-q} \cdot \frac{1 - \left(\frac{k}{n}\right)^{2-q} - \left(\frac{n-k}{n}\right)^{2-q}}{(2-q) - 1} \\
&= \frac{n^{2-q}}{2-q} \cdot S_{2-q} \left(\frac{k}{n}, \frac{n-k}{n} \right), \tag{26}
\end{aligned}$$

if $q = 2$,

$$\begin{aligned}
\ln_q \begin{bmatrix} n \\ k \end{bmatrix}_q &\simeq (n - \ln n) - (k - \ln k) - ((n-k) - \ln(n-k)) \\
&= -\ln n + \ln k + \ln(n-k) \\
&= -S_1(n) + S_1(k) + S_1(n-k). \tag{27}
\end{aligned}$$

The above correspondence (24) between the q -binomial coefficient (16) and Tsallis entropy convinces us of the fact the q -binomial coefficient (16) is well-defined in Tsallis statistics. Therefore, we can construct Pascal's triangle in Tsallis statistics. See the appendix for the detail.

The above relation (24) is easily generalized to the case of the q -multinomial coefficient. The q -multinomial coefficient in Tsallis statistics is defined in a similar way as that of the q -binomial coefficient (16).

$$\begin{bmatrix} n \\ n_1 \cdots n_k \end{bmatrix}_q := (n!_q) \oslash_q [(n_1!_q) \otimes_q \cdots \otimes_q (n_k!_q)] \tag{28}$$

where

$$n = \sum_{i=1}^k n_i, \quad n_i \in \mathbb{N} \ (i = 1, \dots, k). \tag{29}$$

Applying the definitions of \otimes_q and \oslash_q to (28), the q -multinomial coefficient is explicitly written as

$$\left[\begin{matrix} n \\ n_1 \cdots n_k \end{matrix} \right]_q = \left[\sum_{\ell=1}^n \ell^{1-q} - \sum_{i_1=1}^{n_1} i_1^{1-q} \cdots - \sum_{i_k=1}^{n_k} i_k^{1-q} + 1 \right]^{\frac{1}{1-q}}. \quad (30)$$

Along the same reason as stated above in case of the q -binomial coefficient, we consider the q -logarithm of the q -multinomial coefficient given by

$$\ln_q \left[\begin{matrix} n \\ n_1 \cdots n_k \end{matrix} \right]_q = \ln_q (n!_q) - \ln_q (n_1!_q) \cdots - \ln_q (n_k!_q). \quad (31)$$

From the definition (28), it is clear that

$$\lim_{q \rightarrow 1} \left[\begin{matrix} n \\ n_1 \cdots n_k \end{matrix} \right]_q = \left[\begin{matrix} n \\ n_1 \cdots n_k \end{matrix} \right] = \frac{n!}{n_1! \cdots n_k!}. \quad (32)$$

When n goes infinity, the q -multinomial coefficient (28) has the similar relation to Tsallis entropy as (24):

$$\ln_q \left[\begin{matrix} n \\ n_1 \cdots n_k \end{matrix} \right]_q \simeq \begin{cases} \frac{n^{2-q}}{2-q} \cdot S_{2-q} \left(\frac{n_1}{n}, \dots, \frac{n_k}{n} \right) & \text{if } q > 0, q \neq 2 \\ -S_1(n) + \sum_{i=1}^k S_1(n_i) & \text{if } q = 2 \end{cases}. \quad (33)$$

This is a natural generalization of (24). In the same way as the case of the q -binomial

coefficient, the above relation (33) is proved as follows:

if $q > 0, q \neq 2$,

$$\begin{aligned}
\ln_q \left[\begin{array}{c} n \\ n_1 \cdots n_k \end{array} \right]_q &\simeq \frac{n}{2-q} (\ln_q n - 1) - \frac{n_1}{2-q} (\ln_q n_1 - 1) - \cdots - \frac{n_k}{2-q} (\ln_q n_k - 1) \\
&= \frac{n}{2-q} \ln_q n - \frac{n_1}{2-q} \ln_q n_1 - \cdots - \frac{n_k}{2-q} \ln_q n_k \\
&= \frac{n^{2-q} - n_1^{2-q} - \cdots - n_k^{2-q}}{(2-q)(1-q)} \\
&= \frac{n^{2-q}}{2-q} \cdot \frac{1 - \left(\frac{n_1}{n}\right)^{2-q} - \cdots - \left(\frac{n_k}{n}\right)^{2-q}}{(2-q) - 1} \\
&= \frac{n^{2-q}}{2-q} \cdot S_{2-q} \left(\frac{n_1}{n}, \cdots, \frac{n_k}{n} \right),
\end{aligned}$$

if $q = 2$, (34)

$$\begin{aligned}
\ln_q \left[\begin{array}{c} n \\ n_1 \cdots n_k \end{array} \right]_q &\simeq (n - \ln n) - (n_1 - \ln n_1) - \cdots - (n_k - \ln n_k) \\
&= -\ln n + \ln n_1 + \cdots + \ln n_k \\
&= -S_1(n) + \sum_{i=1}^k S_1(n_i).
\end{aligned}$$
(35)

When $q \rightarrow 1$, (33) recovers the well known result [17]:

$$\ln \left[\begin{array}{c} n \\ n_1 \cdots n_k \end{array} \right] \simeq n S_1 \left(\frac{n_1}{n}, \cdots, \frac{n_k}{n} \right)$$
(36)

where S_1 is Shannon entropy.

The present relation (33) tells us some significant messages about Tsallis statistics. In particular, we take the following three of them.

1. There always exists a *one-to-one correspondence* between Tsallis entropy and the q -multinomial coefficient. In particular, from (33) we obtain the following equivalence which makes sense in statistical physics.

“Maximization of $S_{2-q} \left(\frac{n_1}{n}, \cdots, \frac{n_k}{n} \right)$ is equivalent to

that of the q -multinomial coefficient $\left[\begin{array}{c} n \\ n_1 \cdots n_k \end{array} \right]_q$ when $q < 2$ and n is large. ”

(37)

2. When $q \neq 2$, the relation (33) is rewritten by

$$\ln_q \left[\begin{array}{c} n \\ n_1 \cdots n_k \end{array} \right]_q \simeq \frac{n^{q'}}{q'} \cdot S_{q'} \left(\frac{n_1}{n}, \dots, \frac{n_k}{n} \right) \quad (38)$$

where

$$q + q' = 2, \quad q > 0. \quad (39)$$

In general, when Tsallis entropy $S_{q'}$ is applied, we consider the case $q' > 0$ only, because Tsallis entropy when $q' \leq 0$ loses its concavity which plays important roles in nonextensive systems. Thus,

$$“q' = 2 - q > 0, \quad q > 0” \quad \Leftrightarrow \quad “0 < q < 2, \quad 0 < q' = 2 - q < 2” \quad (40)$$

This is in good agreement with the fact that the parameter q' of Tsallis entropy $S_{q'}$ takes a value in $(0, 2)$ in most of the successful physical models using Tsallis entropy. More precisely, in case of $q \in (0, 1]$ (i.e., $q' \in [1, 2)$), the q -multinomial coefficient $\left[\begin{array}{c} n \\ n_1 \cdots n_k \end{array} \right]_q$ takes real numbers because $\sum_{\ell=1}^n \ell^{1-q} - \sum_{i=1}^{n_1} i^{1-q} \dots - \sum_{j=1}^{n_k} j^{1-q} + 1 > 0$ in (30). On the other hand, in case of $q \in (1, 2)$ (i.e., $q' \in (0, 1)$), the q -logarithm of the q -multinomial coefficients take real numbers, but the q -multinomial coefficient does not take real numbers in general because $\sum_{\ell=1}^n \ell^{1-q} - \sum_{i=1}^{n_1} i^{1-q} \dots - \sum_{j=1}^{n_k} j^{1-q} + 1 < 0$ in (30). Thus, we summarize these considerations as follows.

$$q \in (0, 1] \quad (\text{i.e., } q' \in [1, 2))$$

$$\Rightarrow \text{the } q\text{-multinomial coefficients } \left[\begin{array}{c} n \\ n_1 \cdots n_k \end{array} \right]_q \text{ uniquely corresponding to}$$

$$\text{Tsallis entropy } S_{q'} = S_{2-q} \text{ take real numbers as their values,} \quad (41)$$

$$q \in (1, 2) \quad (\text{i.e., } q' \in (0, 1))$$

$$\Rightarrow \text{the } q\text{-multinomial coefficients } \left[\begin{array}{c} n \\ n_1 \cdots n_k \end{array} \right]_q \text{ uniquely corresponding to}$$

Tsallis entropy $S_{q'} = S_{2-q}$ does not take real numbers as their values in general,

$$\text{but } \ln_q \left[\begin{array}{c} n \\ n_1 \cdots n_k \end{array} \right]_q \text{ take real numbers.} \quad (42)$$

Therefore, in the next section, we present the numerical computations of the q -binomial coefficients in case of $q \in (0, 1]$.

3. The relation (33) reveals a surprising geometrical structure: (33) is equivalent to

$$\ln_{1-(1-q)} \left[\begin{matrix} n \\ n_1 \cdots n_k \end{matrix} \right]_{1-(1-q)} \simeq \frac{n^{1+(1-q)}}{1+(1-q)} \cdot S_{1+(1-q)} \left(\frac{n_1}{n}, \dots, \frac{n_k}{n} \right) \quad (q > 0, q \neq 2). \quad (43)$$

This expression represents that behind Tsallis statistics there exists a *symmetry* with a factor $1-q$ around $q = 1$. Substitution of some concrete values of q such as $q = 0.2, 1.7$ into (33) helps us understand the symmetry mentioned above.

$$\begin{aligned} \ln_{0.2} \left[\begin{matrix} n \\ n_1 \cdots n_k \end{matrix} \right]_{0.2} &\simeq \frac{n^{1.8}}{1.8} \cdot S_{1.8} \left(\frac{n_1}{n}, \dots, \frac{n_k}{n} \right) \\ \Leftrightarrow \ln_{1-0.8} \left[\begin{matrix} n \\ n_1 \cdots n_k \end{matrix} \right]_{1-0.8} &\simeq \frac{n^{1+0.8}}{1+0.8} \cdot S_{1+0.8} \left(\frac{n_1}{n}, \dots, \frac{n_k}{n} \right), \end{aligned} \quad (44)$$

$$\begin{aligned} \ln_{1.7} \left[\begin{matrix} n \\ n_1 \cdots n_k \end{matrix} \right]_{1.7} &\simeq \frac{n^{0.3}}{0.3} \cdot S_{0.3} \left(\frac{n_1}{n}, \dots, \frac{n_k}{n} \right) \\ \Leftrightarrow \ln_{1+0.7} \left[\begin{matrix} n \\ n_1 \cdots n_k \end{matrix} \right]_{1+0.7} &\simeq \frac{n^{1-0.7}}{1-0.7} \cdot S_{1-0.7} \left(\frac{n_1}{n}, \dots, \frac{n_k}{n} \right). \end{aligned} \quad (45)$$

Such a symmetry in Tsallis statistics has been discussed in the framework of the relation to q -analysis [18][19]. However, the present symmetry is *directly* derived from the definition of Tsallis entropy as shown in this section.

III. NUMERICAL COMPUTATIONS OF A SET OF THE NORMALIZED q -BINOMIAL COEFFICIENTS AND ITS CONVERGENCE

It is well known that any binomial distribution converge a Gaussian distribution when n goes infinity. This is a typical example of the central limit theorem in the usual probability theory. By analogy with this famous result, each set of normalized q -binomial coefficients

is expected to converge each Tsallis distribution with the same q when n goes infinity. As shown in this section, the present numerical results come up to our expectations.

In Fig.2, each set of bars and solid line represent each set of normalized q -binomial coefficients and Tsallis distribution with normalized q -mean 0 and normalized q -variance 1 for each n when $q = 0.1$, respectively. Each of the three graphs on the first row of Fig.2 represents two kinds of probability distributions stated above, and the three graphs on the second row of Fig.2 represent the corresponding cumulative probability distributions, respectively. From Fig.2, we find the convergence of a set of normalized q -binomial coefficients to a Tsallis distribution when n goes infinity. Fig.3 and Fig.4 represent the similar convergences in case of $q = 0.5$ and $q = 0.9$ as the case of $q = 0.1$, respectively.

Note that we *never* use any curve-fitting in these numerical computations. Every bar and solid line is computed and plotted independently each other.

In order to confirm these convergences more precisely, we compute the maximal difference $\Delta_{q,n}$ among the values of two cumulative probabilities (a set of normalized q -binomial coefficients and Tsallis distribution) for each $q = 0.1, 0.2, \dots, 0.9$ and n . $\Delta_{q,n}$ is defined by

$$\Delta_{q,n} := \max_{i=0, \dots, n} |F_{q\text{-bino}}(i) - F_{\text{Tsallis}}(i)| \quad (46)$$

where $F_{q\text{-bino}}(i)$ and $F_{\text{Tsallis}}(i)$ are cumulative probability distributions of a set of normalized q -binomial coefficients $p_{q\text{-bino}}(k)$ and its corresponding Tsallis distribution $f_{\text{Tsallis}}(x)$, respectively.

$$F_{q\text{-bino}}(i) := \sum_{k=0}^i p_{q\text{-bino}}(k), \quad F_{\text{Tsallis}}(i) := \int_{-\infty}^i f_{\text{Tsallis}}(x) dx \quad (47)$$

Fig.5 results in convergences of $\Delta_{q,n}$ to 0 when $n \rightarrow \infty$ for $q = 0.1, 0.2, \dots, 0.9$. This result indicates that the limit of every convergence is a Tsallis distribution with the same $q \in (0, 1]$ as that of a given set of normalized q -binomial coefficients.

The present convergences reveal a possibility of the existence of the central limit theorem in Tsallis statistics, in which any distributions converge to a Tsallis distribution as nonextensive generalization of a Gaussian distribution. The central limit theorem in Tsallis statistics provides not only a mathematical result in Tsallis statistics but also the physical reason why there exist universally power-law behaviors in many physical systems. In other words, the central limit theorem in Tsallis statistics mathematically explains the reason of ubiquitous existence of power-law behaviors in nature.

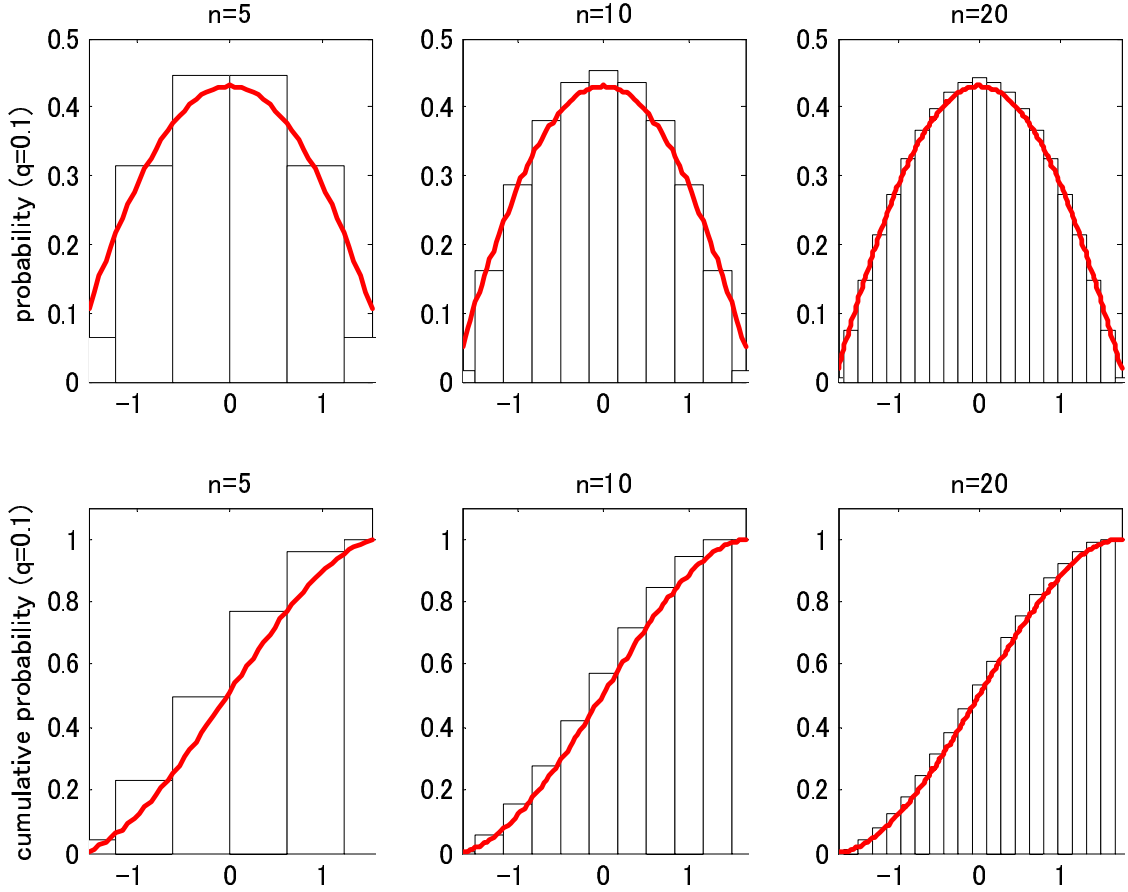


FIG. 2: probability distributions (the first row) and its corresponding cumulative probability distributions (the second row) of normalized q -binomial coefficient ($q = 0.1$) and Tsallis distribution when $n = 5, 10, 20$

IV. SELF-SIMILARITY OF THE q -PRODUCT \otimes_q LEADING TO SUCCESSFUL APPLICATIONS IN TSALLIS STATISTICS

In this section, we consider the reason why the q -product \otimes_q provides us with successful descriptions and applications in Tsallis statistics.

In the original paper [13] by Borges, not only the q -product \otimes_q but also the q -sum \oplus_q is introduced in the similar way as the q -product \otimes_q . The q -sum \oplus_q is defined as

$$x \oplus_q y := x + y + (1 - q)xy \quad (x, y \in \mathbb{R}, q \in \mathbb{R}^+). \quad (48)$$

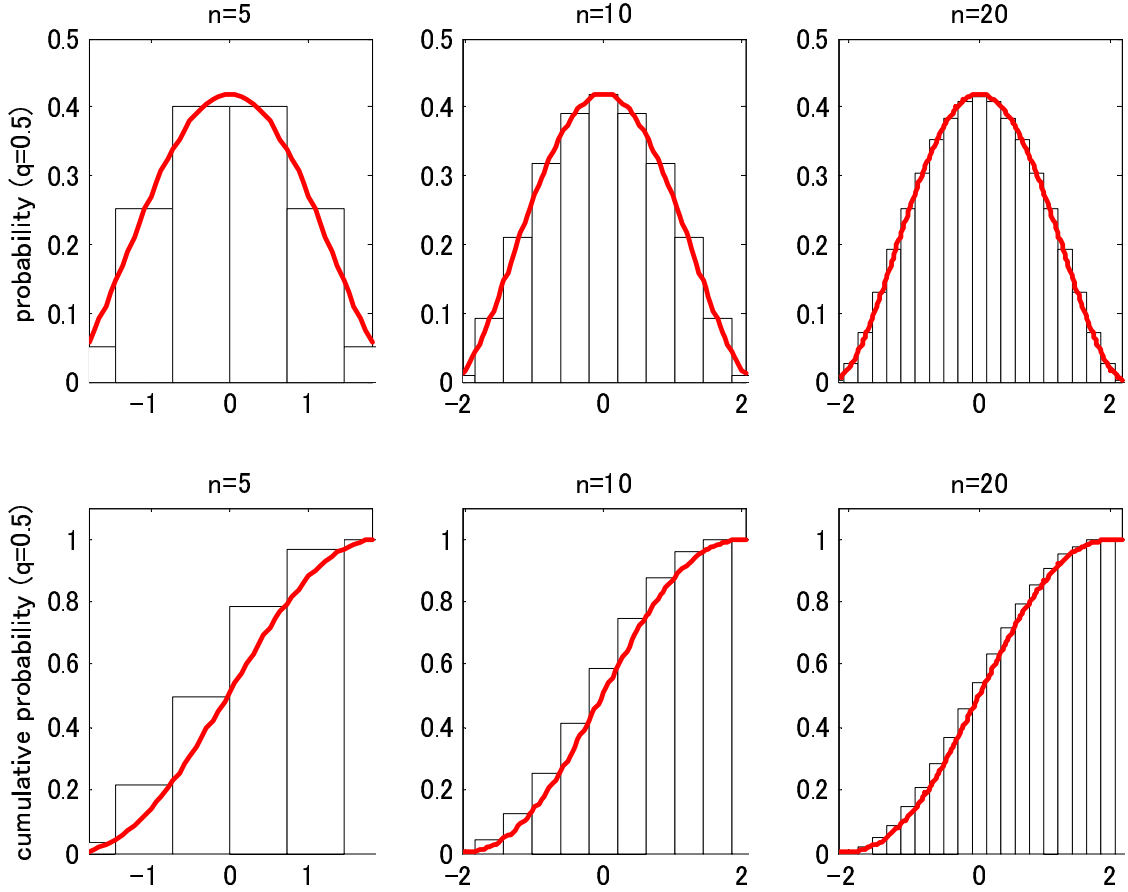


FIG. 3: probability distributions (the first row) and its corresponding cumulative probability distributions (the second row) of normalized q -binomial coefficient ($q = 0.5$) and Tsallis distribution when $n = 5, 10, 20$

The definition of the q -sum \oplus_q also originates from the following requirements [13]:

$$\ln_q(xy) = \ln_q(x) \oplus_q \ln_q(y), \quad (49)$$

$$\exp_q(x) \exp_q(y) = \exp_q(x \oplus_q y). \quad (50)$$

The way to define the q -sum is very similar to that of the q -product, but until now we cannot find successful applications of the q -sum in marked contrast to those of the q -product. The reason can be considered to be *the absence of self-similarity* in the q -sum. On the other hand, the operation of the q -product *always preserves self-similarity*. Let f and g be any

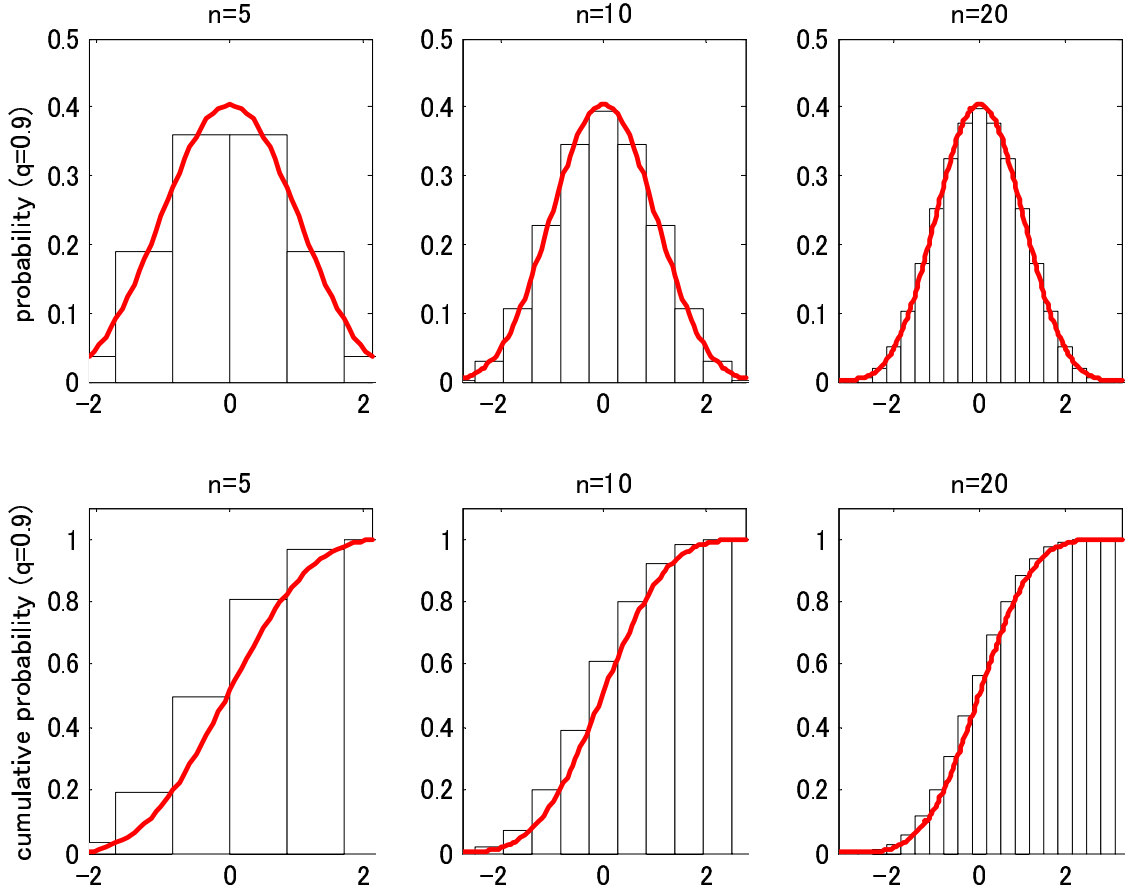


FIG. 4: probability distributions (the first row) and its corresponding cumulative probability distributions (the second row) of normalized q -binomial coefficient ($q = 0.9$) and Tsallis distribution when $n = 5, 10, 20$

functions which are proportional to the q -exponential function (6) such as

$$f(x) = C \exp_q(x) = C [1 + (1 - q)x]^{1/(1-q)}, \quad (51)$$

$$g(y) = D \exp_q(y) = D [1 + (1 - q)y]^{1/(1-q)} \quad (52)$$

where C and D are constants. Then, we compute $f \otimes_q g$ and $f \oplus_q g$, respectively.

$$f(x) \otimes_q g(y) = [(C^{1-q} + D^{1-q} - 1) + (1 - q)(C^{1-q}x + D^{1-q}y)]^{1/(1-q)}, \quad (53)$$

$$f(x) \oplus_q g(y) = C [1 + (1 - q)x]^{1/(1-q)} + D [1 + (1 - q)y]^{1/(1-q)} + CD [1 + (1 - q)x + (1 - q)y + (1 - q)^2 xy]^{1/(1-q)}. \quad (54)$$

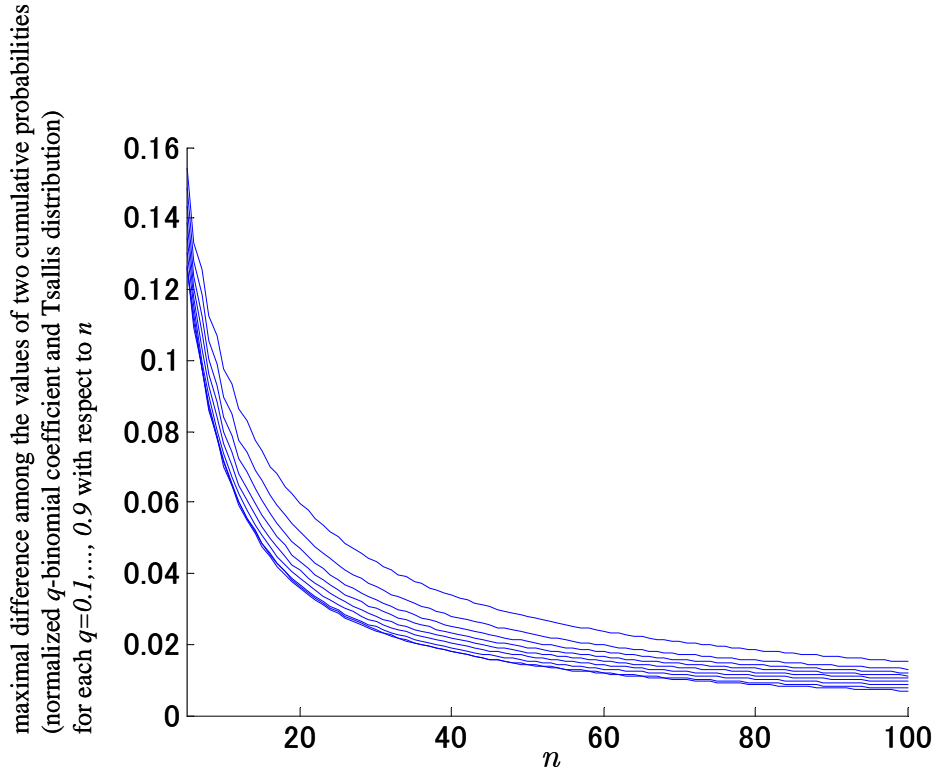


FIG. 5: transition of maximal difference among the values of two cumulative probabilities (normalized q -binomial coefficient and Tsallis distribution) for each $q = 0.1, 0.2, \dots, 0.9$ when $n \rightarrow \infty$

Compare these outputs (53) and (54) of the two operations \otimes_q and \oplus_q . Obviously, the output of the q -product has the same form as the q -exponential function (6), but that of the q -sum is *not* so. In other words, the q -product is *self-similar operation* with respect to the q -exponential function, but the q -sum lacks such a nice property. The presence of *self-similarity* in the q -product results in successful applications in Tsallis statistics. In fact, the present formulations such as (20), (21) and (30) have the same exponential factor $\frac{1}{1-q}$. The *self-similarity* in the q -product makes sense in Tsallis statistics.

V. CONCLUSION

We discovered the conclusive and beautiful mathematical structure behind Tsallis statistics. The one-to-one correspondence (33) between the q -multinomial coefficient and Tsallis entropy provides us with the significant mathematical structure such as equivalence (37)

in MEP, symmetry (43), and the determination of the applicable range of the parameter q of Tsallis entropy ((41) and (42)). Moreover, the convergence of each set of q -binomial coefficients to each Tsallis distribution with the same q when n increases represents the existence of the central limit theorem in Tsallis statistics. These results convince us of a possibility of the generalization of the usual probability theory along the lines of Tsallis statistics. This means that any scientific fields based on the usual probability theory such as statistical mechanics and information theory can be nonextensively generalized to the nonextensive systems for the systematical descriptions of power-law behaviors [20]. These successful descriptions and applications in Tsallis statistics are considered to originate from the presence of *self-similarity* in the q -product.

In all of our recently presented results such as law of error [14], q -Stirling formula [15], the representation of the q -exponential function by means of the q -product [15] and the present mathematical structure in this paper, the q -product is found to play crucial roles in these successful applications. The q -product is uniquely determined by Tsallis entropy. Therefore, the introduction of Tsallis entropy provides the wealthy foundations in mathematics and physics as well-organized generalization of the Boltzmann-Gibbs-Shannon theory. Our theoretical results justify Tsallis statistics as a novel science for complex systems.

Acknowledgement 1 *The author would like to thank Professor Yoshinori Uesaka and Professor Makoto Tsukada for their valuable comments and discussions.*

APPENDIX A: PASCAL'S TRIANGLE IN TSALLIS STATISTICS

Once the q -binomial coefficient (16) is well-defined, we can construct Pascal's triangle in Tsallis statistics in Table.1.

The properties of the q -binomial coefficient are almost the same as the usual binomial coefficient:

1.
$$\begin{bmatrix} n \\ 0 \end{bmatrix}_q = 1, \quad \begin{bmatrix} n \\ 1 \end{bmatrix}_q = n \quad \text{for any } q \in [0, 1) \text{ and } n \in \mathbb{N}, \quad (\text{A1})$$

$$\begin{array}{cccccccc}
& & & & \begin{bmatrix} 0 \\ 0 \end{bmatrix}_q & & & & \\
& & & & & & & & \\
& & & & \begin{bmatrix} 1 \\ 0 \end{bmatrix}_q & & \begin{bmatrix} 1 \\ 1 \end{bmatrix}_q & & \\
& & & & & & & & \\
& & & & \begin{bmatrix} 2 \\ 0 \end{bmatrix}_q & & \begin{bmatrix} 2 \\ 1 \end{bmatrix}_q & & \begin{bmatrix} 2 \\ 2 \end{bmatrix}_q \\
& & & & & & & & \\
& & & & \begin{bmatrix} 3 \\ 0 \end{bmatrix}_q & & \begin{bmatrix} 3 \\ 1 \end{bmatrix}_q & & \begin{bmatrix} 3 \\ 2 \end{bmatrix}_q & & \begin{bmatrix} 3 \\ 3 \end{bmatrix}_q \\
& & & & & & & & & & \\
& & & & \begin{bmatrix} 4 \\ 0 \end{bmatrix}_q & & \begin{bmatrix} 4 \\ 1 \end{bmatrix}_q & & \begin{bmatrix} 4 \\ 2 \end{bmatrix}_q & & \begin{bmatrix} 4 \\ 3 \end{bmatrix}_q & & \begin{bmatrix} 4 \\ 4 \end{bmatrix}_q \\
& & & & & & & & & & \\
& & & & \begin{bmatrix} 5 \\ 0 \end{bmatrix}_q & & \begin{bmatrix} 5 \\ 1 \end{bmatrix}_q & & \begin{bmatrix} 5 \\ 2 \end{bmatrix}_q & & \begin{bmatrix} 5 \\ 3 \end{bmatrix}_q & & \begin{bmatrix} 5 \\ 4 \end{bmatrix}_q & & \begin{bmatrix} 5 \\ 5 \end{bmatrix}_q \\
& & & & \vdots & & \vdots & & \vdots & & \vdots & & \vdots & & \vdots
\end{array}$$

TABLE I: Pascal's triangle in Tsallis statistics

2.

$$\begin{bmatrix} n \\ k \end{bmatrix}_q = \begin{bmatrix} n \\ n-k \end{bmatrix}_q \quad \text{for any } q \in [0, 1], n \in \mathbb{N} \text{ and } k = 0, \dots, n, \quad (\text{A2})$$

3.

$$k \otimes_q \begin{bmatrix} n \\ k \end{bmatrix}_q = n \otimes_q \begin{bmatrix} n-1 \\ k-1 \end{bmatrix}_q \quad \text{for any } q \in [0, 1], n \in \mathbb{N} \text{ and } k = 0, \dots, n. \quad (\text{A3})$$

This is equivalent to

$$\begin{bmatrix} n \\ k \end{bmatrix}_q = (n \oslash_q k) \otimes_q \begin{bmatrix} n-1 \\ k-1 \end{bmatrix}_q, \quad (\text{A4})$$

which is a recursive formula of the q -binomial coefficient.

However, the important property in the usual Pascal's triangle does not hold in general.

$$\begin{bmatrix} n \\ k \end{bmatrix}_q \neq \begin{bmatrix} n-1 \\ k-1 \end{bmatrix}_q + \begin{bmatrix} n-1 \\ k \end{bmatrix}_q \quad (\text{A5})$$

			1			
		1		1		
		1	2		1	
	1	3		3		1
	1	4		${}_4C_2^{(q)}$		4 1
	1	5	${}_5C_2^{(q)}$		${}_5C_3^{(q)}$	5 1
	⋮	⋮	⋮		⋮	⋮

TABLE II: Pascal's triangle in Tsallis statistics

Applying the explicit expression of the q -binomial coefficient (21) and the above properties, Table.I is concretely expressed as Table.II.

$${}_4C_2^{(q)} := \left[\begin{matrix} 4 \\ 2 \end{matrix} \right]_q = [-2^{1-q} + 3^{1-q} + 4^{1-q}]^{\frac{1}{1-q}}, \quad (\text{A6})$$

$${}_5C_2^{(q)} := \left[\begin{matrix} 5 \\ 2 \end{matrix} \right]_q = [-2^{1-q} + 4^{1-q} + 5^{1-q}]^{\frac{1}{1-q}}, \quad (\text{A7})$$

$${}_5C_3^{(q)} := \left[\begin{matrix} 5 \\ 3 \end{matrix} \right]_q = [-2^{1-q} + 4^{1-q} + 5^{1-q}]^{\frac{1}{1-q}}. \quad (\text{A8})$$

Clearly, the effect of q in Tsallis statistics becomes bigger in the lower rows of Pascal's triangle. This is in good agreement with the physical models in [21].

Note that from the theoretical results in section III the probability distribution by normalizing the q -binomial coefficients $\left[\begin{matrix} n \\ k \end{matrix} \right]_q$ on the $(n+1)$ -th row from the top of the present Pascal's triangle (Table I) converges to a Tsallis distribution with the same q when n increases.

Using the present theoretically derived Pascal's triangle in Tsallis statistics, the multifractals in Tsallis statistics can be investigated in more detail, which does not depend on

any physical model.

-
- [1] C. Tsallis, Possible generalization of Boltzmann-Gibbs statistics, *J. Stat. Phys.* 52, 479-487 (1988).
 - [2] E.M.F. Curado and C. Tsallis, Generalized statistical mechanics: connection with thermodynamics, *J. Phys. A* 24, L69-L72 (1991); *Corrigenda* 24, 3187 (1991); 25, 1019 (1992).
 - [3] C. Tsallis et al., *Nonextensive Statistical Mechanics and Its Applications*, edited by S. Abe and Y. Okamoto (Springer-Verlag, Heidelberg, 2001); see also the comprehensive list of references at <http://tsallis.cat.cbpf.br/biblio.htm>
 - [4] E.T. Jaynes, *Papers on Probability, Statistics and Statistical Physics*, edited by R.D. Rosenkrantz (D. Reidel, Boston, 1983).
 - [5] A. R. Plastino and A. Plastino, Stellar polytropes and Tsallis' entropy, *Phys.Lett.A* 174, 384-386 (1993).
 - [6] A. Taruya and M. Sakagami, Gravo-thermal catastrophe and Tsallis' generalized entropy of self-gravitating systems, *Physica A* 307, 185-206 (2002); A. Taruya and M. Sakagami, Gravo-thermal catastrophe and Tsallis' generalized entropy of self-gravitating systems II. Thermodynamic properties of stellar polytrope, *Physica A* 318, 387-413 (2003); A. Taruya and M. Sakagami, Gravo-thermal catastrophe and Tsallis' generalized entropy of self-gravitating systems III. Quasi-equilibrium structure using normalized q -values, *Physica A* 322, 285-312 (2003).
 - [7] B. M. Boghosian, Thermodynamic description of the relaxation of two-dimensional turbulence using Tsallis statistics, *Phys. Rev. E* 53, 4754-4763 (1996).
 - [8] C. Anteneodo and C. Tsallis, Two-dimensional turbulence in pure-electron plasma: A nonextensive thermostistical description, *J.Mol.Lid.* 71 255-267 (1997).
 - [9] T. Arimitsu and N. Arimitsu, Analysis of fully developed turbulence in terms of Tsallis statistics, *Phys. Rev. E* 61, 3237-3240 (2000).
 - [10] C. Beck, Application of generalized thermostistics to fully developed turbulence, *Physica A* 277, 115-123 (2000).
 - [11] G. Wilk and Z. Wlodarczyk, Interpretation of the nonextensivity parameter q in some applications of Tsallis statistics and Levy distributions, *Phys. Rev. Lett.* 84, 2770-2773 (2000).
 - [12] D.B. Walton and J. Rafelski, Equilibrium distribution of heavy quarks in Fokker-Planck dy-

- namics, Phys. Rev. Lett. 84, 31-34 (2000).
- [13] E.P. Borges, “A possible deformed algebra and calculus inspired in nonextensive thermostatics”, cond-mat/0304545.
- [14] H. Suyari and M. Tsukada, “Law of error in Tsallis statistics”, submitted.
- [15] H. Suyari, “ q -Stirling’s formula in Tsallis statistics”, submitted.
- [16] C. Tsallis, What are the numbers that the experiments provide ?, Quimica Nova. 17, 468-471 (1994).
- [17] T.M. Cover and J.A. Thomas, Elements of information theory, Wiley (1991);
- [18] S. Abe, A note on the q -deformation theoretic aspect of the generalized entropies in nonextensive physics, Phys. Lett. A 224, 326-330 (1997); S. Abe, Nonextensive statistical mechanics of q -bosons based on the q -deformed entropy, Phys. Lett. A 244, 229-236 (1998).
- [19] R.S. Johal, q -Calculus and entropy in nonextensive statistical physics, Phys. Rev. E 58, 4147–4151 (1998).
- [20] H. Suyari, Nonextensive entropies derived from form invariance of pseudoadditivity, Phys. Rev. E 65, 066118 (7pages) (2002); H. Suyari, On the most concise set of axioms and the uniqueness theorem for Tsallis entropy, J. Phys. A., 35, 10731-10738 (2002); H. Suyari, The uniqueness theorem for the nonextensive entropy, Proc. 2003 IEEE Int.Symp.Inform.Theory, 260 (2003).
- [21] J.A.Cordeiro, M.V.B.T.Lima, R.M. Dias and F.A. Oliveira, Morphology of growth by random walk deposition, Physica A 295, 209-214 (2001).