

Spin and Valley dependent analysis of the two-dimensional low-density electron system in Si-MOSFETS.

M.W.C. Dharma-wardana[†] and François Perrot*
*Institute of Microstructural Sciences,
National Research Council of Canada,
Ottawa, Canada. K1A 0R6*

(Dated: November 2, 2018)

The 2-D electron system (2DES) in Si metal-oxide field-effect transistors (MOSFETS) consists of two distinct electron fluids interacting with each other. We calculate the total energy as a function of the density n , and the spin polarization ζ in the strongly-correlated low-density regime, using a classical mapping to a hypernetted-chain (CHNC) equation inclusive of bridge terms. Here the ten distribution functions, arising from spin and valley indices, are self-consistently calculated to obtain the total free energy, the chemical potential, the compressibility and the spin susceptibility. The $T = 0$ results are compared with the 2-valley Quantum Monte Carlo (QMC) data of Conti et al. (at $T = 0$, $\zeta = 0$) and found to be in excellent agreement. However, unlike in the one-valley 2DES, it is shown that *the unpolarized phase is always the stable phase in the 2-valley system*, right up to Wigner Crystallization at $r_s = 42$. This leads to the insensitivity of g^* to the spin polarization and to the density. The compressibility and the spin-susceptibility enhancement calculated from the free energy confirm the validity of a simple approach to the two-valley response based on coupled-mode formation. This enables the use of the usual (single-valley) exchange-correlation functionals in quantum calculations of MOSFET properties provided mode-coupling effects are taken into account. The enhancement of the spin susceptibility calculated from the coupled-valley response and directly from the 2-valley energies is discussed. The three methods, QMC, CHNC, and Coupled-mode theory agree closely. Our results contain no *ad hoc* fit parameters. They agree with experiments and do not invoke impurity effects or metal-insulator transition phenomenology.

PACS numbers: PACS Numbers: 05.30.Fk, 71.10.+x, 71.45.Gm

I. INTRODUCTION.

The 2-D electron systems in GaAs-based structures as well as those found in Si MOSFETs are being intensely studied owing to the accessibility of a wide range of electron densities under controlled conditions, leading to a wealth of the experimental observations[1]. The nature of the physics depends very much on the “coupling parameter” $\Gamma = (\text{potential energy})/(\text{kinetic energy})$. The Γ for the 2DES at $T = 0$, and the mean density n is equal to the mean-disk radius $r_s = (\pi n)^{-1/2}$ per electron, usually expressed in effective atomic units which depend on the bandstructure mass and “background” dielectric constant. The 2DES in GaAs/AlAs structures will be called a simple 2DES or one-valley 2DES to distinguish it from the two-valley system found in Si-MOSFETS. The inversion layer adjacent to an oxide layer grown on the Si-(001) surface contains two equivalent valleys which host the two valleys of the electron fluid. Various aspects of such multi-valley systems were studied[2] by Sham and Nakayama, Rasolt et al, and others, mainly in the high density limit. The simple 2DES is also a two component system because of the two spin species, while the 2-valley system involves 4-components and ten pair-distribution functions (PDFs).

In a recent study of the effective mass m^* and the effective Landé- g factor of the 2DES, the Coulomb coupling between the electrons of the two valleys was shown to have a dramatic effect at low densities when the coupling

becomes large[3]. In effect, the elementary excitations of the two fluids in the two valleys interact to form coupled modes, giving rise to new effects. It was shown experimentally[4] that m^*g^* rises rapidly with decreasing density in Si-MOSFETS, and that this rise is due to a dramatic increase in m^* , independent of the spin polarization, while g^* remains essentially constant. Calculations for the Si system which account for the inter-valley Coulomb coupling quantitatively predict[3] the sharp increase in m^*g^* . It was also shown that g^* remained essentially constant, in strong contrast to the behaviour found for the simple one valley 2DES[3]. The effective mass was also shown to be practically independent of the spin polarization ζ , in excellent quantitative agreement with the data of Shashkin et al.[4] for Si-MOSFETS. This result leads to the view that the rapid rise in m^* near $n = 1 \times 10^{11}$ e/cm² is *not caused* by localization effects, impurity effects, etc., usually associated with the phenomenology of the 2-D metal-insulator transition. The enhancement of m^*g^* in the 1-valley 2DES of GaAs/AlAs systems is found to be strongly dependent on the spin polarization[5], in strong contrast to the Si-MOSFET case. Our calculations[3] show that the physics of the 1-valley system is dominated by the presence of a transition to a fully polarized state which makes g^* increase rapidly with r_s as the transition density is approached. The 2-valley system shows *no such transition to the spin-polarized state* and is insensitive to the spin polarization.

Given that perturbative many-body theory becomes

questionable for $r_s > 1$, within the present context there are two approaches to evaluating the susceptibility enhancement. The second derivative of the total free energy $F(n, \zeta, T)$ with respect to the spin-polarization ζ gives a direct value for m^*g^* of the two-valley system. This requires the ζ -dependent 2-valley energy which is not yet available from quantum Monte Carlo (QMC) simulations. However, we can evaluate $F(n, \zeta, T)$ using CHNC, and also show that the CHNC results agree with QMC data (available at $\zeta = 0$ and $T = 0$). Another approach, which avoids the need for a full 4-component calculation is to build up the 2-valley susceptibility by noting that the one-valley energy $F(n, \zeta, T)$ is available at $T = 0$ from QMC, and at any $T \neq 0$ from CHNC. The coupling of the excitations of the two electron fluids in the two valleys can be included in the coupled response function in a standard way. Then we find that the increase in g^* in the GaAs 2DES is associated with the "blow-up" of the single-valley spin response, while the behaviour of the Si-MOSFET 2DES is related to the "blow-up" of the coupled-mode response. The static small- q limit of the spin response function provides the needed χ_s/χ_p .

The objective of this paper is: (i) Present $F(n, \zeta)$ data for the two valley system by a full CHNC calculation involving the 10 pair distributions that are needed in the 2-valley system and establish the close agreement of the CHNC results with the QMC calculations. (ii) Construct the coupled-mode response functions using the well-established one-valley data and show that these results are also validated by QMC and full CHNC results. That is, we present the CHNC results and compare with QMC data where available, and establish close agreement. We will not present detailed finite-T calculations (and hence m^* calculations, as detailed in ref. [3]) in this paper, partly to limit the phase space that has to be studied, and since finite-T data are not presently available from QMC for comparison.

In section III we discuss the construction of the coupled-mode response functions which use *only the one-valley exchange-correlation data* to obtain the 2-valley behaviour via a physically motivated approximation to the inter-valley correlations. The compressibility predicted via the small- q limit of the so constructed coupled-mode response is found to agree very well with that from QMC or the full 4-component CHNC energy calculation. This validates the coupled-mode model used in the calculation (ref.[3]) of the m^*g^* enhancement in Si-MOSFETS. The full 2-valley energy calculations enable us to examine the usual 1-valley local-density approximation (LDA) in Si-MOSFETS and the corrections arising from coupled-mode effects. Finally we discuss the spin susceptibility enhancement obtained from these calculations, and the question of relating the electron-disk radius r_s used in these calculations to the experimental densities.

II. CHNC CALCULATIONS FOR THE 2-VALLEY ELECTRON FLUID.

We consider a 2-DES in a Si-MOSFET at a total density n , with $r_s^2 = 1/\pi n$, while the density in each valley $v = a$ or b , is taken to be $n_v = n/2$. Hence the r_s parameter in each valley becomes $r_{sv} = r_s\sqrt{2}$. Thus we do not consider density polarizations leading to $n_a \neq n_b$. Also the electrons in both valleys have the same spin polarization ζ and the same temperature T . This is consistent with recent studies which show that the valley splitting is very slight[6]. If the two spin species be denoted by $i = 1, 2$, we have a four-component 2-DES with 10 independent pair distribution functions (PDFs), viz., $g_{ij,vw}(r)$. We define $k = 1, 2$ for the two spins in valley a , and $k = 3, 4$ for the two spins in valley b , and write the PDFs as $g_{kl}(r)$. The CHNC method for 2-DES has been described fully in ref. [7], where the quantum fluid at $T = 0$ is considered to be equivalent to a classical fluid at a quantum temperature $T_q(r_s)$. Here, for the two valley system we use the same $T_q(r_s)$ as before, and embodies the essential "many-body" input to the problem. In brief outline, in CHNC we assume that the 2-D electrons are mapped on to a classical system where the distribution functions are given by a finite- T classical density functional form:

$$g_{kl}(r) = e^{-\beta\{P(r)\delta_{ij}\delta_{vw} + V_{cou}(r) + V_c(r;[g_{kl}])\}} \quad (1)$$

Here $\beta P(r)$ is a "Pauli exclusion potential" which acts only for parallel spins, i.e, if $k = l$. It is constructed such that $g_{kl}(r)$ becomes identical with the non-interacting PDF, viz., $g_{kl}^0(r)$ which is known from quantum mechanics when the Coulomb interaction $V_{cou}(r)$ and the associated correlation corrections $V_c(r)$ are zero. The Coulomb interaction between two electrons in the equivalent classical picture involves a correction arising from their mutual diffraction effects. Thus $V_{cou}(r)$ is obtained by solving a two-electron Schrodinger equation. The result is parametrized by the form[7],

$$V_{cou}(r) = (1/r)[1 - \exp(-k_{th}r)] \quad (2)$$

$$k_{th}/k_{dB}r = 1.1587T_{cf}^{0.103} \quad (3)$$

$$k_{dB}r = (2\pi m^*T_{cf})^{1/2}, T_{cf}^2 = (T_q^2 + T^2) \quad (4)$$

Here $k_{dB}r$ is the de Broglie momentum of the scattering pair with the effective pair mass $m^* = 1/2$, and T_{cf} is the classical fluid temperature which reduces to T_q at $T = 0$. The correlation potential $V_c(r)$ occurring in Eq. 1 is taken to be the sum of hyper-netted-chain diagrams inclusive of a bridge term. Thus V_c is nonlocal and is a function of the $g_{kl}(r)$ which have to be self-consistently calculated. The bridge term mimics the higher-order correlations which are *not* captured by the simplest HNC equations. These were shown to be important in 2-D electron systems in reference [7]. Particles having identical indices ($k = j$) are restricted from close approach by the Pauli exclusion effect modeled by $P_{kl}(r)$. However, singlet-pairs of electrons, or electrons in two different valleys contribute to

strong Coulomb correlations, and hence a bridge term is included in all such “off-diagonal” PDFs. The bridge term $B_{kl}(r)$ for $k \neq l$ applies to 6 different PDFs, and we have taken this to be given by the usual hard-disk functional form discussed in ref.[7]. (Totsuji and coworkers[8] have studied a more detailed implementation of the hard-disk bridge function in CHNC, while Bulutay et al.[9] have studied the 2-D CHNC without a bridge correction). It should be emphasized that both the HNC approximation as well as the need for a bridge function can be avoided by using the classical mapping to a quantum fluid (CMQF) where we use classical molecular dynamics (MD) to generate the PDFs etc., of the classical fluid under consideration. In such a scheme we use the pair-potential given by Eq. 2 plus the Pauli potential in an MD simulation for a classical plasma at the temperature T_{cf} . Such a CMQF-MD scheme would be numerically more demanding than the CHNC, much simpler than the full QMC simulations, and have the advantage of not making the HNC+bridge approximations. However, the 2-valley (4-component) system examined here has been studied by QMC and we use those results to confirm the validity of our methods.

The main difference in the physics of the 1-valley system, and the 2-valley system arises from the preponderance of direct Coulomb interactions (from 6 PDFs in the 2-valley, one in the 1-valley) over the exchange interactions (from 4 PDFs in the 2-valley, two PDFs in the 1-valley). This is the main reason for the lack of a transition to a stable $\zeta = 1$ state at low density. Since the transition to a $\zeta = 1$ state does not occur as r_s increases, the g^* remains insensitive to increasing r_s , as found theoretically ([3]) and experimentally[4].

The 10 coupled equations for $g_{kl}(r)$ are self-consistently solved for many values of the coupling constant λ applied to the Coulomb interaction, and the $g_{kl}(r : \lambda)$ are used in the adiabatic connection formula to determine the exchange-correlation free energy of the 2-valley 2DES. While our calculations are easily carried out for any value of ζ , T and r_s , the 4-component QMC calculations at finite T, ζ are a major computational undertaking which has not been attempted. However, at $T = 0, \zeta = 0$, Conti and Senatore[10] have presented QMC results for 2-D electron bilayers separated by a distance d_L . They give total energies and also a fit to the correlation energy/electron, $\epsilon_c(r_s, \zeta = 0, T = 0)$ at $d_L = 0$, i.e, the case where both electron gases reside in the same layer. In table I we compare the 4-component CHNC with the available 4-component QMC data at $d_L = 0$. The energies $\epsilon_c(r_s)^{QMC}$, are from the Rapisarda-Senatore fit-formula[11] with the parameters quoted in Table I of Conti et al[10].

These results show that the CHNC method provides a simple and accurate approach to the treatment of exchange and correlation in the 4-component system. We exploit the simplicity of CHNC for calculations at finite- T and ζ which are currently too expensive for QMC simulations. However, in situations where QMC re-

TABLE I: Comparison of the total energy $\epsilon_{tot}(r_s)$ and the correlation energy $\epsilon_c(r_s)$, in atomic units at $T = 0, \zeta = 0$ for the 2-valley 2DES obtained from CHNC, with the QMC data of Conti et al[10].

r_s	$\epsilon_{tot}(r_s)^{QMC}$	$\epsilon_{tot}(r_s)^{CHNC}$	$\epsilon_c(r_s)^{QMC}$	$\epsilon_c(r_s)^{CHNC}$
2.0	-0.29302	-0.29172	-0.14315	-0.14202
10.0	-0.08611	-0.08647	-0.04607	-0.04649
20.0	-0.04641	-0.04643	-0.02577	-0.02581
30.0	-0.03196	-0.03183	-0.01806	-0.01795

sults are available for the correlation energies, we adopt the QMC parametrizations. Thus one may use the parametrization of ϵ_c given by Conti and Senatore for the $T = 0, \zeta = 0$ case. For $r_s > 1$ applications the Tanatar-Ceperley[12] form may also be used for the 2-valley system as well, with the parameter values $a_0 = -0.40242$, $a_1 = 1.1319$, $a_2 = 1.3945$, $a_3 = 0.67883$, fitted to a data base from $r_s = 1$ to 30.

The $T = 0, \zeta = 1$ case is particularly interesting since this system (i.e, 2-valley system at density n) is mathematically identical to the 1-valley system at the same density but with $\zeta = 0$, for the Hamiltonian considered by Conti et al., and by us in this study. In this case the 2-valley system has a two-fold symmetry since the energy is the same irrespective of the orientation of the spin in each valley. That is, $\zeta = 1$ means all the spins in valley a are oriented, while all the spins in valley b are also oriented, but independently of the orientation of the spins in a . This degeneracy would be resolved in real Si-MOSFETS but not in the model used here, or in Conti and Senatore. For instance, the three-body correlations for inter-valley interactions may be slightly different from those in the *intra*-valley interactions, and hence may require two different bridge parameters, to be determined variationally by an energy minimization using the hard-disk reference fluid approach. We have not done this, and simply used the same bridge parameter as in ref. [7] for all interactions. In the QMC calculation this would require independent optimization of the model for back-flow corrections. Finally, the correlation energy of the fully spin-polarized (degenerate) 2-valley system can be parametrized using the Tanatar-Ceperley form with $a_0 = -0.19162$, $a_1 = 3.6123$, $a_2 = 1.9936$, $a_3 = 1.4714$, in atomic units.

A. The energy of unpolarized and polarized phases.

The $T = 0$ correlation energy at finite values of ζ were calculated using the CHNC procedure and compared with the values predicted from the polarization

TABLE II: The correlation energy $\epsilon_c(r_s, \zeta)$ per electron, as a function of ζ , estimated using the 1-valley polarization factor of Eq. 5, and from the full 2-valley CHNC calculation

r_s	ϵ_c^{fit}	ϵ_c^{CHNC}	ϵ_c^{fit}	ϵ_c^{CHNC}
$\zeta \rightarrow$	0.25	0.25	0.75	0.75
5.0	-0.07686	-0.07757	-0.06286	-0.06434
10.0	-0.04518	-0.04562	-0.03765	-0.03831
20.0	-0.02529	-0.02535	-0.02134	-0.02151
30.0	-0.01772	-0.01764	-0.01477	-0.01504

factor used for the one-valley 2DES. This has the form[7]

$$p(r_s, \zeta) = \frac{\epsilon_c(r_s, \zeta) - \epsilon_c(r_s, 0)}{\epsilon_c(r_s, 1) - \epsilon_c(r_s, 0)} = \frac{\zeta_+^{\alpha(r_s)} + \zeta_-^{\alpha(r_s)} - 2}{2\alpha(r_s) - 2}$$

$$\alpha(r_s) = C_1 - C_2/r_s + C_3/r_s^{2/3} - C_4/r_s^{1/3} \quad (5)$$

Here, $\zeta_{\pm} = (1 \pm \zeta)$. It turns out that the coefficients $C_1 - C_4$ obtained for the one-valley 2DES, i.e., 1.5404, 0.030544, 0.29621, and 0.23905 respectively, work quite well for the 2-valley system as well, even at high r_s . Thus, using the TC-type fit formulae for the 2-valley $\epsilon(r_s, \zeta = 1)$ and $\epsilon_c(r_s, \zeta = 0)$, the estimated values of $\epsilon_c(r_s, \zeta)$ and the CHNC values are given in Table II.

The finite- ζ calculations show that there is *no ferro-magnetic phase transition* in this system at $T = 0$, since the total energy of the $\zeta = 0$ phase is always more negative than any polarized phase. This is expected from the dominance of the many off-diagonal terms contributing direct Coulomb interactions, but no exchange interactions. This was pointed out in ref. [3] where the insensitivity of m^*g^* to ζ obtained from the theory was in excellent agreement with the experiments of Shashkin et al[4]. The stabilization energy ΔE of the $\zeta = 0$ phase with respect to the fully polarized phase is 0.12734×10^{-3} a.u. at $r_s = 25$, and diminishes to 0.89929×10^{-4} a.u. at $r_s = 40$. These are very small energy differences and within the error of the CHNC method and possibly of the 2-valley QMC calculations. However, the pattern of stability of the $\zeta = 0$ phase holds for all r_s investigated. Conti and Senatore[10] find a Wigner crystal phase at $r_s = 42$ and claim that “in the intermediate regime the 4-component 2-DES can be expected to mimic the 2DES \dots , with the appearance of a spin-polarized ground state”. We arrive at the opposite conclusion.

B. LDA-type calculations for Si-MOSFETS.

In most density-functional calculations of Si/SiO₂ quantum wells, the Kohn-Sham exchange-correlation potential $V_{xc}(r)$ is calculated using the local density approximation (LDA) where the total density $n(r)$ is considered

TABLE III: Comparison of the exchange-correlation energy $\epsilon_{xc}(r_s)$ per electron, and the Kohn-Sham potential $V_{xc}(r_s)$, in atomic units at $T = 0, \zeta = 0$ for the 2-valley 2DES obtained from QMC-fit or CHNC, and from the LDA.

r_s	$\epsilon_{xc}(r_s)^{LDA}$	$\epsilon_{xc}(r_s)^{QMC}$	$V_{xc}(r_s)^{LDA}$	$V_{xc}(r_s)^{QMC}$
2.0	-0.38213	-0.35535	-0.55189	-0.50271
10.0	-0.09007	-0.08851	-0.13133	-0.12835
20.0	-0.04742	-0.04699	-0.06957	-0.06874
30.0	-0.03241	-0.03221	-0.04769	-0.04730

without taking account of the valley degeneracy. In effect, the electron gas is assumed to be a *single* electron gas at a density r_s and its exchange-correlation energy $\epsilon_{xc}(r_s)$ and the Kohn-Sham potential $V_{xc}(r_s)$ are calculated at the given density. (We recall that $V_{xc}(r_s)$ is simply the xc-contribution to the chemical potential μ_{xc}). Results for ϵ_{xc} and μ_{xc} for electrons in a Si-MOSFET calculated correctly, i.e., taking account of its degenerate valley structure, and in the usual LDA approach are compared in Table III. The full chemical potential μ , as well as the compressibility ratio K^0/K calculated for the 2-valley system, and that obtained within the LDA approach, are also shown in Fig. 1. It is noteworthy that the total chemical potential has a minimum near $r_{sm} \sim 1$. In effect, a low density electron fluid ($r_s > r_{sm}$) whose chemical potential is equal to that of a high density gas ($r_s < r_{sm}$) exists and this could lead to spontaneous density inhomogenities in these systems.

When the actual electron densities in Si-MOSFETS are converted to effective r_s units (see below), the r_s range 1-6 is the most important for device applications, and hence overestimates in V_{xc} contained in the usual LDA approach could be significant.

C. Pair-distribution functions in the Si-MOSFET system

The PDFs, denoted by $g_{kl}(r)$, embody the detailed particle correlations in the system. In Fig. 2 we display an illustrative set of pair-distribution functions. QMC-based PDFs have not been reported in the literature and hence we do not have a direct comparison. However, good agreement between CHNC and QMC-based PDFs have been found in other systems (e.g, 2DES, 3DES, and fluid hydrogen)[7, 13, 15]. For $\zeta = 0$ the four diagonal PDFs g_{kk} are identical, and similarly, all the six off-diagonal PDFs are also identical. Hence there are actually only two distinct PDFs, just as in the single-valley case where g_{11} and g_{12} define the $\zeta = 0$ case. These are shown for $r_s = 2, 5$ and 10 in the top panel of Fig. 2. It is also clear that the correlation effects are mainly determined by the off-diagonal PDFs. At finite ζ there are five independent

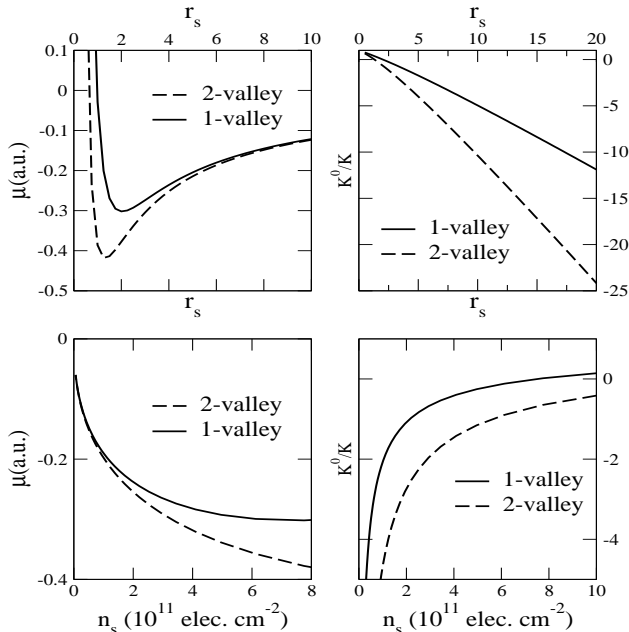


FIG. 1: Left panels: Comparison of the total chemical potential μ i.e, the total Kohn-Sham potential, calculated at the total density n and r_s , for the 2-valley system, and if the LDA were used (labeled 1-valley), ignoring the 2-valley nature. Right panels: Same for the compressibility ratio

PDFs. There are two independent diagonal PDFs $g_{11} = g_{33}$ and $g_{22} = g_{44}$. The three independent off-diagonals are $g_{12} = g_{23} = g_{34} = g_{14}$, g_{13} and g_{24} . These are shown for the case $r_s = 10$ and $\zeta = 0.5$ in the lower panel of Fig. 2.

III. RESPONSE FUNCTIONS.

In the following we discuss the linear response functions since the static small- k limit can be related to the derivatives of the total energies that were calculated from CHNC or QMC if available. This enables us to verify a simple procedure for the construction of the 2-valley response functions using *only* single-valley exchange correlation data[3]. The density-density response function $\chi(k, \omega)$ will be called the d - d response for brevity. It is expressed in terms of a reference “zeroth-order” $\chi_R^0(k, \omega)$ and a local-field factor (LFF), denoted by $G(k, \omega)$.

$$\chi(k, \omega) = \chi_R^0(k, \omega) / [1 - V_k \{1 - G_d(k, \omega)\} \chi_R^0(k, \omega)] \quad (6)$$

The s - s response (or “spin susceptibility”) is written as

$$\chi_s(k, \omega) = -\mu_B^2 \chi_R^0(k, \omega) / [1 - V_k \{1 - G_s(k, \omega)\} \chi_R^0(k, \omega)] \quad (7)$$

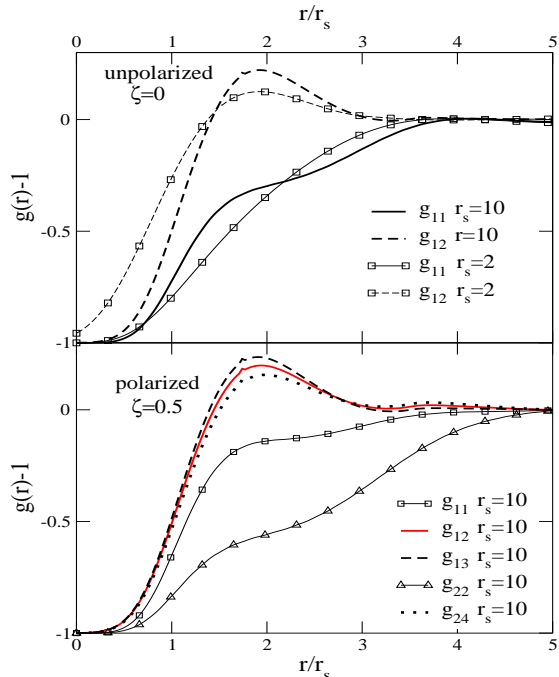


FIG. 2: Pair distribution functions of the two-valley system. For $\zeta = 0$ the 10 PDFs reduce to two independent PDFs. For $\zeta \neq 0$ there are 5 independent PDFs.

where μ_B is the Bohr magneton. Note that our definition of the spin-LFF differs somewhat from a commonly used definition[16]. Our form makes the d - d and s - s LFFs appear formally similar, at least at this stage. Hence a single discussion applies to both, and we drop the subscripts d and s . The reference function $\chi_R^0(k, \omega)$ has the form:

$$\chi_R^0(k, \omega) = \sum_{\vec{k}, \sigma} \frac{n_{\sigma, \vec{k}} - n_{\sigma, \vec{k} + \vec{q}}}{\omega + \epsilon_{\vec{k}} - \epsilon_{\vec{k} + \vec{q}}} \quad (8)$$

Here \vec{k}, \vec{q} are two-dimensional vectors, while the corresponding single-particle energies are denoted by $\epsilon_{\vec{k}}$ etc. The Fermi occupation number $n_{\sigma, \vec{k}}$ may be chosen to be the non-interacting value, in which case χ^0 is the 2-D Lindhard function[2]. An alternative choice is to use the fully-interacting density, evaluated from the fully-interacting chemical potential, as in density-functional theory (DFT).

The small- k limits of the local-field factors $G_d(k, \omega)$ and $G_s(k, \omega)$ can be obtained from the second derivatives of the exchange-correlation free-energy functional $F_{xc}(n, \zeta)$ of DFT, with respect to the charge densities or the spin densities[17]. These second-order derivatives, together with the second derivative of $F_{xc}(n, \zeta)$ with respect to T for a two-valley system were used in our m^* and g^* calculations reported in ref.[3], using the CHNC technique. Here we look at the compressibility and

spin-susceptibility of the 2-valley system obtained from the small- k limit of the coupled-mode response function (built up from 1-valley data) and compare it with that obtained directly from the 2-valley CHNC and QMC.

A. Response functions of the two-valley system.

The theory of the one-valley fluid can be used for the two-valley (4-component) fluid if there is no valley polarization (i.e, the two valleys are assumed equivalent although distinct), as in ref.[3]. As this may not be completely clear from the abbreviated discussion in ref.[3], we present some details here.

In the theory of classical fluids, the response functions are simply related to the structure factors, while the LFFs are simply related to the direct correlation functions of Ornstein-Zernike(OZ) theory. Since this paper is directed more towards electron-fluid studies, we follow the language of the LFFS and the related response methodology rather than the OZ presentation.

Let us indicate the species (which may be a valley index or a spin index) by u or v , taking the values 1,2, and let us consider a weak external potential $\phi_v(\vec{k}, \omega)$ which acts only on the electrons of species v . The external potential induces density deviations $\delta n_v(\vec{k}, \omega)$ such that[18]:

$$\delta n_u(\vec{k}, \omega) = \sum_v \chi_{uv}(\vec{k}, \omega) i\phi_v(\vec{k}, \omega) \quad (9)$$

These equations define the linear d - d response functions involving the species u and v . The longitudinal dielectric function $\varepsilon(\vec{k}, \omega)$ is now given by

$$1/\varepsilon(\vec{k}, \omega) = 1 + V_k \sum_{u,v} \chi_{uv}(\vec{k}, \omega) \quad (10)$$

Here V_k is the 2-D Coulomb interaction $2\pi/k$. Note that we are using effective atomic units (Hartrees etc.) such that e^2 divided by the background dielectric constant is taken to be unity (see section IV). To relate the response functions to the local fields, we consider the effective potentials $U_v(\vec{k}, \omega)$ such that:

$$U_v(\vec{k}, \omega) = V_k[1 - G_{uv}(\vec{k}, \omega)]\delta n_v(\vec{k}, \omega) \quad (11)$$

Thus the bare Coulomb interaction between the particles of type u and v is modified by the LFFs G_{uv} . Hence we can write the density deviations $\delta n_u(\vec{k}, \omega)$ in terms of the effective potentials and the zeroth order response functions as follows (we drop the \vec{k}, ω labels for brevity).

$$\delta n_u = \chi_u^0[\phi_u + V_k \sum_v (1 - G_{uv})\delta n_v] \quad (12)$$

Now, by a comparison of the equations 9 and 12, we can write down the response functions of the coupled two-component system in terms of the zeroth-order response

functions and the LFFs.

$$\chi_{11} = \chi_1^0 d_2/D, \quad \chi_{22} = \chi_2^0 d_1/D, \quad (13)$$

$$\chi_{12} = V_k \chi_1^0 \chi_2^0 [1 - G_{12}]/D \quad (14)$$

$$d_1 = 1 - V_k \chi_1^0 [1 - G_{11}] \quad (15)$$

$$d_{12} = V_k \chi_1^0 [1 - G_{12}] \quad (16)$$

$$D = d_1 d_2 - d_{12} d_{21} \quad (17)$$

We have suppressed the \vec{k}, ω dependence in the above equations, and also not explicitly given χ_{21} , d_2 and d_{21} for brevity. We now define a total coupled-mode response function $\chi_T(\vec{k}, \omega)$ via

$$1/\varepsilon(\vec{k}, \omega) = 1 + V_k \chi_T(\vec{k}, \omega) \quad (18)$$

Then the total two-component 2DES response is given by:

$$\chi_T = [\chi_1^0 + \chi_2^0 + V_k \chi_1^0 \chi_2^0 G_\Sigma]/D \quad (19)$$

$$G_\Sigma = G_{11} + G_{22} - G_{12} - G_{21} \quad (20)$$

In the following we some times denote χ_T by χ_{cm} to emphasize the coupled-mode nature of the total response. If we are dealing with a simple (one-valley) electron fluid, e.g., a partially spin-polarized electron gas, the species index v is simply the spin index. Notice that the coupling between the two systems (be they spins or valleys), replaces the individual denominators d_1 and d_2 by a new denominator D , common to both systems, and containing the cross terms d_{ij} . That is, instead of the two sets of excitations given by the zeros of d_1 and d_2 , we now have a *common set of "coupled-mode" excitations* defined by the zeros of D . We emphasize that in this analysis we have *not* used any form of CHNC theory.

All the response functions prior to the switching-on of the Coulomb interaction between the two valleys are known. The problem is to determine the cross terms d_{ij} , i.e, the inter-valley term, d_{uv} , occurring in the coupled-mode denominator D , using only the free energy data for a single valley. If we consider the small- k limit, we see that the terms d_{ij} occurring in D are directly related to the second density derivative or magnetization derivative of the free energy contributions F_{ij} arising from the PDFs g_{ij} . We know these *individual* free energy contributions for the one-valley problem.

Let us first consider the small- k limit of the static response functions to make contact with the compressibility and susceptibility sum rules.

B. Small- k limit of the static response.

The small- k behaviour of the static response is related to the second derivative with respect to the density (or magnetization) and this provides well known sum rules that we exploit here. For simplicity, and for comparison with the degenerate two-valley case, let us review the one-valley paramagnetic case $\zeta = 0$, and consider the

calculation[3] of the small- k , static ($\omega = 0$) limit of the simple (one-valley) response function.

$$\chi_v(n_v) = \chi^0(n_v)/[1 - V_k(1 - G_{vv})\chi^0(n_v)]. \quad (21)$$

The density-density response function is associated with the proper polarization function Π_v . Dropping the species subscript v for the present, we have

$$\Pi = \Pi^0/(1 + V_k G \Pi^0) \quad (22)$$

$$\Pi^0 = -\chi^0 \quad (23)$$

The small- k behaviour of this function states that

$$\Pi/\Pi_0 = \kappa/\kappa_0 \quad (24)$$

The compressibility κ is calculated via the chemical potential μ , starting from the total free energy per unit volume obtained from the CHNC calculation.

$$F = F_0 + F_x + F_c \quad (25)$$

$$F = \sum_v n_v [\epsilon_0^v(n_v) + \epsilon_x^v(n_v)] + n \epsilon_c(n) \quad (26)$$

$$\epsilon_0^v = (1 + \zeta^2)/2r_{sv}^2 \quad (27)$$

$$\epsilon_x^v = -\frac{2\sqrt{2}}{3\pi r_{sv}} [(1 + \zeta)^{3/2} + (1 - \zeta)^{3/2}] \quad (28)$$

$$\mu = \frac{dF}{dn} = \mu_0 + \mu_x + \mu_c \quad (29)$$

$$1/\kappa = n^2 \frac{d\mu}{dn} \quad (30)$$

At $T=0$, the chemical potential is given (in Hartrees) by:

$$\mu = n_v \pi - 2(2/\pi)^{1/2} n_v^{1/2} + \mu_c \quad (31)$$

The compressibility calculated directly from the 4-component calculation should agree with that obtained from the coupled-valley formalism. There, the small- k limit of the denominator of the density-density proper-polarization function is given by

$$1 + V_k G_d \chi^0 = \kappa/\kappa_0$$

Here G_d is the LFF of the density-density polarization function. Hence the denominator d_1 , or d_2 of the d - d response occurring in Eq.13, for any particular species is available for the density-density response function in each valley. But the cross density-density LFFs, e.g., G_{12} , and the cross-denominators d_{12} needed to form the coupled-valley forms are not yet specified.

In the case of the spin susceptibility χ_s , the role played by the compressibility is taken over by the spin-stiffness, which is the second derivative of the free energy F with respect to the spin polarization ζ . Here we have, for a single valley,

$$\chi_s/\chi_P = 1 + d^2 \{r_{sv}^2 F_{xc}\} / d\zeta^2 \quad (32)$$

Hence the denominators d_u and d_v of the spin-susceptibilities of the each 2DES are known, at the valley

densities $n_v = n_u = n/2$, from a simple CHNC calculation or from a QMC energy parametrization. However, here again the cross terms d_{12} and d_{21} , (which are equal) needed to complete the calculation of the coupled susceptibility (Eqs. 13,19) are not yet specified.

The cross term for the d - d response, or for the s - s response can be calculated if the free-energy contribution F_{uv} arising from the Coulomb interaction among the electrons in the two valleys is known. The interaction is among the electrons of valley u , at density $n/2$, and the electrons of valley v at density $n/2$. The inter-valley free-energy contribution $F_{uv}(n/2, n/2)$ is purely Coulombic, and hence it is clearly analogous to the correlation free-energy term arising from the antiparallel-spin PDF, i.e., $g_{12}(n, \zeta = 0)$ of the simple one-valley 2DES at density n with two spin species. The case $\zeta = 0$ ensures that the total density is split as $n_u = n_v = n/2$. Thus the d_{12} term needed for the spin-susceptibility calculation and the density-density response calculations are:

$$s - s \quad d_{12} = d^2 \{r_s^2 F_c[g_{12}]\} / d\zeta^2 \quad (33)$$

$$d - d \quad d_{12} = -(2/\pi) d^2 F_c[g_{12}] / dn^2 \quad (34)$$

Note that d_1 is calculated from $F_{xc}(n/2, \zeta = 0)$, while d_{12} is from $F_c(n, \zeta = 0)$ of the simple one-valley 2DES. Hence, knowing d_1 , d_{12} , (which are equal to d_2 , and d_{21} since the valleys are degenerate), we can calculate the susceptibility enhancement χ_s/χ_P , as well the compressibility ratio κ/κ_0 of the interacting 2-valley 2DES, without actually solving the coupled system of 10 distribution functions needed in the full CHNC calculation of the 4-component system.

1. Results for the compressibility ratio and the susceptibility ratio

we consider the compressibility ratio K_0/K obtained by the coupled-mode analysis and from the 2-valley QMC data[10], or equivalently, from the 4-component CHNC data, in Fig. 3. The excellent agreement shows that the coupled-mode procedure for using the 1-valley data to generate 2-valley data is successful.

The calculation of the susceptibility enhancement was given in ref. [3]. We consider the susceptibility enhancement in more detail. Equation 32 involves the second ζ - derivative of the correlation energy. It is well known that the ζ - dependent QMC calculations are more prone to errors since a whole shell of spins need to be reversed. In fact, the 1-valley 2DES calculations of Rapisarda and Senatore[11] using Diffusion Monte Carlo (DMC) predict a value of $r_s \sim 20$ for the spin transition, different from that ($r_s \sim 26$) predicted by Attacalite et al. [19] who also use very similar DMC methods. This is an indication of the type of uncertainty that may be had in ζ -dependent QMC calculations. No ζ -dependent QMC data are available for the 2-valley system. Using Eq. 5 we can write

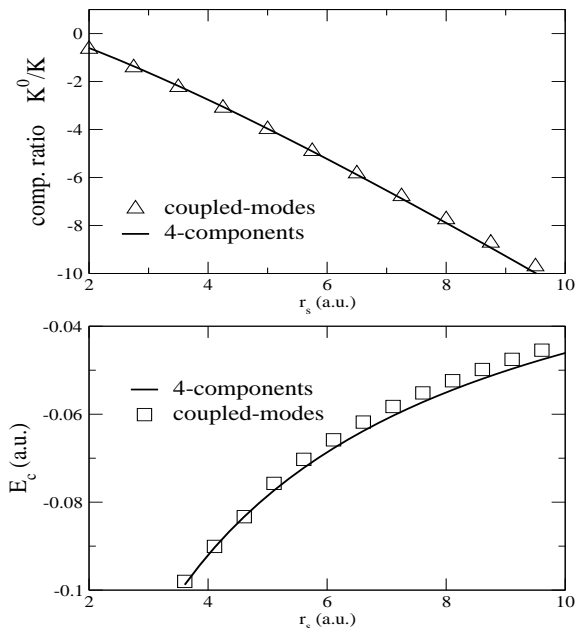


FIG. 3: (a) Comparison of the compressibility ratio $\Pi_0/\Pi_{cm} = K^0/K$ obtained from the coupled-mode approach, and from the second-density derivative of the total free of the 4-component system. (b) The energy estimate $\epsilon_c(r_s, \zeta = 0)$ from the coupled-mode form, and from the 4-component QMC[10].

an *approximate* explicit form at $T = 0$:

$$\begin{aligned} \epsilon_c(r_s, \zeta) &= \epsilon_c(r_s, 0) + (\epsilon_c(r_s, 1) - \epsilon_c(r_s, 0))p(r_s, \zeta) \\ \frac{d^2\epsilon_c(r_s, \zeta)}{d\zeta^2} &= \Delta E(1, 0) \frac{d^2p(r_s, \zeta)}{d\zeta^2} \end{aligned}$$

Thus the energy difference between the polarized phase and the unpolarized phase appears directly. This becomes zero in systems like the one-valley 2-DES that show a spin transition. Even in the 2-valley system where there is no transition to a stable $\zeta = 1$ state, we can expect the calculated χ_s/χ_P or χ_{cm}/χ_P to be quite sensitive to $\Delta E(1, 0)$, and to the details of the form of the ζ -dependent function. We find that this is very much the case. In Fig. 4 we display the coupled-mode evaluation of $m^*g^* = \chi_{cm}/\chi_P$ with the value of χ_s/χ_P obtained from the ζ -second derivative of the energy obtained from the full 4-component calculation. We give curves labeled “4-component (a), and (b)”, where the contribution from the $d^2\epsilon_c/d\zeta^2$ - derivative differs by $\sim 5\%$. Clearly, this small change has a drastic effect on the m^*g^* evaluation. In the lower panel of Fig. 3 we compare the 2-valley correlation energy $\epsilon_c(r_s, \zeta = 0)$ from the coupled-mode analysis and from the direct 4-component QMC calculation. As expected, a small difference appears at low densities,

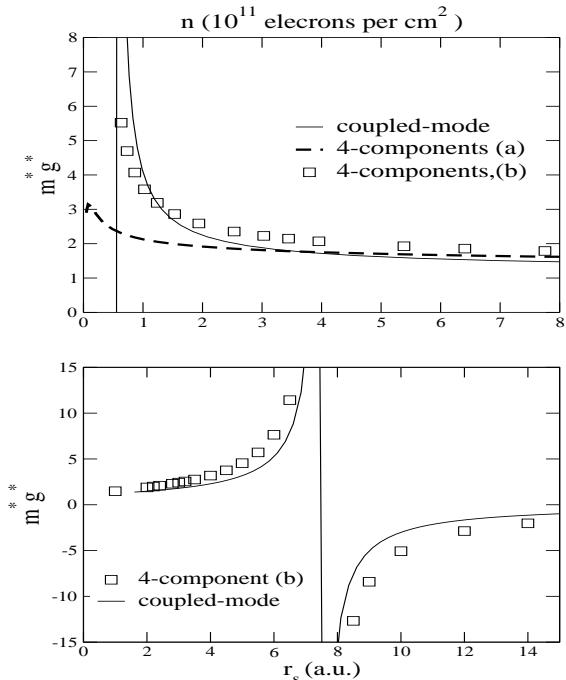


FIG. 4: Comparison of the susceptibility enhancement $\chi_{cm}/\chi_P = m^*g^*$ obtained from the coupled-mode approach and from the second- ζ derivative of the total free of the 4-component system. The curves marked “4-components (a), (b)” differ by $\sim 5\%$ in the value of the second ζ - derivative of the correlation energy, showing the strong sensitivity to this energy derivative.

while the accuracy is good near $r_s \sim 5$ where the rapid increase in m^*g^* occurs. This type of error is quite within the errors that are possible in the 4-component QMC or the 4-component CHNC, and in fitting to the polarization dependence of the numerically calculated correlation energies. Coupled-mode formation implies that the excitation spectrum of the system no longer shows the features of the individual valleys, and hence is consistent with the conclusions of ref.[6] where no evidence for intervalley scattering was seen.

IV. RELATION BETWEEN DENSITY n AND THE r_s PARAMETER IN Si -MOSFETS.

In the 2DES of GaAs/AlAs- based structures, the dielectric constants of the two materials are nearly identical. The lattice constants are also well matched and hence the calculation of the effective atomic units needed in converting the experimental density n to the effective electron-disk radius (r_s) can be carried out in an unambiguous, transparent way. This is important since many-body theory is formulated within the language of r_s and effective atomic units.

Unlike in *GaAs*, the situation for *Si*-MOSFETS is more complicated. The lattice mismatch between crystalline Si and most crystalline varieties (e.g., cristobalite) of SiO₂ turn out to be 35-40%. The dielectric constants are also strongly mismatched, being ~ 11.5 and ~ 3.9 for Si and SiO₂. The large lattice mismatch ensures that there is *no* sharp Si/SiO₂ interface. The reconstruction of the *Si* atomic layers between the crystalline-Si and the SiO₂ bulk-like region still contain tetrahedral-bonding networks, but with strongly modified bond angles, bond lengths etc., characteristic of the amorphization of the *Si* layers immediately adjacent to the oxide layer. Many decades of experimental and theoretical work has gone into sharpening our understanding of this interface. More recently, first principles density-functional calculations by Carrier et al.[20], starting from tight-binding models[21] have presented a clearer picture of the atomic arrangements near the interface region. A series of similar studies by Pasquerello et al.[22] establish the geometry of the Si/SiO₂/vacuum interface. Thus a reliable atomic model of the Si/SiO₂ interface obtained via geometry optimization of the total energy is now available[20]. The essential point is that the Si/SiO₂ interface contains approximately 5 regions containing crystalline Si (*c-Si*), amorphized Si (*a-Si*), suboxide layers, amorphized silicon dioxide (*a-SiO₂*), and crystalline *SiO₂*. These are indicated schematically below:

$$[001] (z \rightarrow) |c-Si|a-Si|suboxides|a-SiO_2|c-SiO_2| \quad (35)$$

The amorphous (or bond distorted) regions of *a-Si* do not have a “conduction band” and should be considered as the true insulator that separates the 2DES which resides at the interface between *c-Si* and *a-Si*. Let the location of this amorphization edge be at $z = z_a$. This edge can be defined to within a few atomic planes within the first-principles theoretical models. If we are dealing with a thick electron gas, then envelope-function methods for describing the form factor may be reasonable. Otherwise a more detailed atomic description involving Bloch functions is needed. In any case, if the electron gas is very thin, its growth-direction density profile may be considered to be $\delta(z - z_a)$. That is, crystalline *Si* and *a-Si* flank the two sides of the 2-D electron layer, with *a-Si* playing the role of the insulator. The valence bonds of the *a-Si* still form a quasi-random tetrahedral network, even though distorted, and hence the “background” dielectric constant of *a-Si* is essentially that of *Si*. That is, the effective dielectric constant:

$$\bar{\epsilon} = 0.5(\epsilon_{si} + \epsilon_{ins}) \quad (36)$$

often used for the 2DES in the MOSFET positioned at an abrupt *Si/SiO₂* interface should be reconsidered. The second formula of Ando et al. (see appendix of ref.[2]) for the conversion n to r_s , using a mean $\bar{\epsilon}$ of 7.7 is not recommended. Instead, the first formula of ref.[2], i.e.,

$$r_s/a^* = 1.751 \left[\frac{10^{12} \text{cm}^{-2}}{n_s} \right]^{1/2} \left[\frac{11.5}{\epsilon_{sc}} \right] \left[\frac{m}{0.19m_0} \right] \quad (37)$$

is clearly the one consistent with the first-principles atomic structure of the *Si/SiO₂* interface referred to above[20]. If we look at the *Si*-MOSFET literature, we find that the formula which uses the average dielectric constant of 7.7, appropriate for the abrupt *Si/SiO₂* interface has been used by a number of authors. These authors use a value of r_s increased by a factor of ~ 1.49 compared to what we recommend. Thus Pudalov et al.[23], and Okamoto et al.[24] have used the mean dielectric constant of 7.7 for their calculation of r_s . However, both these studies use the r_s parameter mainly as a plotting variable in the figures, and not for any many-body calculations. Hence a choice of r_s which differs from that used in our work by a factor of ~ 1.49 is immaterial. In the review article by Kravchenko and Sarachik[1], values of r_s are further modified by the experimentally obtained m^* to discuss the interactions in *Si* MOSFETS. Thus their r_s^* is not used in the sense used in standard many-body theory. Hawang and Das Sarma[25] have also examined *Si*-MOSFET resistivities, using an impurity-scattering calculation which requires defining the effective background dielectric constant. They point out that their results are qualitative. Their results would not be affected by the choice of either formula given by ref.[2], i.e, using $\bar{\epsilon} = 7.7$ or 11.5. Altshuler and Maslov[26] actually consider the implications of the suboxide layer and how this could play a significant role in the theory. However, they too point out that their effort is essentially to indicate a “mechanism” rather than a theory of the metal-insulator physics of *Si*-MOSFETS. Hence, once again, the results are too qualitative to make any difference. Similarly, the results of other workers [27] also do not discriminate sufficiently to make the choice of $\bar{\epsilon}$ a significant issue.

Another class of problems where the choice of the average dielectric constant is an issue is in calculating electric subband energies[2]. Although the eigenvalues of the Kohn-Sham equation are not to be considered as effective excitation energies, such an assumption is often made. The input dielectric constant (which decides the effective r_s) enters into the exchange-correlation functions as well as the Poisson potential used. Most calculations are in the high density regime, and it turns out that, given the uncertainties of the quantum-well potentials and other parameters, the results can be equally well explained by a range of values of the effective dielectric constant.

This situation becomes quite different when it comes to *quantitative* calculations for *low-density* MOSFETS, e.g., in the regime $n = 1 \times 10^{11}$ electrons/cm². Our CHNC calculations for m^* and g^* presented in ref.[3] clearly favour the first formula, Eq. 37 of Ando et al.[2] as the correct formula. This is also the formula that is consistent with the Car-Parrinello optimized atomic structure of the *Si/SiO₂* interface obtained from the calculations of Carrier et al.[20] and also of Pasquerello et al.[22]). We believe that the problem of the correct dielectric constant at the Si/SiO₂ interface has received little scrutiny within the 2-D electron community in the past because there was no analytic many-body theory capa-

ble of giving quantitative results for low-density electron systems. Also, it is interesting to note that if the second formula of Ando et al. were used instead of the first formula that we recommend, then the calculated *total* r_s is close to the $n/2$ value (per valley, $\sim 1.414r_s$) of r_s calculated by the first formula. This is consistent with the calculations that we advocate, at the Hartee-Fock level (i.e, at the single-electron level). This fact can also lead to some confusion in assessing the validity of numerical calculations.

The CHNC programs for electron gas calculations mentioned here and in ref. [7] may be accessed via the internet at the address given in Ref. [28].

V. CONCLUSION

We can derive the following conclusions from this study. The CHNC method applied to a four-component electron fluid gives results in very close agreement with

available Diffusion Monte Carlo calculations, without the use of any adjustable parameters specific to the 2-valley problem. The coupled-mode approach to constructing the 2-valley properties from 1-valley data is also fully confirmed. The calculation of the spin-susceptibility enhancement χ_s/χ_P from the second ζ - derivative of the spin dependent energy is found to be very sensitive to the energy difference between the polarized and unpolarized phases and to the form of the polarization dependence. Nevertheless, the coupled-mode form is very successful in capturing the required physics. Thus the QMC, the 2-valley CHNC, and the coupled-mode approach based on the 1-valley data provide three independent methods for the study of the strongly coupled 2DES in Si MOSFETS. The three method are found to be in excellent agreement. Finally, we note that the methods used in this paper can be used to study electron/hole bilayers which are separated by a physical distance d_L , the present work being for $d_L = 0$.

-
- [†] electronic mail address: chandre@babylon.phy.nrc.ca
 * François Perrot - NRC visiting scientist program.
- [1] S. V. Kravchenko and M. P. Sarachik, Rep. Prog.Phys. **67**, 1 (2004)
- [2] See T. Ando, B. Fowler, and F. Stern, Rev. Mod. Phys. **54**, 437 (1982)
- [3] M. W. C. Dharma-wardana, <http://xxx.lanl.gov/cond-mat/0307153>
- [4] A. A. Shashkin, M. Rashmi, S. Anissimova, and S. V. Kravchenko, V. T. Dolgoplov, T. M. Klapwijk, Phys. Rev. Lett. **91**, 46403 (2003)
- [5] J. Zhu, H. L. Stormer, L. N. Pfeiffer, K. W. Baldwin, and K. W. West, Phys. Rev. Lett. **90**,56805 (2003)
- [6] V. M. Pudalov, A. Punnoose, G. Brunthalef, A. Prinz, and G. Bauer, arXiv:cond-mat/0104347vi
- [7] François Perrot and M. W. C. Dharma-wardana, Phys. Rev. Lett. **87**, 206404 (2001)
- [8] N. Q. Khanh and H. Totsuji, Solid state Communications, *129*,37 (2004)
- [9] C. Bulutay and B. Tanatar, Phys. Reb. B **65**, 195116 (2002)
- [10] S. Conti and G. Senatore, Europhys. Lett. *36*, 695, (1996)
- [11] F. Rapisarda and G. Senatore, Aust. J. Phys. **49**, 161 (1996)
- [12] B. Tanatar and D. M. Ceperley, Phys. Rev. B **39**, 5005, (1989)
- [13] M. W. C. Dharma-wardana and F. Perrot, Phys. Rev. Lett. **84**, 959 (2000) François Perrot and M. W. C. Dharma-wardana, Phys. Rev. B, **62**, 14766 (2000)
- [14] M. W. C. Dharma-wardana and F. Perrot., Phys. Rev. Lett. **90**, 136601 (2003)
- [15] M. W. C. Dharma-wardana and F. Perrot, Phys. Rev. B, **66**, 14110 (2002)
- [16] e.g., G. E. Santoro and G. F. Giuliani, Phys. Rev. B **37**, 4813 (1988) Thus their “antisymmetric” G_- is $G_s - 1$ in our notation.
- [17] N. Iwamoto, Phys. Rev. A **30**, 3289 (1984)
- [18] P. Vashishta, P. Bhattacharya, and K. S. Singwi, Phys. Rev. B10, 5108 (1974), S. Ichimaru, S. Mitake, S. Tanaka, X-Z Yan, Phys. Rev. A **32**,1768 (1985)
- [19] C. Attacalite, S. Moroni, P. Gori-Giorgi, and G. B. Bachelet, Phys. Rev. Lett. **88**, 256601 (2002)
- [20] P. Carrier, L. Lewis, C. Dharma-wardana, Phys. Rev. B **65**, 165339 (2002); **64**, 195330 (2001)
- [21] Nacir Tit and M. W. C. Dharma-wardana, J. App. Phys., *186*, 387 (1999)
- [22] A. Pasquarello, M.S. Hybertsen, and R. Car, Appl. Surf. Sci. **104/105**, 317 (1996); A. Pasquarello, M.S. Hybertsen, and R. Car, Appl. Phys. Lett. **68**, 625 (1996).
- [23] V. M. Pudalov, M. E. Gershenson, H. Kojima, N. Butch, E. M. Dizhur, G. Brunthaler, A. Prinz, G. Bauer, Rev. Let., **88**, 196404 (2002)
- [24] T. Okamoto, K. Hosoya, S. Kawaji, and A. Yagi, Phys. Rev. Lett.,**82** (3875)
- [25] S. Das Sarma and E. H. Hwang, Phys. Rev. Lett., **83** 164
- [26] B. L. Altshuler and D. L. Maslov, Phys. Rev. Lett. **82** 145
- [27] A. Punnoose and A. M. Finkelstein, Phys. Rev. Lett.,**88**, 16802
- [28] <http://babylon.phy.nrc.ca/ims/qp/chandre/chnc>