

On the Charge Ordering Observed by Recent STM Experiments

Henry C. Fu^a, J.C. Davis^b and Dung-Hai Lee^{a,c}

(a) *Department of Physics, University of California at Berkeley, Berkeley, CA 94720, USA*

(b) *LASSP, Department of Physics, Cornell University, Ithaca, NY 14850 USA. and*

(c) *Material Science Division, Lawrence Berkeley National Laboratory, Berkeley, CA 94720, USA.*

(Dated: October 29, 2018)

We present a perspective on the recent discoveries of possible charge ordering in underdoped $Bi_2Sr_2CaCu_2O_{8+\delta}$ and $Na_xCa_{2-x}CuO_2Cl_2$ by high-resolution scanning tunnelling spectroscopy.

In an STM study of optimally doped $Bi_2Sr_2CaCu_2O_{8+\delta}$ (*Bi2212*) at finite applied magnetic field, Hoffman *et al* discovered that in the vicinity of vortex cores the STM tunnelling conductance exhibits a checkerboard spatial dependence[1], with Fourier peaks at $\mathbf{Q} = (\pm 2\pi/\lambda, 0), (0, \pm 2\pi/\lambda)$ and $\lambda \approx 4.3a$ (a is the lattice constant of the copper oxide plane). Subsequently Howald *et al* studied optimally doped *Bi2212* below T_c at zero field, and reported observation of a nondispersive, directionally asymmetric tunneling conductance with Fourier peaks at $\mathbf{Q} = (\pm 2\pi/\lambda, 0), (0, \pm 2\pi/\lambda)$ and $\lambda \approx 4a$ for low energies ($|V| < 25meV$)[2]. However this result was not confirmed by later experiments[3–5]. In Ref.[3–5] high resolution STM studies of near-optimally doped *Bi2212* below T_c revealed rich bias-dependent quasiperiodic modulations of the STM tunnelling conductance. This phenomenon was explained as the quantum interference of quasiparticle de Broglie waves[3, 4, 6]. Ref.[7] emphasized the deviation in the dispersion of the Fourier peaks in the (1, 0) and (0, 1) crystallographic directions from the simplest quasiparticle interference predictions.

In Ref.[5] Vershinin *et al* have also reported results for $T > T_c$. Interestingly, at low energies they observed bias-independent conductance modulations with Fourier peaks at $\mathbf{Q} = (\pm 2\pi/\lambda, 0), (0, \pm 2\pi/\lambda)$ and $\lambda \approx 4.7a$ [5].

Two very recent low temperature STM experiments on underdoped *Bi2212*[8] and $Na_xCa_{2-x}CuO_2Cl_2$ (*NaCCOC*)[9] reported bias independent quasiperiodic modulations of the local conductance over a wide range of energy. These modulations have Fourier peaks at $\mathbf{Q} = (\pm 2\pi/\lambda, 0), (0, \pm 2\pi/\lambda)$, with $\lambda \approx 4.5a$ for *Bi2212*, and $\lambda \approx 4a$ for *NaCCOC*. Inspection of the real space modulation patterns shows that they are *in phase* upon bias reversal[5, 8, 9]. Ref.[10] and Ref.[11] suggest that this bias symmetry contains vital information about the origin of these phenomena. Here we would like to point out that this symmetry could appear simply because the system is a doped Mott insulator. Indeed, doping a Mott insulator quite commonly transfers spectral weight (for both electrons and holes) proportional to the doping density from above the charge gap to low energy. As a result, when the doping density modulates in space, both the electron and hole spectral functions modulate with the same phase.

Despite the similarities between the phenomena re-

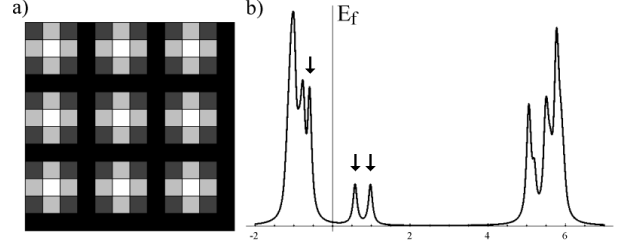


FIG. 1: a) Caricature of the observed spatial modulation in dI/dV in Ref.[9]. b) Spatially averaged spectral function of the hole crystal. The spectral peaks marked by arrows correspond to states whose wavefunction is peaked at the solitons.

ported in Ref.[8] and Ref.[9], the *Bi2212* and *NaCCOC* results are different in three important aspects. 1) The charge period for *Bi2212* is not an integral multiple of the underlying lattice constant, while that of *NaCCOC* is. 2) For *Bi2212* the $4.5a$ modulation appears in dI/dV spectrum only when $|V| \geq 65mV$, while in *NaCCOC* the signal appears right from zero bias. 3) For $|V| \leq 30mV$ *Bi2212* exhibits bias-dependent quasiparticle interference modulation[3], while such a signal is difficult to discern in *NaCCOC*. Due to these differences it is possible that the phenomenon observed in *NaCCOC* is due to true charge order, while that observed in *Bi2212* is due to a yet-uncondensed charge order[8, 9].

The above STM experiments constitute an important set of observations concerning the electronic structure of the cuprates. The purpose of this paper is to present our interpretation of the results in Ref.[1, 5, 8, 9].

For *NaCCOC*, the dI/dV modulation patterns consist of clearly visible 4×4 unit cells over a wide range of bias voltages [9] ($-150mV \leq V \leq 150mV$). A caricature of the real space pattern seen in Ref.[9] is shown in Fig.1a, where bright/dark marks regions of high/low differential conductance. In Ref.[9] it is proposed that this spatial structure is due to the formation of a Wigner crystal of doped holes. In the following we corroborate this proposal with a theoretical analysis.

We start from a very underdoped situation where $x = 1/16$. This is the ideal doping density for a 4×4 unit cell hole crystal[12]. We interpret the bright region in each unit cell as having a high hole density (from a single hole delocalized in that region), and the dark re-

gion as having a low hole density. In the literature it has been proposed that doping a Mott insulator creates solitons (or spin bags/composite quasiparticles)[13–15]. We believe that the above bright and dark regions reveal the internal structure of each soliton. Recently Chen *et al* proposed that at commensurate doping densities a Wigner crystal of *hole pairs* can form[16]. We believe that due to Coulomb repulsion such a state is energetically unstable. Moreover, even with a strong short-ranged attractive interaction to overcome the Coulomb interaction, we would expect segregation into hole-rich and hole-poor regions rather than crystallization of hole pairs.

To demonstrate the possibility of a soliton crystal we perform a variational study of the usual Hubbard model with Coulomb and nearest neighbor exchange interactions added[17],

$$H = H_{Hubbard} + \sum_{(i,j)} V_{ij} n_i n_j + J \sum_{\langle ij \rangle} \mathbf{S}_i \cdot \mathbf{S}_j. \quad (1)$$

The variational ansatz we use is the most general Slater determinant which allows spatially inhomogeneous charge density, spin density, bond-current density, and superconducting pairing. Technically this is equivalent to factorizing the four-fermion terms in Eq. (1) into all possible quadratic combinations, and then solving the resulting quadratic Hamiltonian self-consistently. The following results are obtained numerically for an 8×8 lattice with four holes and periodic boundary conditions.

It is quite encouraging that such a calculation does indeed yield a crystalline arrangement of the doped holes for a reasonable choice of parameters ($t = -0.3eV, U = 6eV, J = 0.3eV, V_c = 0.3eV$, where V_c is the repulsion energy two holes experience at the nearest neighbor distance)[18]. We have checked that as long as the Coulomb interaction exists, the stability of the soliton crystal is not affected by moderate modification of the above parameters. In all the cases we have studied the superconducting pairing and orbital current order are both absent when the holes crystallize. On the contrary we find that a non-zero antiferromagnetic order coexists with the hole crystal.

In Fig.1b we show the spatially averaged spectral function. The spectral peaks marked by arrows correspond to states whose wavefunctions are peaked at the soliton positions shown by the hole density (Fig.2a). The norm-squared wavefunctions of these states is reflected in the spatial variation of the local spectral function within $\pm 150meV$ of the Fermi level, as shown in Fig.2b. Although the detailed distribution of the spectral weight within the unit cell differs for the positive and negative bias, the gross structure (i.e. the fact that the overall spectral weight peaks near the soliton) is the same. In that regard the spatial structure is similar to that observed in Ref.[9]. Contrary to experiment, in our calculation the dark region basically has the LDOS spectrum

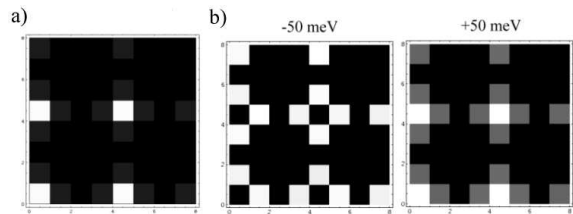


FIG. 2: a)Hole density distribution of the hole crystal. b)Spatial modulation of the local spectral function. The images shown here are typical for $-150meV \leq E \leq 150meV$. Although the detailed distribution of the spectral weight within the unit cell differs for the positive and negative bias, the gross structure (i.e. the fact that the overall spectral weight peaks near the soliton) is the same.

of the undoped insulator. We attribute the $150meV$ peak in the dark region seen in Ref.[9] to the extra holes running on top of the Wigner crystal background which are absent in our calculation.

We also note that when a soliton is produced on a Neel background, its location (on the A or B sublattice of the antiferromagnetic order) depends on the spin of the removed electron. For example, if removing a spin up electron produces a soliton on the A sublattice, then removing a spin down electron will produce a soliton on the B sublattice. Moreover, our calculation shows that after removing an electron of a given spin, an electron of the opposite spin is always deeply bound to the soliton. This result is consistent with the notion that a soliton is a composite particle of a charged void and a spin[14].

A weakness of the above variational study is that it underestimates the quantum fluctuation of spins. To study the internal structure of each soliton more carefully, we diagonalize the t-J model on a 4×4 plaquette with periodic boundary conditions. The Hamiltonian we use for this study is

$$H = \sum_{\langle ij \rangle} -t P_i (c_{i\sigma}^\dagger c_{j\sigma} + h.c.) P_j + J (\mathbf{S}_i \cdot \mathbf{S}_j - \frac{1}{4} n_i n_j). \quad (2)$$

In the following we choose $t = 0.3eV, J = 0.1eV$. Motivated by the experimental findings we restrict the hole to a 3×3 plaquette in the unit cell. We compute the low-energy positive-bias[19] electron spectral function

$$A(\mathbf{x}, \omega) = \sum_{\alpha\sigma} \delta(\omega - E_\alpha^{0h} + E_0^{1h} + \mu) | \langle \Psi_\alpha^{0h} | c_{\mathbf{x}\sigma}^\dagger | \Psi_0^{1h} \rangle |^2 \quad (3)$$

Here μ is the chemical potential, $|\Psi_0^{1h}\rangle$ is the one-hole ground state with energy E_0^{1h} , and $|\Psi_\alpha^{0h}\rangle$ are the eigenstates of the half-filled system, with energy E_α at most $2J$ above the half-filled ground state[20]. Fig.3 shows the hole density and $A(\mathbf{x}, \omega)$ at the three inequivalent sites of the central 3×3 plaquette. The hole density displays a similar spatial structure to that seen in the

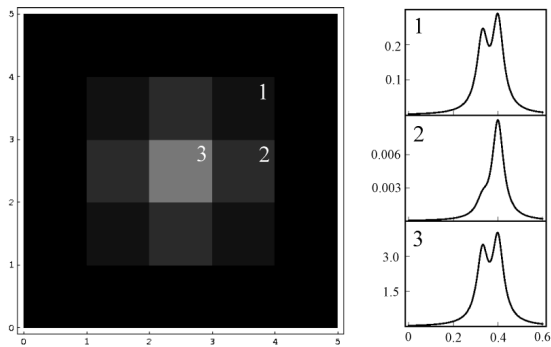


FIG. 3: Hole distribution and positive bias local spectral function. The center of each plaquette is a Cu lattice site. The seven boundary sites of the 4×4 unit cell are replicated using periodic boundary conditions. The zero of the horizontal axis can be shifted by the chemical potential μ (here $\mu = 0$).

Hubbard model calculation. The tunnelling spectrum at the brightest site (i.e. site 3) exhibits two peaks. To understand these two peaks we note that in a 4×4 system the one-hole ground state is a spin doublet. The unpaired spin $1/2$ is meant to mimic the dangling spin in the soliton. After the tunnelling process the spin from the added electron can form a singlet or a triplet with the original soliton spin. The lower (higher) peak corresponds to the lowest energy spin doublet \rightarrow spin singlet (triplet) transitions. The peaks seen in Fig.3 are similar to those observed in the bright region of the 4×4 unit cell in Ref.[9]. (Because we constrained the hole to the central 3×3 region, we cannot address the $150meV$ peak observed in the dark region of the 4×4 unit cell.)

In the above discussions we have concentrated on doping density $x = 1/16$, where the system is a charge insulator. The actual doping density in the sample studied in Ref.[9] is likely to be higher[21]. We assert that when x deviates from $1/16$ the extra holes are delocalized on top of the Wigner crystal background. These mobile holes metalize the system, and at low enough temperatures such a metal can become a superconductor. When that happens the Wigner crystal order coexists with superconductivity. Clearly an important question is the range of stability (in doping) of the Wigner crystal. Currently we do not have an explicit answer to this question. However, we emphasize that in answering this question the effects of lattice pinning (including the effect of periodic potential as well as elastic lattice relaxation) are extremely important. We propose that the 4×4 unit cell Wigner crystal with extra mobile holes is adiabatically connected to the system with partially gapped Fermi surface near the antinodes discussed later in this paper[22].

In the following we interpret the STM results for $Bi2212$ [1, 3, 5, 8]. It is widely accepted that at optimal doping and lowest energies the only important elementary excitations are nodal quasiparticles. (The phase fluctuations are gapped due to the 3D Coulomb inter-

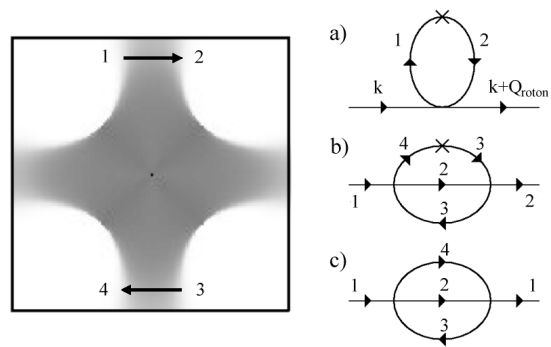


FIG. 4: The non-linear processes by which a quasiparticle is scattered by the Friedel oscillation set up by an impurity.

action.) As the excitation energy increases, antinodal quasiparticles and vortex-antivortex excitations join the list. The smallest vortex-antivortex pair is a roton, which appears as a (damped) pole of the dynamic density-density correlation function. Because the signatures of charge ordering at wavevectors $\mathbf{Q} \approx (\pm\pi/\lambda, 0), (0, \pm\pi/\lambda)$ are observed in the underdoped regime, we assert that there exist four discrete roton minima at wavevectors $\mathbf{Q}_{roton} \approx (\pm\pi/\lambda, 0), (0, \pm\pi/\lambda)$. These roton minima enhance the DC charge susceptibility at \mathbf{Q}_{roton} . We believe that this enhancement is due to the particle-hole scattering across the nearly nested Fermi surface in the antinodal region (with nesting wavevector $\mathbf{Q}_{nesting}$, see the left panel of Fig.4), so that $\mathbf{Q}_{roton} \approx \mathbf{Q}_{nesting}$.

Due to this enhancement, Friedel-like modulations in the electron density at \mathbf{Q}_{roton} are induced by disorder. These modulations can in turn scatter the quasiparticles and give rise to enhanced quasiparticle interference modulations at wavevector \mathbf{Q}_{roton} . The lowest order such process is illustrated in Fig.4a[6, 7, 10, 23]. We believe that the bias-independent local conductance modulations in Ref.[1, 5] of optimally doped $Bi2212$ are due to the scattering described above.

In addition to Fig.4a the process depicted in Fig.4b can also scatter quasiparticles with momentum transfer $\mathbf{Q}_{nesting}$. This process is resonantly enhanced if the quasiparticle energy is greater than the excitation energy of the roton[24]. Given the fact that the $\lambda \approx 4.5a$ modulation phenomenon in Ref.[8] appears for $|V| > 65mV$, we think it quite likely it is due to the scattering process shown in Fig.4b. Finally, as pointed out by Zhou *et al*[25], the process shown in Fig.4c (without impurity involvement) can be very effective in destroying the coherence of antinodal quasiparticle excitations in ARPES studies[26].

As a function of decreasing x the roton minima deepen. When these minima touch zero, roton condensation occurs. This marks the onset of charge order. In an isotropic superfluid such as 4He the onset of crystallization coincides with the loss of superfluidity. However,

in a system like the *NaCCOC* where the charge order is commensurate with the underlying crystalline lattice, interstitial/vacancy superconductivity can coexist with Wigner crystal order due to lattice pinning effects. In such a coexistence phase, the antinodal quasiparticles are strongly scattered by $\mathbf{Q}_{\text{roton}}$, hence a gap can open up in the antinodal region. However since $\mathbf{Q}_{\text{roton}}$ does not connect the nodes the nodal quasiparticles can remain gapless if the potential from charge order is not too strong. Under these conditions the nodal quasiparticle peak can survive in the ARPES spectra[27]. Upon further decreasing x superconductivity eventually goes away. The loss of superconductivity is triggered by the Bose condensation of *single* vortices. With single vortices condensed all doped holes localize and the system becomes an insulator. After localization of holes the antiferromagnetic order is presumably restored. Because a real system has disorder, the Wigner crystal order discussed above can only have finite-range correlations due to the Imry-Ma physics.

Is the charge ordering discussed here and in Ref.[5, 8, 9] responsible for the opening of the pseudogap? As has been pointed out in Ref.[8] this crucially depends the relation between the charge freezing (crossover) temperature T_{charge} and the pseudogap temperature T^* . If $T_{\text{charge}} = T^*$ a strong argument can be made that the charge order actually drives the pseudogap formation. However, in our opinion it is likely that the pseudogap is caused by a different mechanism (e.g. spin singlet formation), and $T_{\text{charge}} < T^*$.

Finally, we note that like stripes[28], the hole crystal discussed in this paper represents yet another form of charge order. We do not have much to say about how the system chooses one form or the other. What is important is that the cuprates seem to have a tendency to form some type of charge order. Whether these charge orders have anything to do with pairing is entirely unclear to us.

Acknowledgements: JCD and DHL would like to thank T.Hanaguri, J.E. Hoffman, E. Hudson, K. Lang, C. Lupien, K. McElroy, and R.Simmonds for numerous discussions. We thank A. Yazdani for valuable discussions and sharing his unpublished data with us. We also thank A. Lanzara, G.-H. Gweon, S.A. Kivelson, P.A. Lee, A. Seidel, Z.-X. Shen, and X.-J. Zhou for valuable discussions. DHL is supported by DOE grant DE-AC03-76SF00098. HF thanks Z. Hussain of the Advanced Light Source for support.

[1] J.E. Hoffman, *et al*, Science **295**,466 (2002).

[2] C. Howald *et al*, Phys. Rev. B **67**, 014533 (2003).

- [3] J. E. Hoffman, *et al*. Science 297, 1148 (2002).
- [4] K. McElroy, *et al* Nature 422, 520 (2003).
- [5] M. Vershinin *et al*, 10.1126/science.1093384 (Science Express Reports), February 12, 2004.
- [6] Q. Wang and D.-H. Lee, Phys. Rev. B **67**, 020511 (2003).
- [7] S.A. Kivelson *et al*, Rev. Mod. Phys. **75** 1201 (2003).
- [8] K. McElroy *et al*, to be published.
- [9] T. Hanaguri *et al*, submitted to Nature.
- [10] D. Podolsky, E. Demler, K. Damle and B.I. Halperin, Phys. Rev. B **67** 94514 (2003).
- [11] H.-D. Chen *et al*, cond-mat/0402323.
- [12] F. Zhou *et al*, Supercond. Sci. Technol. **16**, L7 (2003) proposes that cuprates may be charge ordered at commensurate doping densities.
- [13] J.R. Schrieffer, X.-G. Wen, S.-C.Zhang, Phys. Rev. Lett. **60** 944 (1988).
- [14] P Beran *et al* Nucl. Phys. B, **473**, 707 (1996); R.B. Laughlin, Phys. Rev. Lett. **79**, 1726 (1997).
- [15] J. Gan, D-H Lee, P. Hedegård, Phys. Rev. B **54**, 7737 (1996).
- [16] H.-D. Chen *et al*, Phys. Rev. Let. **89**, 137004(2002); H-D. Chen *et al*, cond-mat/0312660.
- [17] We add the exchange term because without it the variational study precludes superconducting pairing.
- [18] Our choice of J here is bigger than the widely accepted value $J \approx 0.1eV$ in t-J model studies. This is because in the Hubbard model double occupancy is allowed. The extra charge fluctuation suppresses the effect of J .
- [19] We focus on the positive bias because experimentally the local spectrum is basically featureless for negative bias.
- [20] To make the computation tractable, we first diagonalize the central 3×3 plaquette and then hybridize its lowest energy states with the remaining spin sector of the 4×4 system. In the one-hole(half-filled) sector we hybridize eigenstates of the 3×3 plaquette which have energies within $1.3J(2.1J)$ of the ground state. For this reason, in Eq. (3) we only sum over eigenstates of the half-filled 4×4 lattice with energy $E_{\alpha}^{0h} < E_0^{0h} + 2J$, where E_0^{0h} is the ground state energy of the half-filled 4×4 lattice. For $\omega + \mu < 0.6$, the spectral function is not affected by changing the number of hybridized 3×3 plaquette states.
- [21] The hole density is not precisely known because the sample surface doping may deviate from that in the bulk.
- [22] The existence of metallic charge density wave systems with partially gapped Fermi surface was emphasized to us by Z.-X. Shen.
- [23] L. Capriotti, D. J. Scalapino and R. D. Sedgewick. (available at <http://xxx.lanl.gov/abs/cond-mat/0302563>).
- [24] A similar scattering mechanism has been pointed out by A. Polkovnikov *et al*, Physica C, **19**, **388-389**, (2003).
- [25] X.-J. Zhou *et al* to appear in Phys. Rev. Lett.
- [26] A. Damascelli, Z. Hussain, Z-X, Shen, Rev. Mod. Phys. **75**, 473 (2003) and references therein.
- [27] Y. Kohsaka *et al*, J. Phys. Soc. Jpn, **72** 1018 (2003); F.Ronning *et al*, Phys. Rev. B **67**, 165101 (2003).
- [28] J.M. Tranquada *et al* Nature **375**, 561 (1995); J. Zaanen, O. Gunnarson Phys. Rev. B. **40**, 7391 (1989); V.J. Emery, S.A. Kivelson Physica C **209**, 597 (1993).