

Role of shuffles and atomic disorder in Ni-Mn-Ga

A. T. Zayak* and P. Entel

Institute of Physics, University Duisburg-Essen, 47048 Duisburg, Germany

(Dated: July 11, 2018)

We report results of *ab-initio* calculations of the ferromagnetic Heusler alloy Ni-Mn-Ga. Particular emphasis is placed on the stability of the low temperature tetragonal structure with $c/a = 0.94$. This structure cannot be derived from the parent L2₁ structure by a simple homogeneous strain associated with the soft elastic constant C' . In order to stabilise the tetragonal phase, one has to take into account shuffles of atoms, which form a wave-like pattern of atomic displacements with a well defined period (modulation). While the modulation is related to the soft acoustic [110]-TA₂ phonon mode observed in Ni₂MnGa, we obtain additional atomic shuffles, which are related to acoustic-optical coupling of the phonons in Ni₂MnGa. In addition, we have simulated an off-stoichiometric systems, in which 25 % of Mn atoms are replaced by Ni. The energy of this structure also exhibits a local minimum at $c/a = 0.94$. This allows us to conclude that both shuffles and atomic disorder stabilize the $c/a = 0.94$ structure. In both cases the stability seems to be associated with a dip in the minority-spin density of states (DOS) at the Fermi level, being related to the formation of hybrid states of Ni-*d* and Ga-*p* minority-spin orbitals.

Keywords: Ni-Mn-Ga alloys, martensitic phase, modulated structure

(Accepted for Materials Science and Engineering A)

Ni-Mn-Ga alloys (close to stoichiometric Ni₂MnGa) are known to exhibit unique magneto-elastic properties. They are ferromagnetic at room temperature ($T_C \sim 380$ K), and undergo (including the precursor) a two-step martensitic transformation for $T_M < T_C$ ($T_M \sim 200$ K) [1]. In the martensitic state of Ni-Mn-Ga the structure consists of differently oriented martensitic domains (twin variants), which are also magnetic domains. This makes the martensitic structure of Ni-Mn-Ga sensible to an external magnetic field, which can induce a redistribution of the martensitic domains in the sample. Those domains with easy magnetic axes are along the field will gain in energy on cost of the domains with less favourable orientation of the magnetisation. Alignment of twin variants by the motion of twin boundaries can result in large macroscopic strain up to 6 % [2, 3].

This effect is used in the magnetic-shape-memory (MSM) technology [4]. The MSM technology is based on the magnetic field induced redistribution of martensitic domains in the sample. From a technological point of view, Ni-Mn-Ga is more promising than other materials being presently in commercial use, for example, the well-known material Tb-Dy-Fe (Terfenol-D) which exhibits magnetostrictive strains of about 0.1 %. Design of new efficient MSM magneto-mechanical actuator devices is in progress [5].

In this work we discuss the stability of different structures inside a single martensitic variant of Ni-Mn-Ga. From experimental studies we know that these alloys can form at least three different phases in the martensitic state [6]. Depending mostly on composition, crystals can be found in the modulated tetragonal structure with $c/a = 0.94$ known as 5M or 10M, the orthorhombic modulated structure 7M, or the tetragonal structure

with $c/a \approx 1.2$. Sometimes, the modulated structures are also denoted by 5R and 7R [7].

The central question concerns the nature of the modulation in the 5M and 7M structures, which has often not often taken into account in theoretical investigations [8-10]. However, the modulation plays a basic role in Ni₂MnGa, as shown by recent first-principles calculations [11]. In the literature, it is argued that the reason for the modulation arises from specific nesting properties of the Fermi surface in Ni₂MnGa, which in turn, causes softening of the acoustic [110]-TA₂ phonon mode [12].

In the previous study [11] of the stability of the 5M structure, we have drawn attention to specific changes in the DOS, namely a dip, which develops in the minority-spin density of states (DOS) at the Fermi level, being related to the Fermi surface geometry [13]. Analysis of the partial contributions to the DOS shows that this dip is formed by Ni-*d*_↓ and Ga-*p*_↓ electrons. Hence, there is a strong evidence that the formation of alike hybrid states might contribute to the stability of the modulated structures. In addition to the shuffles leading to the modulation, atomic disorder and non-collinearity of magnetic moments were proposed as possible factors being also responsible for the structural stability of the modulated phases in Ni-Mn-Ga.

In this work, we discuss properties of the modulated 5M structure with new features which have been obtained in recent calculations. In addition, we consider an off-stoichiometric composition of Ni-Mn-Ga with excess Ni replacing Mn atoms. For the total energy calculation we use the Vienna *Ab-initio* Simulation Package (VASP) [14,15] and the implemented projector-augmented wave formalism (PAW) [16]. The electronic exchange and correlations are treated by the generalised gradient approx-

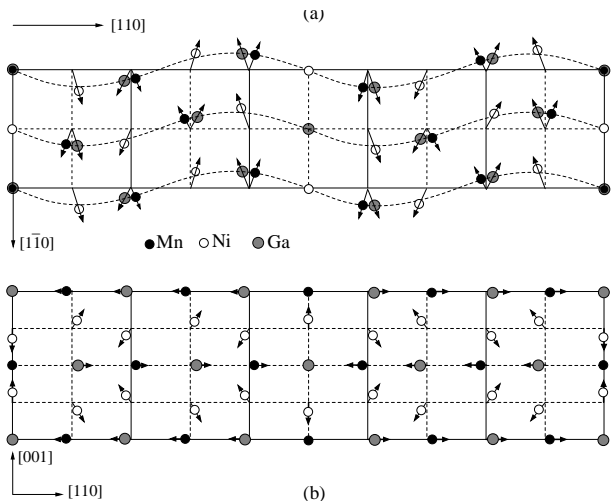


FIG. 1: Modulated martensitic structure of Ni_2MnGa (5M) shown schematically: (a) projection of the 5M structure on the (001) plane (top view) and (b) projection of the 5M structure on the $(1\bar{1}0)$ plane (side view). Filled, open and gray dots show the positions of Mn, Ni and Ga, respectively. In addition to the modulation, which moves the atoms along the $[1\bar{1}0]$ direction only, there is a tiny shuffling of the atoms of the order of 0.001 \AA ($\sim 1\%$ of the modulation amplitude), which moves the atoms in $[001]$ and $[110]$ directions. The extremely small displacements of atoms have been enlarged in the figure for clearness.

imation (GGA). The $3d$ electrons of Ga have been included as valence states.

In order to simulate the 5M structure, we used a supercell, which resembles the five-layered structure obtained by V. V. Martynov and V. V. Kokorin in experiment [6]. The supercell consists of five tetragonal unit cells of Ni_2MnGa , similar to those used in Ref. [9]. This allows us to incorporate the full period of the 5M modulation in the supercell [11]. The basal plane is spanned by $[1\bar{1}0]$ and $[001]$ of the $L2_1$ structure with the modulation along $[110]$. Altogether we use ten atomic planes perpendicular to $[110]$ in order to form the supercell. The modulation is generated by displacing these atomic planes along $[110]$ direction. By this construction, two full five-layered periods fit into the supercell. The initial magnitudes of the atomic displacements were chosen according to the 5M structure of Ref. [11], for the Ni-plane equal to 0.324 \AA and for the Ga-Mn-plane equal to 0.292 \AA .

This supercell has an orthorhombic symmetry with lattice parameters $a \approx 4.17 \text{ \AA}$, $b \approx 20.73 \text{ \AA}$, $c \approx 5.633 \text{ \AA}$, yielding a tetragonality ratio of $c/a \approx 0.955$, i.e., we take exactly the structure which was obtained theoretically in Ref. [11]. In the calculations we allowed for relaxation of the structure by changes of the volume, cell shape and atomic positions. The plane-wave cutoff energy was equal to 241.6 eV and the k-points were generated using the Monkhorst-Pack method with a grid of $10 \times 2 \times 8$ points in the full Brillouin zone for the long orthorhombic supercell. Actually, all parameters of the calculations are

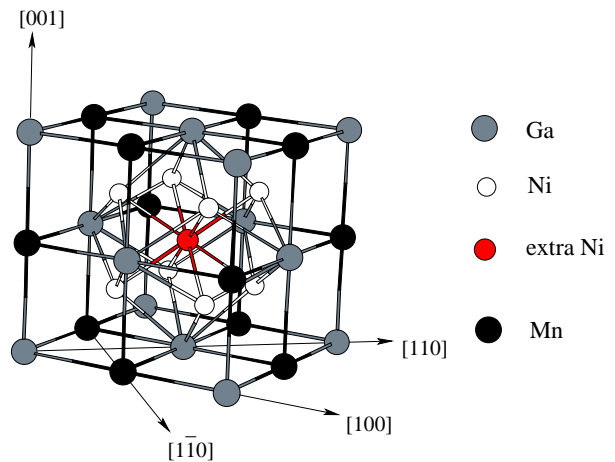


FIG. 2: Off-stoichiometric supercell of $\text{Ni}_{2+x}\text{Mn}_{1-x}\text{Ga}$ for $x = 0.25$ created by replacing Mn by an Ni atom in one of the 16 positions of the $L2_1$ structure.

the same as used in our previous calculations [11], except for the k-points mesh.

The structure obtained after relaxation is shown in Fig. 1a and b. As in the model for the 5M structure in Ref. [6,11], the modulation has form of a static wave with polarization (the direction in which the atoms move) along $[1\bar{1}0]$, which is perpendicular to the propagation direction $[110]$. All atoms move with the same phase that agrees with the acoustic mode [12,17]. However, a careful analysis shows that the shuffling of the atoms in Ni_2MnGa consists of two different contributions, being a superposition of them. The first one is the *modulation* which is wave-like. While the second one is different in the sense that it is not a wave. We call these additional shuffles *tetrahedral distortions*, similar to those considered by Harrison for tetrahedrally coordinated solids having the symmetry of diamond or zincblende [18]. According to Harrison, radial and angular distortions of tetrahedral structures stand for this motion of the atoms. In case of Ni_2MnGa each Ni atom is surrounded by two tetrahedra formed by Ga and Mn, respectively. Note that amplitudes of the tetrahedral distortions are of the order of 0.001 \AA which is $\sim 1\%$ of the modulation amplitude.

We would like to draw attention to some features related to the tetrahedral distortions. In the (001) plane, Fig. 1a, the Ga and Ni atoms move closer to each other, while the Mn atoms move towards the free space left by the Ni atoms. Also, the plane $(1\bar{1}0)$ in Fig. 1(b) shows couples of Ni atoms moving closer to their nearest Ga atom, while the nearest to them Mn atom is pushed out. Thus, each atom of Ga tends to couple with two Ni atoms, which will contribute to the hybridization of the Ga- p and Ni- d orbitals as discussed above. We stress that the modulation and the tetrahedral distortions must be considered separately from each other. The first one is related to the soft acoustic $[110]$ - TA_2 phonon mode, while the second one is connected with the coupling of

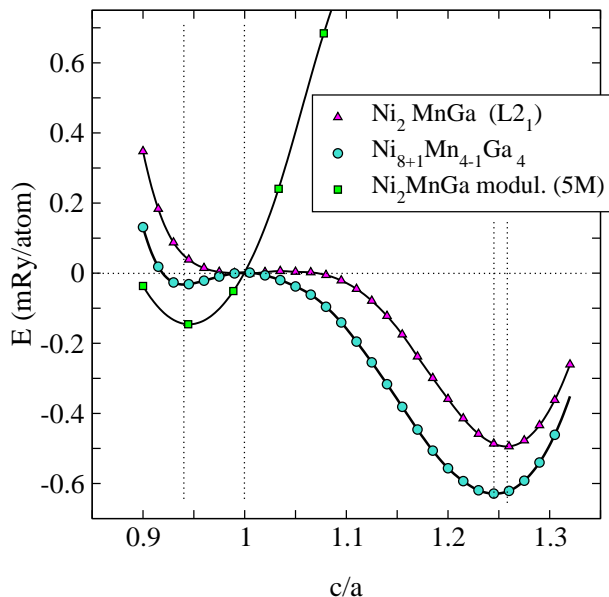


FIG. 3: The relative change of the total energy of Ni-Mn-Ga as a function of c/a for the three different cases: cubic Ni_2MnGa structure, modulated 5M structure and off-stoichiometric case defined by $\text{Ni}_{8+1}\text{Mn}_{4-1}\text{Ga}_4$.

acoustic phonon modes $[110]\text{-TA}_1$ and LA with optical modes derived mostly from the Ni atoms, as it was discussed in Ref. [17].

As a matter of fact, most experimental studies concentrate on off-stoichiometric compositions of Ni-Mn-Ga, while theoretical studies are mostly done for the stoichiometric structure Ni_2MnGa . Hence, theoretical investigations for off-stoichiometric compositions are urgently needed. The results obtained so far allow to discuss importance of the Ni-Ga interaction in Ni-Mn-Ga, showing that the stability of the modulated shuffles benefits from this coupling (and the locally broken symmetry). The modulation facilitates the formation of hybrid Ga- p states with other atoms, which is less favourable in a perfectly symmetric environment, where Ga “cannot choose” neighbours to couple (the shuffles of atoms remove this degeneracy allowing for a lower energy of the system).

The question now is whether the modulated shuffles are the only way to remove the perfect order. This could also be done by doping the structure by local defects. Planning to check this we have simulated off-stoichiometric Ni-Mn-Ga structures. In order to simulate an off-stoichiometric composition, a cubic supercell of 16 atoms is used in the calculations. The corresponding structure with a composition formula $\text{Ni}_{8+1}\text{Mn}_{4-1}\text{Ga}_4$ is shown in Fig. 2. An extra atom of Ni is placed into a Mn position (central atom in Fig. 2). The supercell has been optimized, first, with respect to the atomic positions and the volume. The $c/a = 1$ ratio was kept constant at this stage of the calculations. After the relaxation, the optimal volume became smaller (192.51 \AA^3) compared to the sto-

ichiometric structure (195.79 \AA^3) by about 1.6%. The atomic positions have changed as well, but only for the Ni atoms. The positions of Mn, Ga and the extra-Ni remained unchanged, which is not physical, but is due to the choice of the supercell and the periodic boundary conditions used for the calculations. One would need to simulate a bigger supercell for a more sophisticated treatment of the defects in Ni-Mn-Ga. In Fig. 2 the extra-Ni is shown in the center connected by bonds to its eight nearest Ni neighbours. The relaxation has led to considerable displacements of all eight Ni atoms towards the extra-Ni along the bonds, while the rest of the structure remains unchanged. The magnetic moments remained ferromagnetically aligned. Although, the extra-Ni has got a smaller magnetic moment ($0.24 \mu_B$) compared to the regular Ni atoms ($\approx 0.35 \mu_B$).

This relaxed cubic structure is now used to study the impact of a tetragonal deformation. Fig. 3 shows the dependence of the total energy on the c/a ratio for the three cases: the perfect stoichiometric Ni_2MnGa structure, the 5M structure, and the off-stoichiometric structure defined by $\text{Ni}_{8+1}\text{Mn}_{4-1}\text{Ga}_4$. It turns out that the total energy curve for the case of the off-stoichiometry has a minimum at $c/a = 0.94$, exactly the value as for the 5M structure, and in the experimental investigations. This shows that both modulation and disorder are responsible for the stable tetragonal structure with $c/a = 0.94$.

Fig. 4 presents the total electronic density of states for the off-stoichiometric case (structure shown in Fig. 2). The DOS is shown for: the cubic structure with $c/a = 1$ and the tetragonal structure with $c/a = 0.94$. Important is here the dip in the minority-spin density of states right at the Fermi level. The dip is present for both cases, but stronger developed for the more stable tetragonal structure. The analysis of the partial DOS shows again that the two peaks, responsible for the dip, originate from the Ni- d and Ga- p orbitals (the effect is similar to the results obtained for the 5M structure in Ref. [11]).

In summary, we have presented computational results for the modulated 5M structure of Ni_2MnGa . We find that shuffles in Ni_2MnGa involve two different effects, which contribute to the pattern of the atomic displacements. The first and the stronger contribution, called modulation, arises from the soft acoustic $[110]\text{-TA}_2$ phonon mode, which is observed in the phonon spectrum of Ni_2MnGa . The second effect, referred in our work as tetrahedral distortions, yields small (as compared to the modulation) atomic displacements and results from the coupling between the acoustic $[110]\text{-TA}_1$ and LA with corresponding low-energy optical modes of Ni. The calculations for the off-stoichiometric $\text{Ni}_{8+1}\text{Mn}_{4-1}\text{Ga}_4$ supercell yield a local minimum of the total energy at $c/a = 0.94$, which is the “natural” tetragonality ratio for the Ni-Mn-Ga at low temperatures. The same tetragonality ratio can be obtained in the calculations when taking modulation (5M structure) into account. Similar to the case of the 5M structure, the stability of the

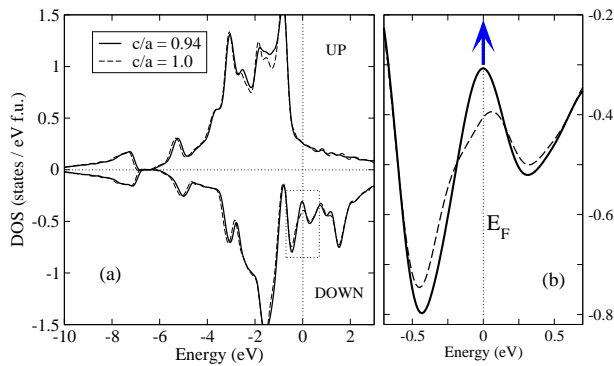


FIG. 4: Electronic density of states of the off-stoichiometric alloy $\text{Ni}_{2+x}\text{Mn}_{1-x}\text{Ga}$ with $x = 0.25$ for the two cases: unstable $c/a = 1$ and metastable $c/a = 0.94$. (a) Total DOS for the cell with 16 atoms. (b) Enlargement of the total DOS which shows closer the dip in the minority spin density of states. Analysis of the partial density of states shows that the states which form the dip are derived from the Ni- d and Ga- p orbitals.

$c/a = 0.94$ ratio is related to a dip in the minority-spin electron density of states which develops from hybridizing Ni- d and Ga- p states right at the Fermi level, stabilizing the tetragonal variant with $c/a = 0.94$. In other words, the tetragonal structure becomes stable due to the covalent interaction of Ni and Ga atoms via the p-d hybrid electronic orbitals, the importance of which for the Heusler alloys have been discussed by Kübler *et al.* [19]. But we emphasize the role of the local symmetry loss which facilitates the formation of the p-d hybrid states. In future work we will perform calculations using the GGA+U method. This will split apart the bonding and anti-bonding states around the Fermi level, which will further deepen the dip discussed above. We expect that the resulting total energy will correspond then to the 5M structure as the ground state.

Acknowledgements

This work has been supported by the Graduate School “Structure and Dynamics of Heterogeneous Systems” of the Deutsche Forschungsgemeinschaft (DFG). We thank Dr. A. Postnikov, Dr. A. Ayuela and Dr. J. Enkovaara for valuable discussions.

References

- [1] P. J. Webster, K. R. A. Ziebeck, S. L. Town, and M. S. Peak, *Phil. Mag.* **49** (1984) 295
- [2] R.C. O’Handley, *J. Appl. Phys.* **83** (1998) 3263
- [3] R. C. O’Handley, S. J. Murray, M. Marioni, H. Nembach, and S. M. Allen, *J. Appl. Phys.* **87** (2000) 4712
- [4] K. Ullakko, J. K. Huang, C. Kantner, R. C. O’Handley, and V. V. Kokorin, *Appl. Phys. Lett.* **69** (1996) 1966
- [5] I. Aaltio and K. Ullakko, Proceedings of the 7th International Conference on New Actuators, ACTUATOR 2000, Bremen Germany, June 2000, p.45
- [6] V. V. Martynov and V. V. Kokorin, *J. Phys.* III (France) **2** (1992) 739
- [7] Lluís Manosa, Antoni Planes, J. Zarestky, T. Lo-grasso, D.L. Schlagel and C. Stassis, *Phys. Rev. B* **64** (2001) 024305
- [8] V. V. Godlevsky and K. M. Rabe, *Phys. Rev. B* **63** (2001) 134407
- [9] A. Ayuela, J. Enkovaara, K. Ullakko, and R. M. Nieminen, *J. Phys.: Condens. Matter* **11** (1999) 2017
- [10] A. T. Zayak, P. Entel, and J. Hafner, *J. Phys.*IV (France): International conference on martensitic transformations ICOMAT’02, 2003, to appear
- [11] A. T. Zayak, P. Entel, J. Enkovaara, A. Ayuela, and R. M. Nieminen, *J. Phys.: Condens. Matter* **15** (2003) 159
- [12] A. Zheludev, S. M. Shapiro, P. Wochner, and L. E. Tanner, *Phys. Rev. B* **54** (1996) 15045
- [13] Yongbin Lee, Joo Yull Rhee, and B. N. Harmon, *Phys. Rev. B* **66** (2002) 054424
- [14] G. Kresse and J. Furthmüller, *Phys. Rev. B* **54** (1996) 11169
- [15] G. Kresse and D. Joubert, *Phys. Rev. B* **59** (1999) 1758
- [16] Peter Blöchl, *Phys. Rev. B* **50** (1994) 17953
- [17] A. T. Zayak, P. Entel, J. Enkovaara, A. Ayuela, and R. M. Nieminen, *cond-mat/0304315* (2003)
- [18] W. A. Harrison, *Electronic Structure and the Properties of Solids: The Physics of the Chemical Bond*, W. H. Freeman and Company, San Francisco, 1980, pp. 185-192.
- [19] J. Kübler, A. R. Williams, C. B. Sommers, *Phys. Rev. B* **28** (1983) 1745.

* Electronic address: alexei@thp.uni-duisburg.de