

Co-operative density wave and giant spin gap in the quarter-filled zigzag ladder

R.T. Clay¹ and S. Mazumdar²

¹*Department of Physics and Astronomy and ERC Center for Computational Sciences,
Mississippi State University, Mississippi State MS 39762*

²*Department of Physics, University of Arizona Tucson, AZ 85721*

(Dated: June 20, 2018)

Strong co-operative interactions occur between four different broken symmetries involving charge-ordering and bond distortions in the quarter-filled correlated zigzag electron ladder. The ground state is singlet, with spin gap several times larger than in the spin-Peierls state of the one-dimensional quarter-filled chain with the same parameters. We propose the quarter-filled zigzag electron ladder model for several different organic charge-transfer solids with coupled pairs of quasi-one-dimensional stacks, the spin-gap transition temperatures in which are unusually high.

PACS numbers: 71.30.+h, 71.45.Lr, 74.70.Kn, 75.10.Pq

A characteristic feature of one-dimensional (1D) metals is the Peierls transition, where electron-phonon (e-ph) interactions lead to the opening of energy gaps in charge and spin degrees of freedom (DOF) and an insulating ground state. In the presence of strong electron-electron (e-e) repulsive interaction, electronic Hamiltonians describing a 1/2-filled band may be reduced to an antiferromagnetic Heisenberg spin Hamiltonian in which the charge DOF are absent. With nonzero spin-phonon coupling a spin gap (SG) appears again in the so-called spin-Peierls (SP) state, in which there occurs lattice dimerization accompanied by the formation of singlet spin-bonded pairs of electrons. This mechanism of SG formation is absent in the two dimensional (2D) 1/2-filled band, where antiferromagnetism rather than the SP state dominates.

Away from 1/2-filling, charge DOF are important over and above the spin DOF, and the SP transition in 1D occurs only after a metal-insulator (M-I) transition freezes the charge DOF within an electronic Hamiltonian. The most studied case is that of the 1/4-filled chain, where the SP transition is accompanied by charge ordering (CO)¹. Consider the 1D extended Peierls-Hubbard model,

$$H_{1D} = - \sum_j [t - \alpha \Delta_{j,j+1}] B_{j,j+1} + \frac{K}{2} \sum_j (\Delta_{j,j+1})^2 + U \sum_j n_{j,\uparrow} n_{j,\downarrow} + V \sum_j n_j n_{j+1}. \quad (1)$$

In the above $B_{ij} = \sum_{\sigma} (c_{i,\sigma}^{\dagger} c_{j,\sigma} + c_{j,\sigma}^{\dagger} c_{i,\sigma})$ with σ the electron spin, α and K are the intersite e-ph coupling and spring constant, respectively, $\Delta_{j,j+1}$ is the Peierls distortion of the j th bond, and $n_j = \sum_{\sigma} c_{j,\sigma}^{\dagger} c_{j,\sigma}$ is the total number of electrons on site j . U and V are on-site and nearest neighbor (n.n) Coulomb interactions. Within this model, for $V < V_c(U)$ the SP bond modulation is accompanied by $2k_F$ CO, with site charge densities going as $0.5 + \epsilon$, $0.5 + \epsilon$, $0.5 - \epsilon$, $0.5 - \epsilon$. We shall refer to this CO pattern as ...1100..., or as a bond-charge density wave (BCDW)¹. For $V > V_c(U)$, the M-I transition is to the CO state ...1010..., and the SP transition involves dimerization of the bond distances between the “occu-

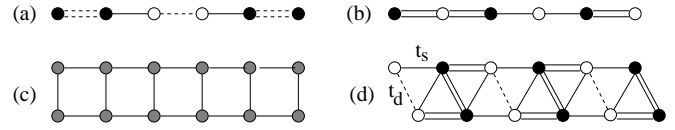


FIG. 1: (a) The 1D ...1100... BCDW SP state. Black (white) circles represent large (small) charges. Bond strengths decrease as solid bond $>$ double dotted $>$ single dotted. (b) 1D 1/4-filled SP state with ...1010... CO. (c) The 1/4-filled rectangular ladder. (d) BCDW state in the 1/4-filled zigzag ladder. Bonds are alternately strong and weak along the stacks, and have periodicity 4 along the zigzag interstack direction.

pied” sites. These two possible CO states are shown in Figs. 1(a) and (b). The SP transition temperatures in 1/4-filled band quasi-1D organic charge-transfer solids (CTS) are typically in the range 10 – 20 K^{2,3}.

Intermediate between 1D and 2D are ladder lattices, consisting of two or more coupled 1D chains. We will distinguish between the two most common ladder geometries, *rectangular* (see Fig. 1(c)) and *zigzag* (see Fig. 1(d)). The zigzag ladder is sometimes considered also as a 1D chain with n.n as well as next-nearest neighbor (n.n.n.) couplings. The properties of ladder systems have been pursued in great detail in the 1/2-filled electron band or spin-model case. SG are found in antiferromagnetic $S = 1/2$ ladders for both even-leg rectangular⁴ and zigzag systems⁵. SGs and superconducting pair-pair correlation functions in weakly doped even-leg rectangular ladders have been investigated within t-J and Hubbard models⁶. Away from 1/2-filling, charge and spin orderings in the 1/4-filled rectangular electron ladder have been investigated within an extended Hubbard Hamiltonian with nonzero n.n. Coulomb interaction⁷. There a zigzag CO pattern, in which single electrons occupy opposite vertices of n.n. rungs, occurs for sufficiently large n.n. Coulomb interaction $V > V_c$ ⁷. SG is possible in this CO phase, but with very small magnitude⁷.

In the present Letter, we examine the ground state broken symmetries in the 1/4-filled band zigzag electron ladder. We show that because of the strong cooperative in-

interaction between multiple broken symmetries, SGs considerably *larger* than those found in the 1/4-filled single chain are possible. We then point out that that this state is likely realized in certain organic CTS with coupled chains.

To understand the BCDW and cooperative effects in the 1/4-filled zigzag ladder, we first consider the appropriate one-electron Hamiltonian which includes intersite e-ph interactions.

$$H_{zz}^{1e} = - \sum_{\langle ij \rangle, \sigma} [t_s - \alpha_s \Delta_{ij}^s] B_{i,j}^s + \frac{K_s}{2} \sum_i (\Delta_{ij}^s)^2 - \sum_{[ij], \sigma} [t_d - \alpha_d \Delta_{ij}^d] B_{i,j}^d + \frac{K_d}{2} \sum_i (\Delta_{ij}^d)^2 \quad (2)$$

In the above, subscripts s and d label respectively intrastack and diagonal zigzag interstack hopping integrals and bond distortions (see Fig. 1(d)), and $\langle \dots \rangle$ and $[\dots]$ denote intrastack and interstack n.n. bonds. The broken symmetry of Fig. 1(d) is then simply the $2k_F$ Peierls distortion that is expected when the zigzag ladder is considered as a 1D chain with n.n. hopping t_d and n.n.n. hopping t_s . Unconditional Peierls transition occurs for $t_d > 0.5858 t_s$. We have chosen $t_d/t_s = 0.7$. Such large t_d have been estimated for the experimental CTS we are interested in and are due to the close interchain contacts involving sulfur atoms^{8,9,10}. An interesting aspect of this Peierls distorted state is that the expected period 4 $2k_F$ Peierls bond and charge distortions along the zigzag interstack direction are accompanied by period 2 distortions of the same quantities along the stacks. This has important ramifications in the presence of e-e interactions, as we show below.

We now ask whether this broken symmetry state persists when Coulomb interactions are added. To the one-electron Hamiltonian of Eq. 2 we add an additional term containing e-e interactions:

$$H_{zz}^{ee} = U \sum_i n_{i,\uparrow} n_{i,\downarrow} + V_s \sum_{\langle ij \rangle} n_i n_j + V_d \sum_{[ij]} n_i n_j \quad (3)$$

U , V_s , V_d are the on-site, intrastack n.n., and interstack n.n. Coulomb interactions. We have investigated Hamiltonian $H = H_{zz}^{1e} + H_{zz}^{ee}$ numerically, performing exact diagonalization calculations for 16-site periodic zigzag clusters and Constrained Path Quantum Monte Carlo (CPMC)¹¹ calculations of long (up to 128 sites) open as well as periodic zigzag ladders. Investigating the complete phase space would require varying three Coulomb interaction parameters, two hopping integrals as well as the different e-ph couplings. We have therefore restricted ourselves to the parameter regime appropriate for organic CTS¹, *viz.*, $U > 4t_s$, $t_s > t_d$, $V_d < V_s < U/2$. In what follows, we have taken $t_s = 1$. The procedure for the self-consistent exact diagonalization is the same as in Refs.[1,12] for 1D periodic rings with n.n. hopping. For the range of parameters above the ground state we

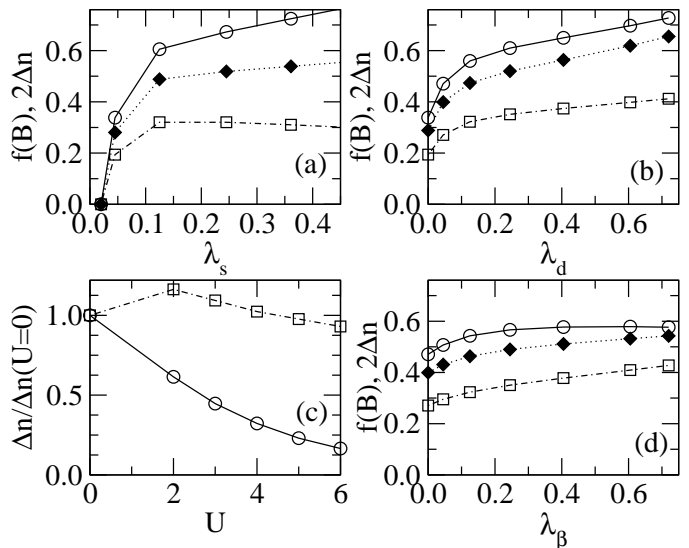


FIG. 2: (a) and (b). Self-consistent order parameters for the 1/4-filled 16-site periodic zigzag electron ladder (see text). Open circles, filled diamonds and open squares correspond to $f(B_s)$, $f(B_d)$ and $2\Delta n$. (c) Normalized Δn versus U in the 16-site 1D ring with n.n. only hopping (circles), and for the zigzag cluster (squares). $V_s = V_d = 0$ for $U = 0$, $V_s = 1.0$ for all nonzero U in both the 1D ring and the zigzag cluster, $V_d = 0.5$ in the zigzag cluster. (d) Order parameters $f(B_s)$, $f(B_d)$ and $2\Delta n$ versus Holstein coupling λ_β .

find is either completely uniform, or is the broken symmetry state of Fig. 1(d). We evaluate self-consistently all $\langle B_{ij}^s \rangle$, $\langle B_{ij}^d \rangle$ and $\langle n_i \rangle$ and define order parameters (i) $f(B_s)$, the absolute value of the difference between consecutive $\langle B_{ij}^s \rangle$ along the stacks, divided by the average $\langle B_{ij}^s \rangle$, (ii) $f(B_d)$, the difference between the strongest and the weakest $\langle B_{ij}^d \rangle$ along the zigzag direction, divided by the average $\langle B_{ij}^d \rangle$, and (iii) Δn , the difference between the charge densities of consecutive sites along the stacks. *Co-operative broken symmetry requires that all three order parameters are simultaneously nonzero.*

Fig. 2(a) shows the behavior of the three order parameters for fixed $U = 6$, $V_s = 1$, $V_d = 0.5$, as a function of the dimensionless e-ph coupling $\lambda_s = \alpha_s^2 / K_s t_s$, with the other e-ph coupling $\lambda_d = \alpha_d^2 / K_d t_s$ held at 0. All three order parameters simultaneously become nonzero at $\lambda_s = \lambda_s^c = 0.045$. λ_s^c should be 0^+ in the thermodynamic limit for the transition to be unconditional, suggesting that it should decrease with increasing size of finite clusters; we verified that λ_s^c is indeed smaller in 16 site compared to the 8 site zigzag clusters (for 8 sites, $\lambda_s^c = 0.245$). Similar behavior are also seen in Fig. 2(b) as a function now of λ_d , for fixed $\lambda_s = 0.045$. Taken together, Figs. 2(a) and (b) clearly indicate the co-operative nature of the transition to the BCDW state in the 1/4-filled zigzag ladder.

The broken symmetries within the correlated zigzag ladder are far stronger than in 1D. To demonstrate this we compare Δn in the two cases as a function of U with

e-ph coupling $\lambda = \alpha^2/Kt = 1.28$ for 1D and $\lambda_s = 0.125$, $\lambda_d = 0$ for the zigzag ladder. The distortion amplitudes decrease rapidly with U in 1D (see below), which necessitates the larger λ in this case. In Fig. 2(c) we have plotted the Δn normalized by its value for $U = 0$ for both cases. For all nonzero U we have chosen $V = 1$ for the 1D ring and $V_s = 1$, $V_d = 0.5$ for the zigzag cluster. The distortion in the zigzag ladder is affected very weakly by e-e interactions because of the co-operative nature of the transition here. As pointed out above, the charge and bond periodicities along the stack direction in Fig. 1(d) are $4k_F$, even as these have $2k_F$ periodicities along the zigzag interstack direction. In purely 1D the $4k_F$ distortions get stronger with e-e interactions, while the $2k_F$ distortions get weaker. There is thus a tendency to cancellation of these effects in the zigzag cluster, with the distortion amplitude remaining the same.

As one goal of our work is to apply our theory to organic CTS with molecular sites we have also investigated the effect of Holstein electron-molecular vibration coupling:

$$H_\beta = \beta \sum_i v_i n_i + \frac{K_\beta}{2} \sum_i v_i^2 \quad (4)$$

Here β is the intrasite e-ph coupling with corresponding spring constant K_β , and v_i is the amplitude of the internal molecular vibration. In Fig. 2(d) we have plotted the order parameters for $H = H_{zz}^{1e} + H_{zz}^{ee} + H_\beta$ against $\lambda_\beta = \beta^2/K_\beta t_s$, with fixed $\lambda_s = \lambda_d = 0.045$. All three order parameters again increase with λ_β . Our conclusions regarding cooperative broken symmetries remain the same whether or not the Holstein interaction is included.

We have verified the coexisting broken symmetries for larger lattices by performing CPMC calculations for long zigzag clusters with open boundary condition (OBC). In 1D, the central region of long *open* chains exhibit spontaneous charge or bond-order distortions, *even with uniform hopping integrals and zero e-ph couplings*¹³. We have performed CPMC calculations for a 64-site zigzag open ladder with $\lambda_s = \lambda_d = \lambda_\beta = 0$, and for the same U, V_s, t_s and t_d as in Fig. 2(a). With OBC, $f(B_s), f(B_d)$ and Δn depend on the locations of the sites being considered, and we have therefore plotted the charge densities $\langle n_i \rangle$ and the bond orders $\langle B_{ij}^s \rangle$ at chain centers in Fig. 3. Simultaneous $4k_F$ dimerizations of charge and bond along the stacks (Figs. 3(a) and (b)) and simultaneous $2k_F$ modulations of these quantities along the diagonal zigzag direction (Figs. 3(c) and (d)) are seen, in complete agreement with the results of Fig. 2.

The SG in the distorted zigzag 1/4-filled ladder is due to the formation of a strong 1-1 local singlet bond in the ...1100... zigzag BCDW. We have calculated the SG in the BCDW state of the zigzag ladder using CPMC. Our calculations are for long *periodic* zigzag clusters, for the same parameters as in Fig. 3. For comparison, we also evaluate the SGs in the ...1100... BCDW state of a 1D periodic ring (Eq. (1), Fig. 1(a)), with $U = 6, V = 1, t$

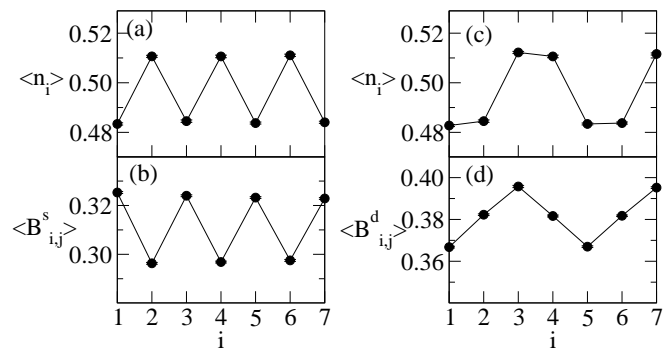


FIG. 3: Charge densities and bond orders in an open 64-site 1/4-filled zigzag ladder, as computed by CPMC. Site indices i are arbitrary and correspond to the central region of the open ladder, along the stacks in (a) and (b), and along the interstack zigzag bonds in (c) and (d).

$= 1$, using the Stochastic Series Expansion Monte Carlo method¹⁴. The reason for choosing the ...1100... state over the ...1010... CDW-SP state is that the SG in the former, with shorter 1-1 bond, is larger. Finite periodic clusters do not have spontaneous distortions while self-consistent CPMC calculations are not possible for the large clusters we need to investigate to obtain the SGs in the thermodynamic limit. Thus the BCDWs can be generated only by externally imposing bond or charge distortions. The co-operative nature of the zigzag BCDW demonstrated in Figs. 2(a) imply that either of the two bond distortions or the CO is suitable for our purpose, as the other two broken symmetries will be generated spontaneously. Since the modulations of the hopping integrals are different in the 1D chain and the zigzag ladder, we choose to externally impose COs that are congruent with Figs. 1(a) and (d). This is achieved by adding a site energy component $\sum_i \epsilon_i n_i$ to the $\lambda_s = \lambda_d = 0$ limit of the Hamiltonian in Eq (3). The site energies added are $+\epsilon, +\epsilon, -\epsilon, -\epsilon$ along the zigzag bonds as in Fig. 1(d) and along the linear chain as in Fig. 1(a). We evaluate the singlet-triplet gaps Δ_σ using CPMC for periodic zigzag ladders with $N = 32, 64$ and 128 sites, and for periodic 1D rings with $N = 32, 64$ and 96 sites, for several different ϵ . For each ϵ , the Δ_σ and Δn at $N \rightarrow \infty$ are found from extrapolations against $1/N$. In Fig. 4 we have plotted the extrapolated Δ_σ against Δn for both the 1D system and the zigzag electron ladder. The finite size scaling of Δ_σ for the zigzag ladder for one value of ϵ is shown in the inset. For the same Δn , Δ_σ is several times larger in the zigzag electron ladder than in 1D (Δ_σ can be plotted also against $|\epsilon|$; the same large difference between the zigzag ladder and 1D is obtained.) The large SG in the zigzag ladder is a direct consequence of the strong local interstack 1-1 singlet bond, which in turn results from stronger distortions than in 1D.

Several recently discovered 1/4-filled band CTS are very likely structurally zigzag ladders. These systems consist of pairs of 1D stacks of organic donor molecules¹⁵,

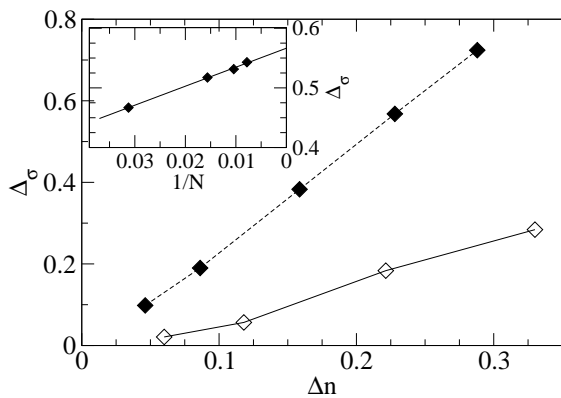


FIG. 4: Finite-size scaled spin gap Δ_σ versus Δn in the 1/4-filled band zigzag ladder (filled symbols) and in the 1D chain (open symbols). Lines are guides to the eye. Inset shows the finite size scaling of Δ_σ in the zigzag ladder for $|\epsilon| = 0.3$.

with strong intrapair interchain couplings, and weak interpair couplings^{16,17}. They undergo M-I transition at $T_{M-I} > 200$ K, followed by an insulator-insulator (I-I) transition which is accompanied by the opening of a SG at lower temperature T_{SG} ^{8,9,10,18}. The peculiarity of these paired-stack systems^{8,9,10,18} is that while $T_{SP} \sim 10 - 20$ K in the 1D CTS^{2,3}, $T_{SG} \sim 70$ K in $(\text{DT-TTF})_2\text{Au}(\text{mnt})_2$ ^{8,9} and is even higher at 170 K in $(\text{BDTFP})_2\text{PF}_6(\text{PhCl})_{0.5}$ ¹⁰. The very large T_{SG} , and therefore the large SG in these systems are highly unusual.

To explain the large SG in these systems, an *effective* two-leg rectangular spin-ladder model has been proposed^{8,9,10,18}. It is known experimentally that each individual 1/4-filled stack dimerizes below T_{MI} ⁸. Within

the dimerized rectangular ladder lattice motif, if each dimer unit along the legs containing one localized spin is assumed to be equivalent to an effective single site (see Fig. 6 in Ref. 9), then an 1/2-filled rectangular spin ladder is obtained. For strong enough interstack spin coupling, large SG is now obtained. The mapping from the 1/4-filled dimerized rectangular electron ladder to the 1/2-filled spin ladder, however, has not been formally proved.

We believe, however, that the zigzag electron ladder is the more appropriate model for these systems for a number of reasons. The crystal structures of the materials (see Fig. 2(a) in Ref. 8 and Fig. 2 in Ref. 10) indicate that each molecular site is coupled to two molecules on the partner stack, as would occur in the zigzag ladder. Quantum chemical calculations of hopping integrals¹⁷ support this viewpoint. Most importantly, it has been suggested from EPR linewidth studies that transition to a CO state might be occurring in $(\text{BDTFP})_2\text{PF}_6(\text{PhCl})_{0.5}$ ¹⁰. This last result, if correct, will be in agreement with the zigzag electron ladder model. The key difference between spin-ladders and 1/4-filled electron-ladders is that CO is absent in the former, while it is a prerequisite to large SG in the latter. Experiments have previously demonstrated CO in 1D¹⁹ as well as 2D²⁰ CTS, while very recently, the occurrence of the ...1100... BCDW has been experimentally confirmed in a CTS²¹. We predict that experimental investigation of the coupled-stack CTS will find evidence for CO.

R.T.C. acknowledges support from Oak Ridge Associated Universities and the ERC Center for Computational Sciences. Work at Arizona was partially supported by NSF-DMR-0406604. We acknowledge useful discussions with J.L. Musfeldt.

¹ K.-C. Ung, S. Mazumdar and D. Toussaint, Phys. Rev. Lett. **73**, 2603 (1994). R.T. Clay, S. Mazumdar and D.K. Campbell, Phys. Rev. B **67**, 115121 (2003).
² J.P. Pouget and S. Ravy, Synth. Metals **85**, 1523 (1997).
³ R.J.J. Visser et al., Phys. Rev. B **28**, 2074 (1983).
⁴ E. Dagotto and T.M. Rice, Science **271**, 618 (1996). T. Barnes et al., Phys. Rev. B **47**, 3196 (1993). S.R. White, R.M. Noack and D.J. Scalapino, Phys. Rev. Lett. **73**, 886 (1994). S. Gopalan, T.M. Rice and M. Sgrist, Phys. Rev. B **49**, 8901 (1994).
⁵ C.K. Majumdar and D.K. Ghosh, J. Math. Phys. **10**, 1388 (1969). T. Tonegawa and I. Harada, J. Phys. Soc. Jpn. **56**, 2152 (1987). R.J. Bursill et al., J. Phys. Condens. Matter **7**, 8605 (1995). R. Chitra et al. Phys. Rev. B **52**, 6581 (1995). S.R. White and I. Affleck, Phys. Rev. B **54**, 9862 (1996).
⁶ E. Dagotto, Reports on Progress in Physics **62**, 1525 (1999). S. Maekawa, Science **273**, 1515 (1996).
⁷ M. Vojta, A. Hübsch and R.M. Noack, Phys. Rev. B **63**, 045105 (2001).
⁸ E. Ribera et al., Chem. Eur. J. **5**, 2025 (1999).
⁹ C. Rovira, Chem. Eur. J. **6**, 1723 (2000).

¹⁰ T. Nakamura et al., J. Phys. Soc. Jpn. **71**, 2022 (2002).
¹¹ S. Zhang, J. Carlson and J.E. Gubernatis, Phys. Rev. **B55**, 7464 (1997).
¹² J. Riera and D. Poilblanc, Phys. Rev. B **62**, R16243 (2000).
¹³ R.T. Clay, S. Mazumdar and D.K. Campbell, Phys. Rev. Lett. **86**, 4084 (2001).
¹⁴ O.F. Syljuasen and A.W. Sandvik, Phys. Rev. E **66**, 046701 (2002).
¹⁵ The carriers in the donor stacks are holes and not electrons. This does not alter the physics discussed here.
¹⁶ C. Rovira et al., Angew. Chem. Int. Ed. Engl. **36**, 2324 (1997).
¹⁷ T. Ise, T. Mori and K. Takahashi, J. Mater. Chem. **11**, 264 (2001).
¹⁸ R. Wesolowski et al., Phys. Rev. B **68**, 134405 (2003).
¹⁹ F. Nad et al., J. Phys. Cond. Matt. **12**, L435 (2000). D.S. Chow et al., Phys. Rev. Lett. **85**, 1698 (2000).
²⁰ K. Miyagawa, A. Kawamoto and K. Kanoda, Phys. Rev. B **62**, R7679 (2000).
²¹ K. Yamamoto et al., Phys. Rev. B **71**, 045118 (2005).