

Neural Networks Processing Mean Values of Random Variables

M. J. Barber*

*Universidade da Madeira, Centro de Ciências Matemáticas,
Campus Universitário da Penteada, 9000-390 Funchal, Portugal*

J. W. Clark

Department of Physics, Washington University, Saint Louis, MO 63130

C. H. Anderson

Department of Anatomy and Neurobiology, Washington University School of Medicine, Saint Louis, MO 63110

(Dated: March 6, 2017)

We introduce a class of neural networks derived from probabilistic models in the form of Bayesian belief networks. By imposing additional assumptions about the nature of the probabilistic models represented in the belief networks, we derive neural networks with standard dynamics that require no training to determine the synaptic weights, that can pool multiple sources of evidence, and that deal cleanly and consistently with inconsistent or contradictory evidence. The presented neural networks capture many properties of Bayesian belief networks, providing distributed versions of probabilistic models.

I. INTRODUCTION

Strong feedforward, feedback, and lateral connections exist between distinct areas of the cerebral cortex, but such connections are not observed in cerebellar, sensory, or motor output circuits. The anatomical structure of the cerebral cortex may facilitate a modular approach to solving complex problems [1], with different cortical areas being specialized for different information processing tasks. To permit a modular strategy of this sort, coordinated and efficient routing of information must be maintained between modules, which in turn demands extensive connections throughout the cortex.

It has been proposed [2] that cortical circuits perform statistical inference, encoding and processing information about analog variables in the form of probability density functions (PDFs). This hypothesis provides a theoretical framework for understanding diverse results of neurobiological experiments, and a practical framework for the construction of recurrent neural network models that implement a broad variety of information-processing functions [3, 4, 5].

Probabilistic formulations of neural information processing have been explored along a number of avenues. One of the earliest such analyses showed that the original Hopfield neural network implements, in effect, Bayesian inference on analog quantities in terms of PDFs [6]. As in the present work, Zemel *et al.* [7] have investigated population coding of probability distributions, but with different representations and dynamics than those we will consider here. Several extensions of this representation scheme have been developed [8, 9, 10] that feature information propagation between interacting neural populations. Additionally, several “stochastic machines” [11]

have been formulated, including Boltzmann machines [12], sigmoid belief networks [13], and Helmholtz machines [14]. Stochastic machines are built of stochastic neurons that occupy one of two possible states in a probabilistic manner. Learning rules for stochastic machines enable such systems to model the underlying probability distribution of a given data set.

The putative modular nature of cortical processing fits well in such a probabilistic framework. Cortical areas collectively represent the joint PDF over several variables. These neural “problem-solving modules” can be mapped in a relatively direct fashion onto the nodes of a Bayesian belief network, giving rise to a class of neural network models that we have termed *neural belief networks* [3, 15].

In contrast, recent work based on population-temporal coding [4, 5] indicates that the modeling of low-level sensory processing and output motor control do not require such a sophisticated representation: manipulation of mean values instead of PDFs is generally sufficient. Further, the representations can be simplified to deal with vector spaces describing the mean values instead of function spaces describing the probability density functions.

In this work, we develop neural networks processing mean values of analog variables as a specialized form of the more general neural belief networks. We begin with a brief summary of the key relevant properties of Bayesian belief networks in section II. We describe a procedure for generating and evaluating the neural networks in section III, and apply the procedure to several examples in section IV.

II. BAYESIAN BELIEF NETWORKS

Bayesian belief networks [16, 17] are directed acyclic graphs that represent probabilistic models (Fig. 1). Each

*Electronic address: mjb@uma.pt

node represents a random variable, and the arcs signify the presence of direct causal influences between the linked variables. The strengths of these influences are defined using conditional probabilities. The direction of a particular link indicates the direction of causality (or, more simply, relevance); an arc points from cause to effect.

Multiple sources of evidence about the random variables are conveniently handled using BBNs. The belief, or degree of confidence, in particular values of the random variables is determined as the likelihood of the value given evidentiary support provided to the network. There are two types of support that arise from the evidence: predictive support, which propagates from cause to effect along the direction of the arc, and retrospective support, which propagates from effect to cause, opposite to the direction of the arc.

Bayesian belief networks have two properties that we will find very useful, both of which stem from the dependence relations shown by the graph structure. First, the value of a node X is not dependent upon all of the other graph nodes. Rather, it depends only on a subset of the nodes, called a Markov blanket of X , that separates node X from all the other nodes in the graph. The Markov blanket of interest to us is readily determined from the graph structure. It is comprised of the union of the direct parents of X , the direct successors of X , and all direct parents of the direct successors of X . Second, the joint probability over the random variables is decomposable as

$$P(x_1, x_2, \dots, x_n) = \prod_{\mu=1}^n P(x_\mu | \text{Pa}(x_\mu)) , \quad (1)$$

where $\text{Pa}(x_\mu)$ denotes the (possibly empty) set of direct-parent nodes of X_μ . This decomposition comes about from repeated application of Bayes' rule and from the structure of the graph.

III. MEAN-VALUE NEURAL BELIEF NETWORKS

We will develop neural networks from the set of marginal distributions $\{\rho(x_\mu; t)\}$ so as to best match a desired probabilistic model $\rho(x_1, x_2, \dots, x_D)$ over the set of random variables, which are organized as a BBN. One or more of the variables x_μ must be specified as evidence in the BBN. To facilitate the development of general update rules, we do not distinguish between evidence and non-evidence nodes in our notation.

Our general approach will be to minimize the difference between a probabilistic model $\rho(x_1, x_2, \dots, x_D)$ and an estimate of the probabilistic model $\hat{\rho}(x_1, x_2, \dots, x_D)$. For the estimate, we utilize

$$\hat{\rho}(x_1, x_2, \dots, x_D) = \prod_{\alpha} \rho(x_\alpha; t) . \quad (2)$$

This is a so-called naive estimate, wherein the random variables are assumed to be independent. We will place

further constraints on the probabilistic model and representation to produce neural networks with the desired dynamics.

The first assumption we make is that the populations of neurons only need to accurately encode the mean values of the random variables, rather than the complete PDFs. We take the firing rates of the neurons representing a given random variable X_α to be functions of the mean value $\bar{x}_\alpha(t)$ (Fig. 2)

$$a_i^\alpha(t) = g(A_i^\alpha \bar{x}_\alpha(t) + B_i^\alpha) , \quad (3)$$

where A_i^α and B_i^α are parameters describing the response properties of neuron i of the population representing random variable X_α . The activation function g is in general nonlinear; in this work, we take g to be the logistic function,

$$g(x) = \frac{1}{1 + \exp(-x)} . \quad (4)$$

We can make use of (3) to directly encode mean values into neural activation states, providing a means to specify the value of the evidence nodes in the NBN.

Using (3), we derive an update rule describing the neuronal dynamics, obtaining (to first order in τ)

$$a_i^\alpha(t + \tau) = g \left(A_i^\alpha \bar{x}_\alpha(t) + \tau A_i^\alpha \frac{d\bar{x}_\alpha(t)}{dt} + B_i^\alpha \right) . \quad (5)$$

Thus, if we can determine how \bar{x}_α changes with time, we can directly determine how the neural activation states change with time.

The mean value $\bar{x}_\alpha(t)$ can be determined from the firing rates as the expectation value of the random variable X_α with respect to a PDF $\rho(x_\alpha; t)$ represented in terms of some decoding functions $\{\phi_i^\alpha(x_\alpha)\}$. The PDF is recovered using the relation

$$\rho(x_\alpha; t) = \sum_i a_i^\alpha \phi_i^\alpha(x_\alpha) . \quad (6)$$

The decoding functions are constructed so as to minimize the difference between the assumed and reconstructed PDFs (discussed in detail in [3]).

With representations as given in (6), we have

$$\begin{aligned} \bar{x}_\alpha(t) &= \int x_\alpha \rho(x_\alpha; t) dx_\alpha \\ &= \sum_i a_i^\alpha(t) \bar{x}_i^\alpha , \end{aligned} \quad (7)$$

where we have defined

$$\bar{x}_i^\alpha = \int x_\alpha \phi_i^\alpha(x_\alpha) dx_\alpha . \quad (8)$$

Although we used the decoding functions $\phi_i^\alpha(x_\alpha)$ to calculate the parameters \bar{x}_i^α , they can in practice be found directly so that the relations in (3) and (7) are mutually consistent.

We take the PDFs $\rho(x_\alpha; t)$ to be normally distributed with the form $\rho(x_\alpha; t) \equiv \rho(x_\alpha; \bar{x}_\alpha(t)) = N(x_\alpha; \bar{x}_\alpha(t), \sigma_{x_\alpha}^2)$. Intuitively, we might expect that the variance $\sigma_{x_\alpha}^2$ should be small so that the mean value is coded precisely, but we will see that the variances have no significance in the resulting neural networks.

The second assumption we make is that interactions between the nodes are linear:

$$x_\beta = \sum_\alpha K_{\beta\alpha} x_\alpha . \quad (9)$$

Utilizing the causality relations given by the Bayesian belief network, we require that $K_{\beta\alpha} \neq 0$ only if X_β is a child node of X_α in the network graph. To represent the linear interactions as a probabilistic model, we take the normal distributions $\rho(x_\beta | \text{Pa}(x_\beta)) = N(x_\beta; \sum_\alpha K_{\beta\alpha} x_\alpha, \sigma_\beta^2)$ for the conditional probabilities.

For nodes in the BBN which have no parents, the conditional probability $\rho(x_\beta | \text{Pa}(x_\beta))$ is just the prior probability distribution $\rho(x_\beta)$. We utilize the same rule to define the prior probabilities as to define the conditional probabilities. For parentless nodes, the prior is thus normally distributed with zero mean, $\rho(x_\beta) = N(x_\beta; 0, \sigma_\beta^2)$.

We use the relative entropy [18] as a measure of the ‘‘distance’’ between the joint distribution describing the probabilistic model $\rho(x_1, x_2, \dots, x_D)$ and the PDF estimated from the neural network $\hat{\rho}(x_1, x_2, \dots, x_D)$. Thus, we minimize

$$E = - \int \hat{\rho}(x_1, x_2, \dots, x_D) \log \left(\frac{\rho(x_1, x_2, \dots, x_D)}{\hat{\rho}(x_1, x_2, \dots, x_D)} \right) dx_1 dx_2 \dots dx_D . \quad (10)$$

with respect to the mean values \bar{x}_α . By making use of the gradient descent prescription

$$\frac{d\bar{x}_\gamma}{dt} = -\eta \frac{\partial E}{\partial \bar{x}_\gamma} \quad (11)$$

and the decomposition property for BBNs given by (1), we obtain the update rule for the mean values,

$$\begin{aligned} \frac{d\bar{x}_\gamma}{dt} = & \frac{\eta}{\sigma_\gamma^2} \left(\sum_\beta K_{\gamma\beta} \bar{x}_\beta - \bar{x}_\gamma \right) \\ & - \eta \sum_\beta \frac{K_{\beta\gamma}}{\sigma_\beta^2} \left(\sum_\alpha K_{\beta\alpha} \bar{x}_\alpha - \bar{x}_\beta \right) . \end{aligned} \quad (12)$$

Because the coupling parameters $K_{\alpha\beta}$ are nonzero only when X_α is a parent of X_β , generally only a subset of the mean values contributes to updating \bar{x}_γ in (12). In terms of the belief network graph structure, the only contributing values come from the parents of X_γ , the children of X_γ , and the parents of the children of X_γ ; this is identical to the Markov blanket discussed in section II.

The update rule for the neural activities is obtained by combining (5), (7), and (12), resulting in

$$a_i^\gamma(t + \tau) = g \left(\sum_j S_{ij}^\gamma a_j^\gamma(t) + B_i^\gamma + \eta \tau h_i^\gamma(t) \right) . \quad (13)$$

The quantity $\sum_j S_{ij}^\gamma a_j^\gamma(t) + B_i^\gamma$ serves to stabilize the activities of the neurons representing $\rho(x_\gamma)$ (similar to neural integrator models [3, 5, 19]), while

$$\begin{aligned} h_i^\gamma(t) = & \sum_j T_{ij}^\gamma a_j^\gamma(t) \\ & + \sum_\beta \sum_j \left(U_{ij}^{\gamma\beta} + V_{ij}^{\beta\gamma} \right) a_j^\beta(t) \\ & + \sum_{\alpha, \beta} \sum_j W_{ji}^{\gamma\beta\alpha} a_j^\alpha(t) \end{aligned} \quad (14)$$

drives changes in $a_i^\gamma(t)$ based on the PDFs represented by other nodes of the BBN. The synaptic weights of the neural network are

$$S_{ij}^\gamma = A_i^\gamma \bar{x}_j^\gamma , \quad (15)$$

$$T_{ij}^\gamma = -A_i^\gamma \frac{1}{\sigma_\gamma^2} \bar{x}_j^\gamma , \quad (16)$$

$$U_{ij}^{\gamma\beta} = A_i^\gamma \frac{1}{\sigma_\gamma^2} K_{\gamma\beta} \bar{x}_j^\gamma , \quad (17)$$

$$V_{ij}^{\beta\gamma} = -A_i^\gamma \frac{1}{\sigma_\beta^2} K_{\beta\gamma} \bar{x}_j^\gamma , \quad (18)$$

$$W_{ji}^{\gamma\beta\alpha} = A_i^\gamma \frac{1}{\sigma_\gamma^2} K_{\gamma\beta} K_{\beta\alpha} \bar{x}_j^\gamma \quad (19)$$

The foregoing provides an algorithm for generating and evaluating neural networks that process mean values of random variables. To summarize,

1. Establish independence relations between model variables. This may be accomplished by using a graph to organize the variables.
2. Specify the $K_{\alpha\beta}$ to quantify the relations between the variables.
3. Assign network inputs by encoding desired values into neural activities using (3).
4. Update other neural activities using (12).
5. Extract the expectation values of the variables from the neural activities using (7).

IV. APPLICATIONS

As a first example, we apply the algorithm to the BBN shown in Fig. 1, with firing rate profiles as shown in Fig. 2. Specifying $x_1 = 1/2$ and $x_2 = -1/2$ as evidence, we find an excellent match between the mean values calculated by the neural network and the directly calculated values for the remaining nodes (Table I).

We next focus on some simpler BBNs to highlight certain properties of the resulting neural networks (which will again utilize the firing rate profiles shown in Fig. 2). In Fig. 3, we present two BBNs that relate three random

variables in different ways. The connection strengths are all taken to be unity in each graph, so that $K_{21} = K_{23} = K_{12} = K_{13} = 1$.

With the connection strengths so chosen, the two BBNs have straightforward interpretations. For the graph shown in Fig. 3a, X_2 represents the sum of X_1 and X_3 , while, for the graph shown in Fig. 3b, X_2 provides a value which is duplicated in X_1 and X_3 . The different graph structures yield different neural networks; in particular, nodes X_1 and X_3 have direct synaptic connections in the neural network based on the graph in Fig. 3a, but no such direct weights exist in a second network based on Fig. 3b. Thus, specifying $x_1 = -1/4$ and $x_2 = 1/4$ for the first network produces the expected result $\bar{x}_3 = -0.5000$, but specifying $x_2 = 1/4$ in the second network produces $\bar{x}_3 = 0.2500$ regardless of the value (if any) assigned to x_1 .

To further illustrate the neural network properties, we use the graph shown in Fig. 3b to process inconsistent evidence. Nodes X_1 and X_3 should copy the value in node X_2 , but we can specify any values we like as network inputs. For example, when we assign $x_1 = -1/4$ and $x_3 = 1/2$, the neural network yields $\bar{x}_2 = 0.1250$ for the remaining value. This is a typical and reasonable result, matching the least-squares solution to the inconsistent problem.

V. CONCLUSION

We have introduced a class of neural networks that consistently mix multiple sources of evidence. The networks are based on probabilistic models, represented in the graphical form of Bayesian belief networks, and function based on traditional neural network dynamics (i.e., a weighted sum of neural activation values passed through a nonlinear activation function). We constructed the networks by restricting the represented probabilistic models

by introducing two auxiliary assumptions.

First, we assumed that only the mean values of the random variables need to be accurately represented, with higher order moments of the distribution being unimportant. We introduced neural representations of relevant probability density functions consistent with this assumption. Second, we assumed that the random variables of the probabilistic model are linearly related to one another, and chose appropriate conditional probabilities to implement these linear relationships.

Using the representations suggested by our auxiliary assumptions, we derived a set of update rules by minimizing the relative entropy of an assumed PDF with respect to the PDF decoded from the neural network. In a straightforward fashion, the optimization procedure yields neural weights and dynamics that implement specified probabilistic relations, without the need for a training process.

The restricted class of neural belief networks investigated in this work captures many of the properties of both Bayesian belief networks and neural networks. In particular, multiple sources of evidence are consistently pooled based on local update rules, providing a distributed version of a probabilistic model.

Acknowledgments

This work was supported in part by the U. S. National Science Foundation under Grant PHY-0140316 and in part by the Portuguese Fundação para a Ciência e a Tecnologia (FCT) under Bolsa SFRH/BPD/9417/2002). JWC also acknowledges support received from the Fundação Luso-Americana para o Desenvolvimento (FLAD) and from the FCT for his participation in Madeira Math Encounters XXIII at the University of Madeira, where portions of the work were conducted.

-
- [1] D. Van Essen, C. H. Anderson, and D. J. Felleman, *Science* **255**, 419 (1992).
 - [2] C. H. Anderson, *International Journal of Modern Physics C* **5**, 135 (1994).
 - [3] M. J. Barber, J. W. Clark, and C. H. Anderson, *Neural Comp.* **15**, 1843 (2003).
 - [4] C. Eliasmith and C. H. Anderson, *Neurocomputing* **26**, 1013 (1999).
 - [5] C. Eliasmith and C. H. Anderson, *Neural Engineering: The Principles of Neurobiological Simulation* (MIT Press, 2002).
 - [6] C. H. Anderson and E. Abrahams, in *Proceedings of the IEEE First International Conference on Neural Networks*, IEEE (SOS Print, San Diego, CA, 1987), vol. III, pp. 105–112.
 - [7] R. S. Zemel, P. Dayan, and A. Pouget, *Neural Comput.* **10**, 403 (1998).
 - [8] R. S. Zemel, in *Theories of Cortical Processing*, edited by R. Hecht-Neilsen (Springer-Verlag, Berlin, 1999).
 - [9] R. S. Zemel and P. Dayan, in *Advances in Neural Information Processing Systems 11*, edited by M. S. Kearns, S. A. Solla, and D. A. Cohn (MIT Press, Cambridge, MA, 1999).
 - [10] Z. Yang and R. S. Zemel, in *Advances in Neural Information Processing Systems 12*, edited by S. A. Solla and K. R. Leen, T. K. and Müller (MIT Press, Cambridge, MA, 2000).
 - [11] S. Haykin, *Neural Networks: A Comprehensive Foundation* (Prentice Hall, Upper Saddle River, NJ, 1999), 2nd ed.
 - [12] G. E. Hinton and T. J. Sejnowski, in *Parallel Distributed Processing: Explorations in Microstructure of Cognition*, edited by D. E. Rumelhart, J. L. McClelland, et al. (MIT Press, Cambridge, MA, 1986), pp. 282–317.
 - [13] R. M. Neal, *Artificial Intelligence* **56**, 71 (1992).
 - [14] P. Dayan and G. E. Hinton, *Neural Networks* **26**, 1385

- (1996).
- [15] M. J. Barber, J. W. Clark, and C. H. Anderson, Physical Review E (Statistical, Nonlinear, and Soft Matter Physics) **68**, 041912 (pages 11) (2003), URL <http://link.aps.org/abstract/PRE/v68/e041912>.
- [16] J. Pearl, *Probabilistic Reasoning in Intelligent Systems: Networks of Plausible Inference* (Morgan Kaufmann, San Mateo, CA, 1988).
- [17] P. Smyth, D. Heckerman, and M. I. Jordan, Neural Comput. **9**, 227 (1997).
- [18] A. Papoulis, *Probability, Random Variables, and Stochastic Processes* (McGraw-Hill, Inc., New York, NY, 1991), 3rd ed.
- [19] H. S. Seung, Proc. Natl. Acad. Sci. USA **93**, 13339 (1996).

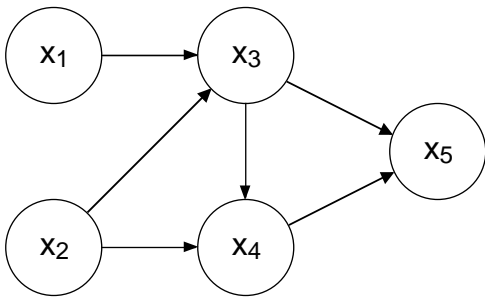


FIG. 1: A Bayesian belief network. Evidence about any of the random variables influences the likelihood of, or belief in, the remaining random variables. In a straightforward terminology, the node at the tail of an arrow is a parent of the child node at the head of the arrow, e.g. X_4 is a parent of X_5 and a child of both X_2 and X_3 . From the structure of the graph, we can see the conditional independence relations in the probabilistic model. For example, X_5 is independent of X_1 and X_2 given X_3 and X_4 .

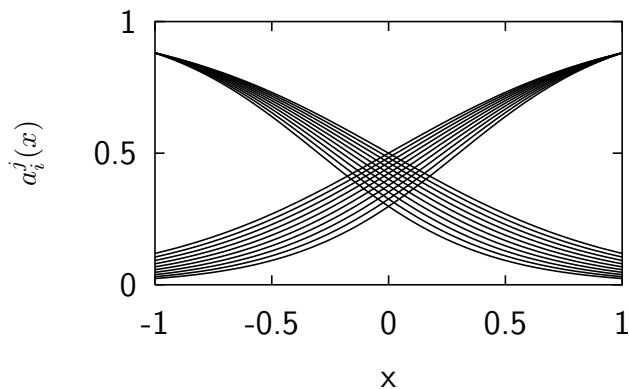
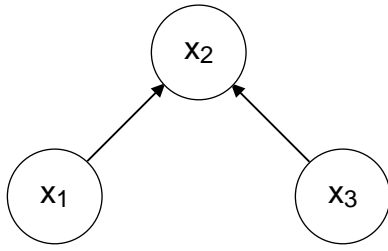


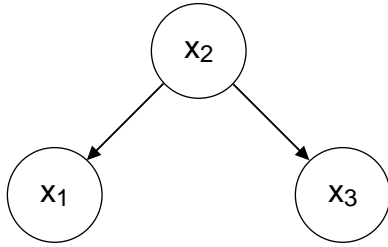
FIG. 2: The mean values of the random variables are encoded into the firing rates of populations of neurons. A population of twenty neurons with piecewise-linear responses is associated with each random variable. The neuronal responses a_i^α are fully determined by a single input ξ , which we interpret as the mean value of a PDF. The form of the neuronal transfer functions can be altered without affecting the general result presented in this work.

TABLE I: The mean values decoded from the neural network closely match the values directly calculated from the linear relations. The coefficients for the linear combinations were randomly selected, with values $K_{31} = -0.2163$, $K_{32} = -0.8328$, $K_{42} = 0.0627$, $K_{43} = 0.1438$, $K_{53} = -0.5732$, and $K_{54} = 0.5955$.

Node	Direct Calculation	Neural Network
X_1	0.5000	0.5000
X_2	-0.5000	-0.5000
X_3	0.3083	0.3084
X_4	0.0130	0.0128
X_5	-0.1690	-0.1689



(a)



(b)

FIG. 3: Simpler BBNs. Although the underlying undirected graph structure is identical for these two networks, the direction of the causality relationships between the variables are reversed. The neural networks arising from the BBNs thus have different properties.