

Quantum Monte Carlo simulation for the spin-drag conductance of the Hubbard model

Kim Louis and C. Gros

Fakultät 7, Theoretische Physik, University of the Saarland, 66041 Saarbrücken, Germany.

(Dated: October 27, 2018)

In the situation of two electro-statically coupled conductors a current in one conductor may induce a current in the other one. We will study this phenomenon, called Coulomb drag, in the Hubbard chain where the two “conductors” are given by fermions with different spin orientation. With the aid of a Monte Carlo (MC) approach which we presented in a recent paper we calculate the Transconductance in different variants of the Hubbard chain (with/without impurity and additional [long-ranged] interactions) for different fillings.

PACS numbers: 75.30.Gw,75.10.Jm,78.30.-j

I. INTRODUCTION

The Coulomb-drag effect describes how two conductors (only coupled by the Coulomb force) may influence each other. Since the Coulomb repulsion is relatively small, a sizeable effect will only arise when the two conductors are very close to each other. This condition can be met in mesoscopic systems—where with the advent of new technologies (e.g., carbon nanotubes) the problem of Coulomb drag attracted more and more attention (e.g., Refs. 1,2,3,4)—or in the spin-drag problem. For instead of considering two conductors one may look at drag effects between different fermion species, e.g., fermions with different spin orientation. Since fermions with different spins are not spatially separated, there is a large Coulomb force between them which can lead to all kinds of correlation effects, e.g., a drag effect. In the last years, the interest in spin-dependent transport increased. One key problem is the generation of a spin-polarized current, i.e., a current where only fermions with one of the two spin orientations flow. In this context it is important to keep in mind that the spin-polarized current may affect the fermions with the opposite spin orientation. Hence, the drag effect may play here a crucial rôle even though it is experimentally not directly accessible. (This is because the driving potentials are in general not spin dependent.)

For this “spin-drag” problem the trans-resistivity of higher dimensional systems has been investigated in previous publications, e.g., using the Boltzmann equation⁵ or the random-phase approximation.⁶ In this paper we focus on the Transconductance for the Hubbard model. While most authors used a bosonization approach to compute the conductance^{7,8} we will use here, for the study of the Transconductance, a Monte Carlo method which we introduced in a recent paper.⁹ The strategy we followed there was to map our fermion system via the Jordan-Wigner transformation to a spin system which can be analyzed by efficient though standard Monte Carlo techniques. We will now extend this method to the one-dimensional Hubbard model concentrating on the question how a spin-polarized current (driven by a voltage drop which is assumed to be spin dependent) affects the

fermions with opposite spin orientation.

In the Section II we present the model and give some central definitions for the spin-drag problem. The Sec. III contains the technical details on the subject of the MC simulations. The MC method of our choice^{9,10} was a variant of the Stochastic Series Expansion (SSE) as introduced in Refs. 11,12,13,14. This method allows an investigation of the one-dimensional Hubbard model.^{15,16}

In the following Sec. IV A we present our results for the standard Hubbard model and compare with analytical predictions from bosonization theory. To obtain a spin-polarized current we add in Sec. IV B an impurity to the system, which acts like a combination of a one-site chemical potential and a one-site magnetic field. We show that such a “magnetic” impurity can produce the desired spin-polarized current.

The Hubbard model can also be mapped to a spinless-fermion ladder. Hence, our results may also describe that situation, but there one might argue that the very specific modeling of the Coulomb (on-site) interaction in the Hubbard model is unrealistic (and may differ from other approaches, e.g., Refs. 1,2,3,4). We therefore discuss two variants (with additional interaction terms) of our model. First, we will discuss in Sec. IV C a situation, where fermions with different spins live on different sites. The full system has the geometry of a zig-zag chain. Second, we show in the appendix that a spin-polarized interaction leads to equal Cis- and Transconductance. This is similar to the “absolute” drag result found, e.g., in Ref. 3.

II. DEFINITION OF THE SPIN DRAG IN THE HUBBARD MODEL

Our model Hamiltonian is the standard Hubbard model (with N sites or atoms)

$$H_{\text{Hubb}} = t \sum_n \sum_{\sigma=\uparrow,\downarrow} \left(c_{n,\sigma}^\dagger c_{n+1,\sigma} + c_{n+1,\sigma}^\dagger c_{n,\sigma} \right) - \mu \sum_{n,\sigma} n_{n,\sigma} + U \sum_n n_{n,\uparrow} n_{n,\downarrow}, \quad (1)$$

where $n_{n,\sigma}$ is the occupation number of fermions with spin σ at site n , and $c_{n,\sigma}^{(\dagger)}$ is the corresponding annihilation (creation) operator. To perform our transport calculations, we will use the approach from Ref. 9. Since the hopping term does not connect fermions with different spins, it is natural to consider current and potential operators for each spin orientation separately. Following Ref. 9 the potential operators read then: (e being the charge unit and x being the position of the voltage drop)

$$P_x^\downarrow = e \sum_{n>x} n_{n,\downarrow}, \quad P_x^\uparrow = e \sum_{n>x} n_{n,\uparrow}.$$

The conductance (of a spinless-fermion chain) is the linear response of one potential operator to another; therefore the explicit form of the current operators is not needed here.⁹ As we have two potentials, we can define four transport quantities (conductances) g_{ij} which describe the (linear) response of P^i to P^j where $i, j \in \{\uparrow, \downarrow\}$. Further details on how to evaluate the g_{ij} 's are to be found in section III.

For the moment we will discuss only symmetric models, i.e., we have spin-rotational invariance (the only asymmetric model that we will discuss appears in Sec. IV B); thus, we end up with only two distinct quantities. We call $g_c := g_{\downarrow\downarrow} = g_{\uparrow\uparrow}$ the *Cisconductance* and $g_t := g_{\downarrow\uparrow} = g_{\uparrow\downarrow}$ the *Transconductance*.

The naming conventions come from the physical interpretation of these coefficients which is the following: If we switch on at a certain time a (supposedly) spin-polarized potential which acts only on spin-up fermions (i.e., we add a time-dependent perturbation of the form

$$VP^\uparrow\theta(t)$$

with V being the voltage amplitude and θ the Heavyside-step function) we will find a current of spin-up fermions

$$I^\uparrow = g_c V.$$

This is the *drive* current governed by the Cisconductance, but there will also be a current of spin-down fermions

$$I^\downarrow = g_t V,$$

the *drag* current (governed by the Transconductance). The latter may be nonzero, even though the spin-down fermions do not feel the applied potential.

The situation of a nonvanishing Transconductance (or drag current) is called *Coulomb drag*. This problem has been studied, e.g., for coupled spinless-fermion systems by bosonization in Refs. 1,2,3 and to second-order perturbation theory in Ref. 4.

Normally, (since spin-polarized potentials are not available) one is only interested in the (full) conductance of the Hubbard model, where both fermion species feel the same potential, and the full current is the sum of the currents of the spin-up and spin-down fermions. As is straightforward to see, the Cis- and Transconductance give us directly the conductance of the Hubbard model via the relation $g_{\text{Hubbard}} = 2(g_c + g_t)$.

III. DESCRIPTION OF THE MONTE CARLO METHOD

Before starting with Monte Carlo we have to cast our Hamiltonian in a convenient form.

Using the Jordan-Wigner transform the Hubbard model can be mapped to a spin ladder. To each occupation operator we introduce a spin operator, i.e., we replace $n_{n,\uparrow} \rightarrow S_{2n}^z + 1/2$ and $n_{n,\downarrow} \rightarrow S_{2n+1}^z + 1/2$. If we express the Hubbard Hamiltonian with those new operators we obtain the following spin ladder (with $2N$ sites):

$$H = \sum_n [J_x(S_n^+ S_{n+2}^- + S_n^- S_{n+2}^+)/2 + J_z S_n^z S_{n+1}^z + B S_n^z] + \sum_n [U S_{2n}^z S_{2n+1}^z + U' S_{2n+1}^z S_{2n+2}^z], \quad (2)$$

where the sites with even number represent spin-up fermions and the sites with odd numbers, spin-down fermions. (For the Hubbard model one has to put $J_z = 0 = U'$. These parameters are used to model the spin-polarized interaction from the appendix and the zig-zag chain from Sec. IV C; see bottom half of Fig. 1. The sites $2n$ and $2n+1$ in the ladder represent therefore one atom of the Hubbard model and interact via an Ising interaction representing the Coulomb force (see Fig. 1). The hopping amplitudes satisfy $J_x = 2t$, and the strength of the magnetic field B in Eq. (2) is obtained from the chemical potential via the relation $B = U/2 + U'/2 - \mu$. Half filling corresponds therefore to $B = 0$. The two potential operators $P_x^{\uparrow,\downarrow}$ introduced in the previous section can be related to potential operators for the two chains (e being the charge unit)

$$P_x^\downarrow = e \sum_{n>x} S_{2n+1}^z, \quad P_x^\uparrow = e \sum_{n>x} S_{2n}^z.$$

Then we may obtain the four conductances g_{ij} introduced in the previous section by computing ($i, j \in \{\downarrow, \uparrow\}$)

$$g_{ij}(\omega_M) = -\omega_M/\hbar \int_0^{\hbar\beta} \cos(\omega_M\tau) \langle P_x^i P_y^j(i\tau) \rangle d\tau \quad (3)$$

at the Matsubara frequencies $\omega_M = 2\pi M(\beta\hbar)^{-1}$, $M \in \mathbb{N}$, and then extrapolating to $\omega = 0$. (The extrapolated value should not depend on x or y .⁹ We chose $x = N/2 = y - 1$.) For the extrapolation from $g(\omega_M)$ to $g(\omega = 0)$ we will use a quadratic fit from the first three Matsubara frequencies. [We will use open (OBC's) instead of periodic boundary conditions (PBC's).] Since the Hamiltonian contains Heisenberg-like interactions as well as Ising-like interactions, it is advantageous to use the Stochastic Cluster Series Expansion (SCSE) introduced in Ref. 10. For the Hubbard model the SCSE gives essentially the same update scheme as the one used in Ref. 16. We will explain it now shortly.

Following Ref. 10 we split the Hamiltonian according to $H = \sum_{h \in \mathfrak{h}} h$, but this time into four-sites clusters, called

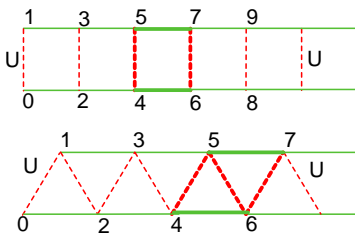


FIG. 1: The model Hamiltonian that will be discussed in this paper. Solid lines indicate a full Heisenberg-like interaction between the sites; dashed lines stand for sites coupled only by a z - z term (Ising-like interaction). The upper part is for $U' = 0$. The lower for $U' = U$. (Other values of U' are not considered.) A *plaquette* as used in the MC scheme is indicated by boldface lines.

plaquettes (see Fig. 1). The following operators belong to the plaquette \mathcal{P} (containing interactions between the sites $2n$, $2n + 1$, $2n + 2$, and $2n + 3$):

$$\begin{aligned}
 h_{\mathcal{P}}^{(1)} &= J_x S_{2n}^+ S_{2n+2}^- / 2 & h_{\mathcal{P}}^{(2)} &= J_x S_{2n}^- S_{2n+2}^+ / 2 \\
 h_{\mathcal{P}}^{(3)} &= J_x S_{2n+1}^+ S_{2n+3}^- / 2 & h_{\mathcal{P}}^{(4)} &= J_x S_{2n+1}^- S_{2n+3}^+ / 2 \\
 h_{\mathcal{P}}^{(5)} &= C + U/2 S_{2n}^z S_{2n+1}^z + U/2 S_{2n+2}^z S_{2n+3}^z + \\
 &+ U' S_{2n+1}^z S_{2n+2}^z + J_z S_{2n+1}^z S_{2n+3}^z + J_z S_{2n}^z S_{2n+2}^z \\
 &+ B/2 (S_{2n}^z + S_{2n+1}^z + S_{2n+2}^z + S_{2n+3}^z).
 \end{aligned}$$

The set \mathfrak{h} consists of all $h_{\mathcal{P}}^{(t)}$ for all plaquettes \mathcal{P} and all $t = 1, \dots, 5$.

The heart of the SCSE program is the so called loop update, where a spin flip of a subset (loop) of all spin variables is proposed. Since the sites with even and odd numbers form two chains, which are only coupled by a z - z interaction term, we find that the set of spin variables that will be flipped in the loop update belongs entirely to one of the chains. Therefore, we can view the new algorithm as *making loop updates for each chain separately*. During a loop update for one chain the spin variables of the other chain remain fixed. The consequence of this is that, if we update, e.g., the even chain, then operators with superscript $i = 3, 4$ can be neglected (are irrelevant for the loop construction), and the coupling terms (between the chains) reduce to magnetic field terms (for the even chain).

It is however advantageous to consider another variant of the loop update. The construction is similar to the first variant, but now we propose spin flips for both chains, i.e., the spin variables belonging to sites $2n$ and $2n + 1$ are flipped simultaneously. This may be viewed as a construction of two parallel loops—one for each chain. Since the two loops must be parallel, the number of possible transitions between different plaquette states is reduced. This may lead to a less efficient algorithm,¹³ but one should note that this parallel-loop update becomes deterministic for the case of $B = 0$ and hence enhances the efficiency of the algorithm (at least for this situation)

considerably.

IV. NUMERICAL RESULTS

A. Transconductance in the Hubbard model

1. Comparison with the Hubbard model

In bosonization theory the Hubbard model is described by two boson fields $\Phi_{\uparrow, \downarrow}$ representing the degrees of freedom of different spin orientations. The current operators for the spin sectors are then given by $J_{\uparrow, \downarrow} \propto \partial_x \Phi_{\uparrow, \downarrow}$.⁷ The conductance can be written in the form of a current-current correlator⁷ and may be evaluated in terms of the Luttinger-liquid parameters $K_{\rho, \sigma}$ of the charge and spin field⁸ $\Phi_{\rho/\sigma} = (\Phi_{\uparrow} \pm \Phi_{\downarrow})/\sqrt{2}$. The result is (using the linearity of the correlator and the results from Ref. 17)

$$g_c = \frac{1}{2}(K_{\rho} + K_{\sigma}) \quad g_t = \frac{1}{2}(K_{\rho} - K_{\sigma}). \quad (4)$$

When $\mu = U/2$ we are at half filling, where Umklapp processes are responsible for a gap in the system.¹⁸ The (charge) gap $\Delta(U)$ depends on the Hubbard repulsion U and is finite for all U .

2. Numerical simulations

We present now Monte Carlo results for the Transconductance in the Hubbard model Eq. (1) [or Eq. (2) for $U' = 0$].

We performed simulations for two different chemical potentials: First, $\mu = U/2$ corresponding to half filling and second $\mu = 0$. In the latter case the system is no longer at half filling, but has a U -dependent filling, which is shown in Fig. 11 of the appendix (in the large- U limit the system reaches quarter filling).

We show g_c and g_t as a function of U for the two different μ 's in Fig. 2. The figure shows that the Coulomb drag is very sensitive to a change in chemical potential.

Let us first look at the *half-filled* case (Fig. 2). If U is very large the Coulomb repulsion acts as an effective projection to those configurations satisfying $P^{\downarrow} = -P^{\uparrow}$. This implies that $g_c + g_t \rightarrow 0$ as $U \rightarrow \infty$. This contemplation is in accordance with Fig. 2. We should actually expect from Eq. (4) that for $T = 0$ we have $g_c + g_t = K_{\rho} = 0$ because of the charge gap $\Delta(U) > 0$ for all $U > 0$ (cf. Ref. 18). This should lead to a discontinuous jump at $U = 0$, because without the Coulomb force evidently $g_t = 0$ and g_c is the conductance of uncoupled spinless-fermion chains from Ref. 17. Here we emphasize that our method is a finite-temperature method, which means that the conductances calculated by us interpolate smoothly between the values for $U = 0$ and $U = \infty$. The crossover is expected to take place at that interaction value U_T which satisfies $\Delta(U_T) = k_B T$. It is therefore interesting to see how $g_{c,t}$ scale with temperature. However, our method gives only access to the

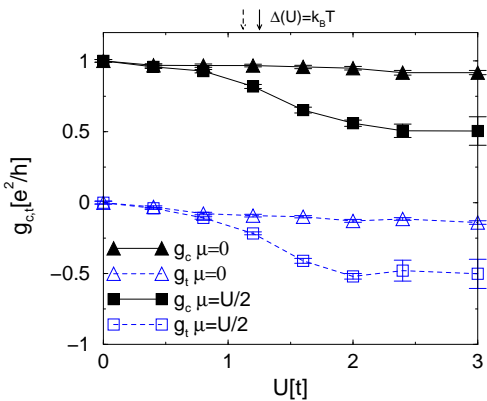


FIG. 2: Cis- and Transconductance (filled/empty symbols) of the Hubbard model as a function of U for two different μ 's (200 sites, $T = 0.02t/k_B$, OBC's, $2 \cdot 10^5$ MC sweeps.) The (solid) arrow indicates the U_T for which the charge gap (present at half filling) satisfies $\Delta(U_T) = k_B T$. (The dotted arrow shows $U_{T/2}$ where $\Delta(U_{T/2}) = k_B T/2$ for comparison.)

low- T regime,⁹ such that we will compare here results for only two different temperatures, $k_B T = 0.01t$ and $k_B T = 0.02t$. In the two subsequent simulations for the Cis-/Transconductance we did not find any difference at all. This implies only a weak temperature dependence (at low T) for the interaction U_T which governs the crossover. Since $\Delta(U)$ is known from analytical results,¹⁹ we can calculate the two crossover interactions—defined by $\Delta(U_{0.02}) = 0.02t$ and $\Delta(U_{0.01}) = 0.01t$ —finding that $U_{0.02} \approx 1.25t$ and $U_{0.01} \approx 1.12t$ do not differ much, as expected (they are also both indicated by arrows in Fig. 2).

Another important consequence of $g_c + g_t \rightarrow 0$ is that the signs of the Cis- and Transconductance are opposite or—in terms of the spin-up and spin-down currents—that the induced drag current flows in the opposite direction of the drive current.²⁰

Now we will turn to the spin sector. We have $K_\sigma = 1$ by spin-rotational invariance of the Hubbard model¹⁸ implying [see Eq. (4)] $g_c - g_t = 1$ for all U which is very well satisfied by Fig. 2.

Putting the two results for $g_c \pm g_t$ together, we obtain $g_c = 0.5 e^2/h = -g_t$ valid at high U . This large- U limit of g_c may also be computed in second-order perturbation theory. In this approximation the Hubbard model can be mapped to a Heisenberg model. The operator [on the Hilbert space of the original Hamiltonian Eq. (1)] P_x^\uparrow , which is effectively equal to $-P_x^\downarrow$, is identified with the operator (on the Hilbert space of the effective Heisenberg model) $P_x = \sum_{n>x} T_n^z$. [$T_n^z = (n_{n,\uparrow} - n_{n,\downarrow})/2$ is the spin operator for fermions; here denoted by T to avoid confusion with the spin operators appearing in Sec. III.] Applying the results from Ref. 9 the computation of g_c reduces then to the computation of the spin conductance of the Heisenberg model, which equals one half in units e^2/h .

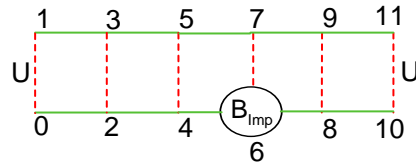


FIG. 3: The model Hamiltonian with an impurity at site $N/2$ for $N = 6$ in the spin ladder representation from the upper half of Fig. 1 (for $U' = 0$). The site on which the impurity potential acts is encircled.

In the case of *zero* μ (again Fig. 2) where the system is away from half filling there is no charge gap. Hence, K_ρ is finite, and so Eq. (4) tells us that $g_c + g_t = K_\rho$ does not decay with U . [Here we note that $g_c + g_t$ agrees (within error bars) with the values for K_ρ available in Ref. 18.] We still have $K_\sigma = 1$, which leads to $g_c - g_t = 1$ for all U (again very well satisfied by the figure).

Finally, we consider the large- U limit. Inserting $K_\rho(U = \infty) = 0.5$ and $K_\sigma \equiv 1$ from Ref. 18 in Eq. (4) yields $g_c = 0.75$ and $g_t = -0.25$ (units e^2/h). These results are in accordance with the figure. (Note that the statistical error increases with U such that we cannot compute $g(U)$ for sufficiently high U in order to extract the large- U limit accurately.)

B. Magnetic Impurity

In this subsection we will study the influence of an impurity. The modeling of the impurity follows Ref. 7, but for the spin-drag problem it is natural to consider a spin-dependent impurity, as we will do here. We extend therefore our Hamiltonian in the following way

$$H = H_{\text{Hubb}} + B_{\text{Imp}} n_{N/2, \uparrow},$$

i.e., we introduce an (impurity) potential at exactly one central site (which acts only on one spin orientation, see Fig. 3).

Fig. 4 shows Cisconductances and Transconductances as a function of the impurity potential B_{Imp} at *half filling*. (The example is chosen such that the Transconductance in the unperturbed system is relatively large.) The conductance of the Heisenberg chain with one impurity, which is the large- U limit of g_c , is given for comparison.

Although the two Cisconductances, $g_{\uparrow\uparrow}$ and $g_{\downarrow\downarrow}$, could in principle differ (the model is now asymmetric) they do not in the case of half filling—at least within error bars. Both Cisconductance and Transconductance go—more or less linearly—to zero as the impurity strength increases.

We note that within error bars $g_c = -g_t$ such that the full conductance of the system

$$g = 2(g_c + g_t)$$

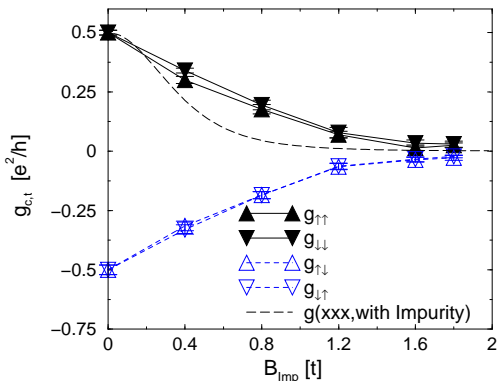


FIG. 4: The Cis- and Transconductance (filled/empty symbols) as a function of the impurity strength B_{Imp} at half filling. The impurity acts on spin-up fermions. Note that the Cisconductance for the spin-up fermions $g_{\uparrow\uparrow}$ (triangle up) might differ from the one of the spin-down fermions $g_{\downarrow\downarrow}$ (triangle down). The two Transconductances are the same. The conductance of an xxx (Heisenberg) chain with one impurity (which should coincide with the large- U limit of the Cisconductance) is given for comparison. ($\mu = U/2$, $U = 2t$, $N = 192$ sites, $T = 0.02t/k_B$.)

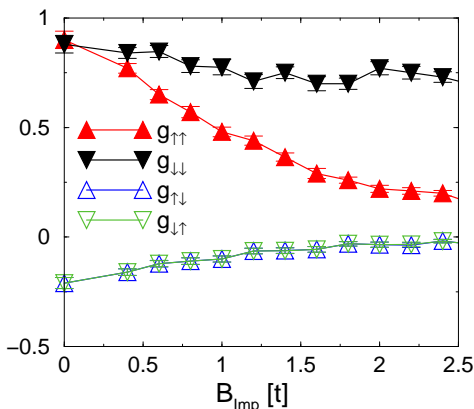


FIG. 5: The Cis- and Transconductance (filled/empty symbols) as a function of the impurity strength B_{Imp} in the Hubbard model away from half filling. The impurity acts on spin-up fermions. Note that the Cisconductance for the spin-up fermions $g_{\uparrow\uparrow}$ (triangle up) differs from the one of the spin-down fermions $g_{\downarrow\downarrow}$ (triangle down). The two Transconductances are the same. ($\mu = 0$, $U = 4t$, $N = 192$ sites, $T = 0.02t/k_B$.)

remains zero after insertion of the impurity. Furthermore, investigations with our method at different temperatures find no sizeable T -dependence.

In the case of *zero chemical potential*, $\mu = 0$, we find a splitting of the two Cisconductances (see Fig. 5). This is particularly interesting since this finding implies a spin-polarized current. If we assume a (spin-independent) driving potential of the form

$$V(P^\uparrow + P^\downarrow)$$

(V being the voltage amplitude), then the current is

$$I = I^\uparrow + I^\downarrow, \quad I^\uparrow = (g_{\uparrow\uparrow} + g_{\uparrow\downarrow})V \quad I^\downarrow = (g_{\downarrow\uparrow} + g_{\downarrow\downarrow})V.$$

The average spin of a fermion in the current is therefore (using $g_{\downarrow\uparrow} = g_{\uparrow\downarrow} = g_t$)

$$S = \frac{I^\uparrow - I^\downarrow}{2I} = \frac{g_{\uparrow\uparrow} - g_{\downarrow\downarrow}}{2(g_{\uparrow\uparrow} + g_{\downarrow\downarrow} + 2g_t)}$$

different from zero (see Fig. 6).

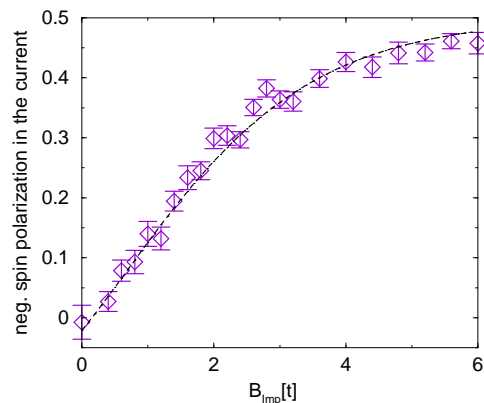


FIG. 6: The negative average spin polarization ($-S$) of the induced current as a function of the impurity strength B_{Imp} in the Hubbard model away from half filling. The impurity acts on spin-up fermions. The dashed curve is obtained by fitting $g_{\uparrow\uparrow}$, $g_{\downarrow\downarrow}$ and g_t in Fig. 5 with an exponential ansatz and substituting these fits into the formula for S . ($\mu = 0$, $U = 4t$, $N = 192$ sites, $T = 0.02t/k_B$.)

An interesting problem is the question whether for $\mu = 0$ the Cisconductance in the pure (spin-down) sector $g_{\downarrow\downarrow}$ survives or not when we increase B_{Imp} to infinity. Note that a finite $g_{\downarrow\downarrow}$ would imply a total spin polarization, i.e., $S = -1/2$. The limit $B_{\text{Imp}} \rightarrow \infty$ of $g_{\downarrow\downarrow}$ cannot be taken directly (because of problems with the MC simulation), but here we note that there is another way to model the impurity. Instead of applying a local magnetic field on one site, one can introduce a weak link, i.e., decrease the hopping amplitude for spin-up fermions between the sites $N/2$ and $N/2+1$ from the initial value t to t_{Imp}^\uparrow . These two variants of impurities behave similarly.⁷ We computed the Cisconductance for the unaffected spin orientation for the model with $t_{\text{Imp}}^\uparrow = 0$ (corresponds to $B_{\text{Imp}} = \infty$) at $\mu = 0$, $U = 4t$, $N = 200$ sites. We find a value of about $[0.79 \pm 0.03]e^2/h$.

The different behavior of the Cisconductance in the (unaffected) spin-down sector at half filling and away from half filling may be explained as follows: Suppose B_{Imp} and U are large. The effect of the B_{Imp} term on the fermions is that it forbids occupation of the impurity site for one of the two fermion species (in our case spin-up fermions). At half filling a spin-up fermion can hop only from one site to another by exchanging the site with a spin-down fermion (there are no empty sites),

i.e., simultaneously with the spin-up a spin-down fermion must hop in the opposite direction *et vice versa* (implying $g_c = -g_t$). A fermion of a certain spin index can then only pass the impurity site if accompanied by a fermion of opposite spin (which moves in the opposite direction). Since the impurity site is forbidden for one of the two fermion species, no fermion can pass the impurity site, and both Cisconductances must go to zero.

Away from half filling the hopping of a spin-up fermion does not necessarily require the hopping of a spin-down fermion (the spin-up fermion can hop to an empty site) and hence the impurity affects only one of the two Cisconductances.

C. Zig-zag chain

So far we have dealt with a system of two fermion species, where the two species reside on the same set of sites. In contrast to this, the bosonization approaches considered mostly systems of two coupled spinless-fermion conductors. We can compare our results with that situation, if we interpret the Hubbard model as a spinless-fermion ladder. Here one assumes that each fermion species lives on a different conductor [i.e., the two indices (n, \uparrow) and (n, \downarrow) are supposed to label (spatially) different sites; compare Sec. III and upper half of Fig. 1]. But one should note that for this case the parameter U should be small (since the distance between separated conductors is large) and the Coulomb interaction should be long-ranged (not on-site as in the Hubbard model). Hence we are led to the question how a variation in the interaction term modifies our results.

To address this question we add a new interaction term to the Hubbard model

$$H = H_{\text{Hubb}} + U \sum_n n_{n,\downarrow} n_{n+1,\uparrow}.$$

This Hamiltonian corresponds to Eq. (2) with $U' = U$. One can justify introducing this new interaction term if the fermion species live on different sites where each spin-down site (n, \downarrow) lies between two spin-up sites, (n, \uparrow) and $(n+1, \uparrow)$. This model has therefore the geometry of a frustrated zig-zag chain as depicted in the lower half of Fig. 1.

One should note that this system has a total of $2N$ sites, N sites for each fermion species. [Although it would be useful to adopt the notion of a system with two coupled (spinless-fermion) chains, we will keep here the notation of a system of spinfull fermions.]

The results for the spin drag in this model are shown in Fig. 7. We discuss again two chemical potentials: one is $\mu = U$ implying half filling, the other is again $\mu = 0$. In the latter case the (mean) occupation number per site n_ρ is different from one half (the occupation at half filling) and depends on U . It is shown in Fig. 8.

One sees in Fig. 7 that $|g_{c,t}|$ grow with the strength of the interaction. This may be explained as follows: First,

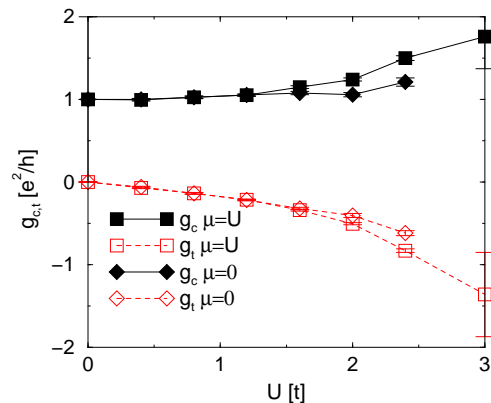


FIG. 7: Cis- and Transconductance (filled/empty symbols) of the zig-zag chain for two magnetic fields (120 sites per fermion species, $T = 0.02t/k_B$, $U' = U$ in Eq. (2), OBC's, $2 \cdot 10^5$ MC sweeps.)

the Coulomb interaction mediates an *attractive* nearest-neighbor interaction for fermions with equal spin orientation (this is a consequence of the frustration). Therefore, in a simple approximation the only effect of the Coulomb interaction is to renormalize the Luttinger-liquid parameters for the two spin sectors $K^{\uparrow,\downarrow}$. Since the Luttinger parameter for a spinless-fermion chain increases with the strength of the attraction,⁸ we expect that $K^{\uparrow,\downarrow}$ increases as U increases. Since $K^{\uparrow,\downarrow}$ gives the conductance of one spin sector¹⁷ (which is essentially the Cisconductance) we have that g_c increases with U .

One may also infer from the figure that the dependence of $g_{c,t}$ on a chemical-potential shift is weak. Within error bars g_c decreases only slightly upon shifting μ away from half filling.

One should note that in the limit $U = \infty$ the ground state is a spin-polarized configuration (see Fig. 9). For $\mu = U$ this means that all conductances are zero in the large- U limit, for one spin sector is empty and the other, completely filled. In contrast to this, for $\mu = 0$ one of the two spin sectors may remain conducting. The crossover to the ordered state occurs at values of U larger than $3t$ which may be seen by simulating and comparing the occupation number for different states. For $\mu = 0$ the difference in occupation (between the two spin sectors) $n_\sigma = \langle |\sum_n (n_{n,\uparrow} - n_{n,\downarrow})| \rangle / (2N)$ is shown in Fig. 8; for $\mu = U$ it is zero within error bars as long as $U \leq 3t$. We conclude that for the values of U considered in Fig. 7 the two spin sectors have approximately the same filling.

V. CONCLUSION

In this paper we discussed the spin drag for the Hubbard model at zero temperature. We found that the Transconductance is negative—at half filling the Umklapp even enforces $g_c = -g_t$. In that respect our situation is different from two coupled Tomonaga-Luttinger mod-

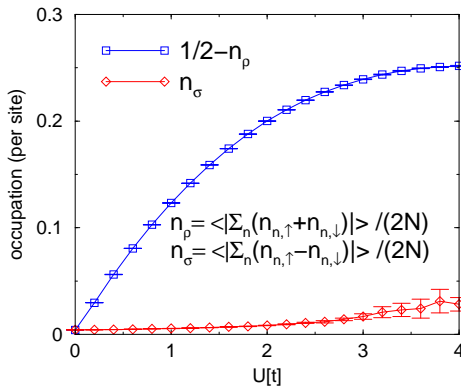


FIG. 8: Occupation per site (n_ρ) and difference between the occupations of the two fermion species (n_σ) for the zig-zag chain. (100 sites per fermion species, PBC's, $\mu = 0$, 10^4 MC sweeps, $T = 0.1t$.)

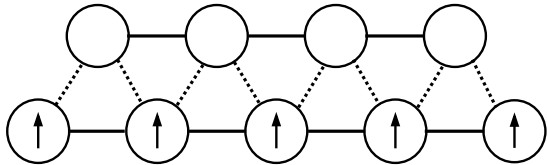


FIG. 9: One of two possible ground state configurations for the zig-zag Hamiltonian when $U \gg t$. The sites in the lower row are occupied by spin-up fermions, the sites in the upper row are empty. In the other ground state, the lower row is empty, and the upper completely filled with (spin-down) fermions.

els as considered in Refs. 1,2,3 which do not incorporate Umklapp. The “absolute-drag” result of the form $g_c = g_t$ (e.g., from Ref. 3) can only be recovered by introducing a spin-polarized interaction (see appendix).

If we assume that a given potential is in general not spin dependent, the only relevant quantity is the full conductance $g = 2(g_c + g_t)$, which is only nonzero away from half filling. Here both spin orientations contribute equally to the current. However, the situation changes when we add a magnetic impurity. Even if the driving potential is still spin independent, the resulting current will be (partially) spin polarized, if we are away from half filling. In the limit of a large impurity potential the current will be fully spin polarized.

APPENDIX A: SPIN-DEPENDENT INTERACTION—BROKEN SPIN-ROTATIONAL INVARIANCE

In the Hubbard model Cis- and Transconductance have opposite sign, in sharp contrast to the bosonization results (for coupled spinless-fermion chains), where Cis- and Transconductance are both positive. The discrepancy may come from the different modeling of the interaction. In the bosonization approaches each chain is given by an

interacting system (i.e., the Luttinger-liquid parameter K may differ from one), in the Hubbard model each spin sector alone is represented by a noninteracting fermion system. We will show in this appendix that a spin-polarized interaction leads to a positive Transconductance as found in the bosonization approaches. To this end we will now discuss the following variant of our Hamiltonian:

$$H = H_{\text{Hubb}} + \sum_{n,\sigma} J_z (n_{n,\sigma} - 1/2)(n_{n+1,\sigma} - 1/2). \quad (\text{A1})$$

Here the new J_z term breaks the spin-rotational invariance. Hence K_σ may now be different from one.

First we consider the *large- U limit at half filling*. The U term acts then as an effective projection to the configurations with exactly (because of half filling) one fermion per site, i.e., $n_{n,\uparrow} = 1 - n_{n,\downarrow}$. We now set-up an effective (second-order perturbation theory) Hamiltonian. From the kinetic-energy term we get again a Heisenberg model with exchange parameter $4t^2/U$. The J_z term of the Hamiltonian does not change the configuration (in the occupation-number basis) and gives therefore a direct energy contribution $2J_z \sum_n T_n^z T_{n+1}^z$ to the effective Hamiltonian where $T_n^z = (n_{n,\uparrow} - n_{n,\downarrow})/2$ denotes the spin of the fermion on site n . The full effective Hamiltonian reads

$$H_{\text{eff}} = \sum_n (4t^2/U)(T_n^+ T_{n+1}^- + T_{n+1}^+ T_n^-)/2 + \sum_n (2J_z + 4t^2/U) T_n^z T_{n+1}^z,$$

and is an xxz chain. If the anisotropy is larger than the hopping amplitude, i.e., if $J_z > 0$, this model is gapped (implying both a charge and a spin gap in the original model). We therefore expect that Cis- and Transconductance go to zero, if we increase U and keep a finite J_z .

Now we consider a *zero chemical potential* $\mu = 0$. We expect that this chemical potential shift away from half filling closes the charge gap, but leaves the spin gap more or less unaffected. We consider again the *large- U limit*. In any configuration the J_z term of the Hamiltonian gives the following contribution for two neighboring sites

- $J_z/2$ if the two sites are occupied with anti-parallel spins,
- $J_z/2$ if the two sites are occupied with parallel spins or are both empty,
- 0 if one site is occupied and the other, not.

We assume that there is a spin gap and that the (degenerate) ground state configurations are those for which the spins of the particles are ordered antiferromagnetically. If only these configurations are allowed, the J_z term can be represented as a one-site potential with a contribution $\pm J_z/2$ for empty/occupied sites. (One obtains the same energy contributions as from the J_z term of the original Hamiltonian, if one keeps in mind that each site appears in precisely two pairs of neighboring sites.) We can set-up the following effective Hamiltonian (this is just the

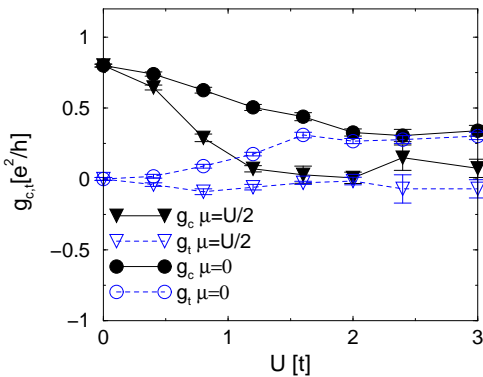


FIG. 10: The same as Fig. 2, but for $J_z = 0.8t$ (here $N = 140$). The simulations away from half filling suffer from large autocorrelation times.

restriction of the original Hamiltonian to the assumed ground state configurations, i.e., zeroth order in U)

$$\sum_n [(R_n^+ R_{n+1}^- + R_{n+1}^+ R_n^-)/2 + J_z R_n^z],$$

which is an xx chain in magnetic field, where the “spin” operator R_n^z (this time denoted by R to avoid confusion with previous spin operators) is defined by $R_n^z = -1/2$ if there is a particle on site n and $R_n^z = +1/2$ if site n is empty. Since the effective Hamiltonian describes the charge part of the Hamiltonian the full conductance $2(g_c + g_t)$ for the original model should coincide with the conductance of the new Hamiltonian which is e^2/h as the system is noninteracting.^{8,17} Since we have $g_c = g_t$ by the assumption of a spin gap and Eq. (4), the relation $g = 2(g_c + g_t)$ yields $g_c = 0.25 e^2/h = g_t$.

In principle the model Eq. (A1) can also be analyzed with the Monte Carlo method developed in this paper, but we found that the simulation for this case is problematic: We measured large autocorrelation times for finite J_z and μ (e.g., for the computation of the compressibility). We therefore must restrict ourselves to $J_z \leq 0.8t$.

For $J_z = 0.8t$ we present results for the Cis- and

Transconductance in Fig. 10. In the large- U limit we find good agreement with our prediction that $g_c = g_t = 0.25 e^2/h$ which gives credit to the simulation data despite the large autocorrelation times.

Here we want to stress once again the remarkable fact that the sign of the Transconductance (the direction of the induced current) changes when we switch the magnetic field and the spin-polarized interaction on. (The Transconductance is for all U negative in Fig. 2 whereas in the present situation we expect $g_t = g_c = K_\rho/2 > 0$ for $T = 0, U = \infty$.)

Occupation in the ground state—Since we identified the ground state of the Hamiltonian Eq. (A1) $H(\mu = 0, U \rightarrow \infty)$ with the ground state of the xx chain in magnetic field, we can calculate the occupation per state of this Hamiltonian in the large U -limit, the result being:

$$\sum_{n,\sigma} (n_{n,\sigma})/N = 1 - \arccos(J_z/[2t])/\pi.$$

This prediction may be tested against a Monte Carlo simulation. We find good agreement (see Fig. 11).

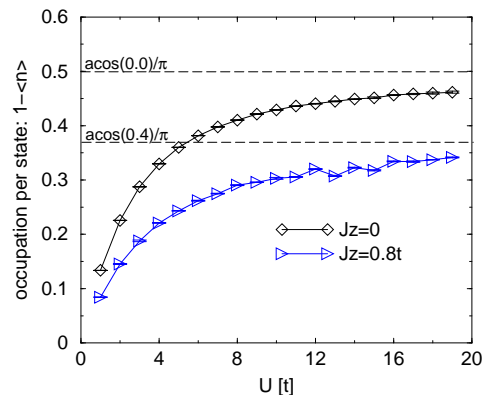


FIG. 11: Occupation per state (away from half filling) for the Hamiltonian Eq. (A1) $H(\mu = 0)$ for different J_z . The predicted high U values are given as dashed lines. (500 sites, PBC’s, 10^5 MC sweeps, $T = 0.1t$.)

¹ K. Flensberg, Phys. Rev. Lett. **81** 184 (1998).

² A. Komnik R. Egger, EPJ condmat/0007443

³ Yu.D. Nazarov and D. Averin, Phys. Rev. Lett. **81**, 653 (1998).

⁴ N.A. Mortensen, K. Flensberg, and A.P. Jauho, Phys. Rev. Lett. **86**, 1841 (2001); Phys. Rev. B **65** 085317 (2002).

⁵ K. Flensberg, T.S. Jensen, and N.A. Mortensen, Phys. Rev. B **64**, 245308 (2001).

⁶ I. d’Amico and G. Vignale, Phys. Rev. B **68**, 045307 (2003); *ibidem* **62**, 4853 (2000); Y. Takahashi, K. Shizume, and N. Masuhara, Physica E **10**, 22 (2001).

⁷ C.L. Kane and M.P.A. Fisher, Phys. Rev. Lett. **68**, 1220 (1992); Phys. Rev. B **46**, 15233 (1992).

⁸ A. Gogolin, A. Nersesyan, and A. Tsvelik, *Bosonization*

and Strongly Correlated Systems, Cambridge University Press, Cambridge 1998.

⁹ K. Louis and C. Gros, Phys. Rev. B **68**, 184424 (2003).

¹⁰ K. Louis and C. Gros, submitted to Phys. Rev. B cond-mat/0310465.

¹¹ A. Dorneich and M. Troyer, Phys. Rev. E **64**, 066701 (2001).

¹² A.W. Sandvik and J. Kurkijärvi, Phys. Rev. B **43**, 5950 (1991); A.W. Sandvik, J. Phys. A **25**, 3667 (1992).

¹³ O.F. Syljuåsen and A.W. Sandvik, Phys. Rev. E **66**, 046701 (2002).

¹⁴ A.W. Sandvik, “Stochastic series expansion method with operator-loop update”, Phys. Rev. B **59**, R14157 (1999).

¹⁵ R.T. Clay, A.W. Sandvik, and D.K. Campbell, Phys. Rev.

- B **59**, 4665 (1999).
- ¹⁶ P. Sengupta, A. W. Sandvik, and D. K. Campbell, Phys. Rev. B **65**, 155113 (2002).
- ¹⁷ W. Apel and T.M. Rice, Phys. Rev. B **26**, 7063 (1982).
- ¹⁸ H.J. Schulz, Phys. Rev. Lett. **64** 2831 (1990); “The Metal-Insulator Transition in One Dimension” at Los Alamos Meeting on strongly correlated Electron systems, Dec 1993, cond-mat/9412036.
- ¹⁹ Y. Umeno, M. Shiroishi, and A. Klümper, Europhys. Lett. **62** 284 (2003).
- ²⁰ P. Schlottmann, Phys. Rev. B **69**, 035110 (2004).