

# Variation of Specific Heat with $x$ and $y$ in $\text{Na}_x\text{CoO}_2 \cdot y\text{H}_2\text{O}/\text{D}_2\text{O}$

R. Jin<sup>1,\*</sup>, B.C. Sales<sup>1</sup>, S. Li<sup>2</sup>, and D. Mandrus<sup>1,2</sup>

<sup>1</sup>*Condensed Matter Sciences Division, Oak Ridge National Laboratory, Oak Ridge, TN 37831 and*

<sup>2</sup>*Department of Physics and Astronomy, The University of Tennessee, Knoxville, TN 37996*

(Dated: November 17, 2018)

We report specific heat measurements down to 0.4 K on the layered oxide  $\text{Na}_x\text{CoO}_2 \cdot y\text{H}_2\text{O}/\text{D}_2\text{O}$  with  $0 \leq x \leq 0.74$  and  $y = 0$  and 1.4. For the nonhydrated system ( $y = 0$ ), the electronic specific heat coefficient  $\gamma_N$  and the Debye temperature  $\Theta_D$  vary nonmonotonically with  $x$ , both displaying minima when  $x$  is close to 0.5. This indicates a systematic change of the electronic and vibrational structures with Na content. For both hydrated and deuterated systems ( $x = 0.35$  and  $y = 1.4$ ), the specific heat reveals a sharp peak with  $\Delta C_p \sim 45.5$  mJ/mol-K at  $T_c^{mid} \sim 4.7$  K and an anomaly at  $T_x \sim 0.8$  K. While the origin of the later is unknown, the former corresponds to the superconducting transition. Interestingly, the electronic specific heat, after subtracting lattice and Schottky contributions, exhibits roughly  $T^2$  behavior between  $0.2T_c$  and  $T_c$ . This can be explained by assuming an unconventional superconducting symmetry with line nodes. The results obtained under applied magnetic field further support this scenario.

PACS numbers: 74.20.Rp, 74.25.Bt, 74.25.Jb, 74.90.+n

There is growing evidence that the strong electron-electron correlation in layered  $\text{Na}_x\text{CoO}_2$  is responsible for some of its anomalous physical properties such as its “colossal” thermopower [1, 2] and possibly superconductivity in its hydrated form.[3] Although it is a good metal with high electrical conductivity for a wide Na doping range except for  $x = 0.5$ , both local density approximation (LDA) calculations [4] and experimental work [5] indicate that the itinerant bands of  $\text{Na}_x\text{CoO}_2$  are very narrow with  $W \ll U$ , where  $W$  is the band width and  $U$  is the effective on-site Coulomb interaction. This implies a high value of the density of states (DOS) at the Fermi level. However, all specific heat data reported so far reveal a weak or moderate enhancement of electronic specific heat coefficient  $\gamma_N$  for both hydrated and nonhydrated cases compared to the value from LDA band structure.[4, 6, 7, 8, 9] In these reports, the  $\gamma_N$  value was obtained by analyzing specific heat data above 2 K for Na content  $x$  in the range of 0.3 - 0.8. It is possible that the extracted  $\gamma_N$  value does not represent that for  $T \approx 0$  K. On the other hand, recent calculations, using the LDA+U method, suggest that the strength and effect of Coulomb interactions are reduced with decreasing  $x$ . [10] One would thus expect the variation of  $\gamma_N$  with  $x$ .

On the experimental side, the electronic properties of hydrated and nonhydrated  $\text{Na}_x\text{CoO}_2$  have not been systematically studied as a function of composition. While the phase diagram shown in Ref. [11] is constructed from electrical transport and magnetic measurements for  $1/3 \leq x \leq 3/4$  and  $y = 1.4$ , little is known about how the thermodynamic properties vary with both  $x$  and  $y$ . Of particular importance is the specific heat behavior in the superconducting state of the system, which can provide key information about the superconducting pairing sym-

metry. In this Letter, we report the low-temperature specific heat of  $\text{Na}_x\text{CoO}_2 \cdot y\text{H}_2\text{O}/\text{D}_2\text{O}$  with  $0 \leq x \leq 0.74$  and  $y = 0$  and 1.4.

Single crystals of  $\text{Na}_x\text{CoO}_2$  were used for specific heat measurements. Starting with  $\text{Na}_{0.74}\text{CoO}_2$  single crystals grown using a flux method,[12] crystals with lower Na content were obtained by chemical deintercalation as described in Ref. [6]. By controlling the deintercalation time, we obtain single crystals with  $x \approx 0.72$  and 0.48, as determined from measurements of the  $c$ -axis lattice parameter using the calibration curve in Ref. [11]. However, it is known that the above technique cannot extract all Na from  $\text{Na}_x\text{CoO}_2$ . In order to obtain  $\text{CoO}_2$  ( $x = 0$ ) with the hexagonal structure, we extract all Li from  $\text{LiCoO}_2$  powders using  $\text{NO}_2\text{BF}_4$  as described in Ref. [13]. Polycrystalline samples of  $\text{Na}_{0.35}\text{CoO}_2$  and superconducting  $\text{Na}_{0.35}\text{CoO}_2 \cdot 1.4\text{H}_2\text{O}/\text{D}_2\text{O}$  were prepared following a procedure similar to that described in Ref. [14]. Specific heat measurements were carried out using a PPMS (Physical Property Measurement System) from Quantum Design.

In Fig. 1a, we present the temperature dependence of the specific heat  $C_p$  for single crystalline  $\text{Na}_{0.74}\text{CoO}_2$  (filled circles),  $\text{Na}_{0.72}\text{CoO}_2$  (unfilled circles),  $\text{Na}_{0.48}\text{CoO}_2$  (crosses), polycrystalline  $\text{Na}_{0.35}\text{CoO}_2$  (filled diamonds), and  $\text{CoO}_2$  (unfilled diamonds). Note that  $C_p$  varies monotonically with  $T$  between 0.4 and 10 K and the curve tends to move upward with increasing  $x$ . For easy analysis, we replot the data as  $C_p/T$  versus  $T^2$  as shown in Fig. 1b. If the specific heat is due to electrons and phonons only, it is expected that  $C_p/T$  will be proportional to  $T^2$  at low temperatures. While this is true for  $\text{CoO}_2$  ( $x \sim 0$ ) between 0.4 and 10 K,  $C_p/T$  clearly deviates from linearity below  $\sim 2$  K for samples with  $x \neq 0$ . The low-temperature upturn indicates that an additional contribution sets in which increases with decreasing  $T$ . Similar behavior was reported previously and was attributed to a Schottky effect.[7] Thus, for  $T \ll \Theta_D$  (Debye temper-

\*email address: jinr@ornl.gov

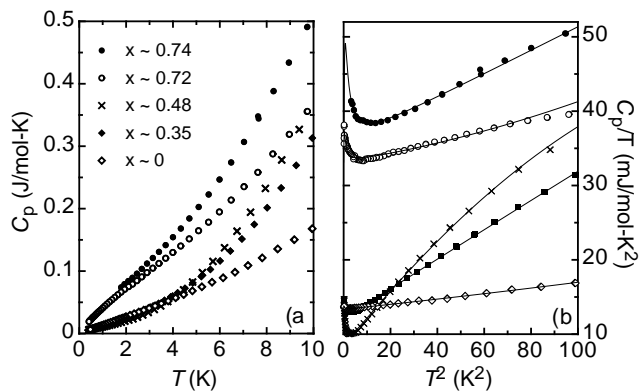


FIG. 1: (a) Temperature dependence of the specific heat  $C_p$  for single crystal  $\text{Na}_{0.74}\text{CoO}_2$  (filled circles),  $\text{Na}_{0.72}\text{CoO}_2$  (unfilled circles),  $\text{Na}_{0.48}\text{CoO}_2$  (crosses), polycrystalline  $\text{Na}_{0.35}\text{CoO}_2$  (filled diamonds), and  $\text{CoO}_2$  (unfilled diamonds) between 0.4 and 10 K. Shown in (b) is the replot of the data as  $C_p/T$  versus  $T^2$ , and solid curves are the fits of experimental data to Eq. 1.

ature), we may describe the specific heat using

$$C_p/T = \gamma_N + (\beta_3 T^2 + \beta_5 T^4) + \alpha \frac{e^{\frac{\Delta}{T}}}{T^3(1 + e^{\frac{\Delta}{T}})^2}. \quad (1)$$

Note these terms are corresponding to contributions from electrons, phonons (terms inside the bracket), and Schottky anomalies,[15] respectively. Here,  $\beta_3 = N(12/5)\pi^4 R \Theta_D^{-3}$  with  $R = 8.314$  J/mol-K and  $N =$  atomic number per formula unit,  $\beta_5$  is a constant describing the anharmonic coupling,  $\alpha$  is a constant proportional to number of two-level systems, and  $\Delta$  is the energy separation between the two levels.

The solid curves shown in Fig. 1b are fits of experimental data between 0.4 and 10 K to Eq. 1. Note that Eq. 1 describes our experimental data very well in the selected fitting range for all studied compounds. Parameters obtained from the above fitting procedure are listed in Table I. Using the relationship described above, the Debye temperatures may be calculated from the  $\beta_3$  values, and are given in Table I. In view of Table I, there are a couple of remarkable features: (1) both  $\gamma_N$  and  $\beta_3$  ( $\Theta_D$ ) vary nonmonotonically with  $x$ , displaying extrema for  $x \sim 0.48$ ; (2)  $\alpha$  decreases with decreasing  $x$ ; (3)  $\Delta$  does not vary much with  $x$ . Compared to the calculated band value of  $\gamma_N = 10$  mJ/mol-K<sup>2</sup> for  $x > 0.5$  [4, 10] and 13 mJ/mol-K<sup>2</sup> for  $x < 0.5$ [10], our  $\gamma_N$  values have a factor of 3 enhancement for  $x > 0.48$  but are very close for  $x < 0.48$ . This implies that the correlation effects are moderate for  $x > 0.48$  and become negligible for  $x < 0.48$ , in very good agreement with LDA+U calculations.[10] The small  $\gamma_N$  value for  $x \sim 0.48$  is likely related to the charge ordering reported in  $\text{Na}_{0.5}\text{CoO}_2$  at temperatures below 52 K.[11] For  $\text{Na}_{0.48}\text{CoO}_2$ , there may exist partial charge ordering, leading to a small  $\gamma_N$  value. It should also be mentioned that the  $\gamma_N$  value for the end

$x$	$\gamma_N$ (mJ/mol-K <sup>2</sup> )	$\beta_3$ (mJ/mol-K <sup>4</sup> )	$\Theta_D$ (K)	$\beta_5$ ( $\mu\text{J/mol-K}^6$ )	$\alpha$ (mJ-K <sup>2</sup> /mol)	$\Delta$ (K)
0.74	34.05	0.2051	328.2	-0.3447	258.1	3.849
0.72	32.91	0.0773	453.6	-0.0875	19.44	1.774
0.48	8.231	0.3958	257.4	-0.990	11.59	1.335
0.35	12.11	0.2002	319.0	-0.0232	3.410	1.203
$\sim 0$	13.33	0.0333	559.1	0.0319	0.5174	1.150

TABLE I: Parameters obtained from the fit of experimental data between 0.4 and 10 K to Eq. 1 and the inferred Debye temperatures  $\Theta_D$  (see text) for all  $x$  values.

compound  $\text{CoO}_2$  is nonzero, consistent with the metallic behavior reported previously.[13] Interestingly, the variation of Na concentration in  $\text{Na}_x\text{CoO}_2$  affects not only the DOS (reflected by  $\gamma_N$ ) but also  $\Theta_D$  with a minimum occurring at the same composition ( $x \sim 0.48$ ) as that for  $\gamma_N$ . This suggests strong coupling between electrons and the lattice, and the lattice tends to soften near  $x = 0.5$ . The monotonic decrease of  $\alpha$  with  $x$  reflects that the Schottky contribution to the specific heat decreases with Na content, and is almost negligible in the end compound  $\text{CoO}_2$ . This is consistent with the trend that the low-temperature magnetic susceptibility decreases with decreasing  $x$ . [11] The almost constant  $\Delta$  value for different  $x$  strongly suggests that Schottky effect is mainly controlled by nuclear moments.

We now focus on the specific heat of hydrated/deuterated  $\text{Na}_{0.35}\text{CoO}_2$ . Shown in Fig. 2a is the temperature dependence of specific heat for  $\text{Na}_{0.35}\text{CoO}_2 \cdot 1.4\text{H}_2\text{O}$  (filled circles) and  $\text{Na}_{0.35}\text{CoO}_2 \cdot 1.4\text{D}_2\text{O}$  (unfilled circles) between 0.4 and 10 K. Compared to that of the parent compound (filled diamonds), the specific heat of hydrated/deuterated  $\text{Na}_{0.35}\text{CoO}_2$  is larger at high temperatures but smaller below  $\sim 2$  K. Most prominent is the specific heat anomaly below 5 K in both hydrated and deuterated cases, reflecting the superconducting phase transition at  $T_c^{\text{onset}} \sim 5$  K. To obtain superconducting-state properties, all non-electronic contributions, which are not affected by the superconducting phase transition, should be subtracted from the total specific heat. As shown in Fig. 2b,  $C_p/T$  reveals more or less linear dependence with  $T^2$  above  $T_c$  for both hydrated and deuterated compounds. This suggests that the first two terms of Eq. 1 are dominating. While the low-temperature upturn is absent, the contribution from the Schottky form may be hidden due to sharp decrease of electronic specific heat in superconducting state. For comparison, we extract the electronic specific heat with/without considering the Schottky effect. Shown in Figs. 2c-2d are the temperature dependence of the electronic specific heat assuming  $C_p^{\text{el}} = C_p - C_p^{\text{ph}}$  (Fig. 2c) or  $C_p^{\text{el}} = C_p - C_p^{\text{ph}} - C_p^{\text{Sch}}$  (Fig. 2d). Here, parameters for  $C_p^{\text{Sch}}$  are assumed to be the same as that for  $\text{Na}_{0.35}\text{CoO}_2$  (see Table 1) since they cannot be determined by fitting data above  $T_c$ , and  $C_p^{\text{ph}}(T)$  are obtained by fitting experimental data

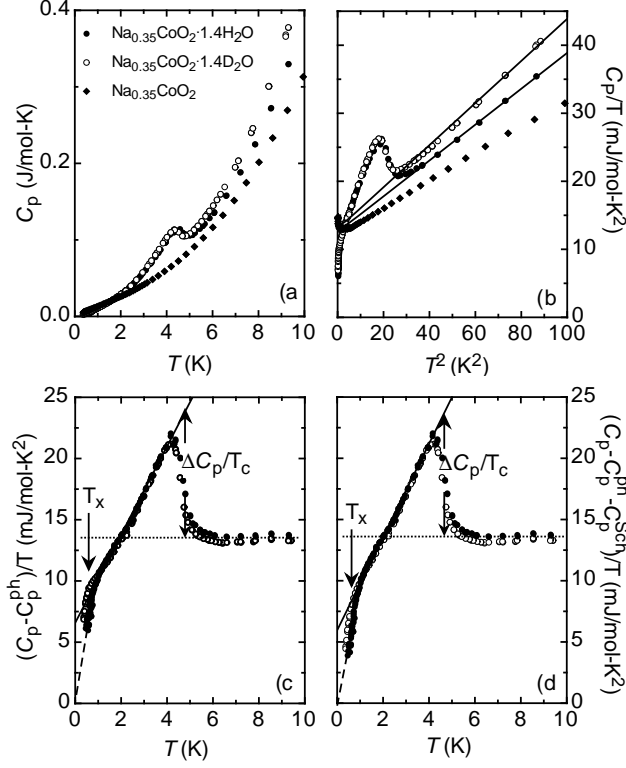


FIG. 2: (a) Temperature dependence of the specific heat  $C_p$  for polycrystalline  $\text{Na}_{0.35}\text{CoO}_2\cdot 1.4\text{H}_2\text{O}$  (filled circles),  $\text{Na}_{0.35}\text{CoO}_2\cdot 1.4\text{D}_2\text{O}$  (unfilled circles), and  $\text{Na}_{0.35}\text{CoO}_2$  (filled diamonds) between 0.4 and 10 K; (b) replot of the data in (a) as  $C_p/T$  versus  $T^2$ ; solid curves are fits of experimental data to Eq. 1 (see text); (c) and (d) present the temperature dependence of  $(C_p - C_p^{\text{ph}})/T$  (c) and  $(C_p - C_p^{\text{ph}} - C_p^{\text{Sch}})/T$  (d) of  $\text{Na}_{0.35}\text{CoO}_2\cdot 1.4\text{H}_2\text{O}$  (filled circles) and  $\text{Na}_{0.35}\text{CoO}_2\cdot 1.4\text{D}_2\text{O}$  (unfilled circles). In each case, the solid line is the linear fit of experimental data between 0.8 and 4.1 K and the broken line is the extrapolation of experimental data below 0.7 K to the origin.

between 6 and 10 K without (Fig. 2c) or with (Fig. 2d) the consideration of the Schottky effect. It turns out that the results are almost the same at high temperatures with only a slight difference at low temperatures. In both cases, note that the substitution of D for H has little effect on the specific heat as we concluded earlier in Ref.[6]. As marked by the dashed line in Figs. 2c-2d, the normal-state electronic specific heat coefficient  $\gamma_N = 13.7$  mJ/mol-K<sup>2</sup> for  $\text{Na}_{0.35}\text{CoO}_2\cdot 1.4\text{H}_2\text{O}$  and 13.3 mJ/mol-K<sup>2</sup> for  $\text{Na}_{0.35}\text{CoO}_2\cdot 1.4\text{D}_2\text{O}$ , is very close to that for the parent compound  $\text{Na}_{0.35}\text{CoO}_2$  (see Table 1). This is in very good agreement with a theoretical prediction that the intercalation of water into  $\text{Na}_{0.35}\text{CoO}_2$  results in little change in the electronic structure.[16]

Although the specific heat starts to depart from the high-temperature behavior at 5 K and peaks at  $\sim 4.1$  K, the thermodynamic transition temperature of  $\text{Na}_{0.35}\text{CoO}_2\cdot 1.4\text{H}_2\text{O}/\text{D}_2\text{O}$  is at  $T_c^{\text{mid}} \sim 4.7$  K where specific heat jump reaches half of the maximum. By extrapolating

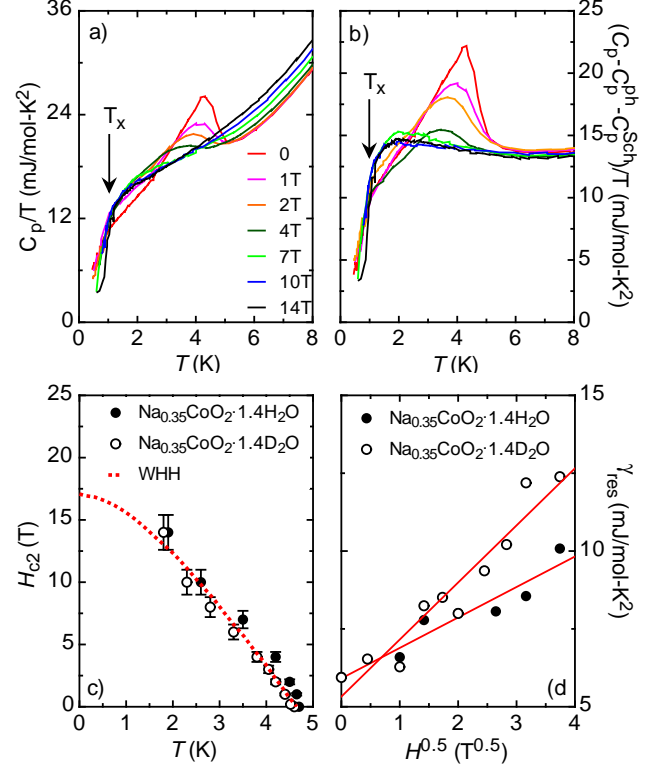


FIG. 3: (a) Temperature dependence of the specific heat  $C_p$  for polycrystalline  $\text{Na}_{0.35}\text{CoO}_2\cdot 1.4\text{H}_2\text{O}$  under indicated magnetic fields; (b) temperature dependence of the electronic specific heat with  $C_p^{\text{el}}/T = (C_p - C_p^{\text{ph}} - C_p^{\text{Sch}})/T$ ; (c) temperature dependence of the upper critical field  $H_{c2}$  for  $\text{Na}_{0.35}\text{CoO}_2\cdot 1.4\text{H}_2\text{O}$  (filled circles) and  $\text{Na}_{0.35}\text{CoO}_2\cdot 1.4\text{D}_2\text{O}$  (unfilled circles). The dashed line is the fit of the data to the WHH formula (see text); (d) magnetic field dependence of the residual electronic specific heat coefficient  $\gamma_{\text{res}}$  plotted as  $\gamma_{\text{res}}$  vs.  $H^{0.5}$ . The solid lines are the linear fit of the data (see text).

olating the low-temperature specific heat to  $T_c^{\text{mid}}$  (see Figs. 2c-2d), we obtain the specific heat jump  $\Delta C_p \sim 45.5$  mJ/mol-K. It follows that  $\Delta C_p / \gamma_N T_c^{\text{mid}} \sim 0.71$  mJ/mol-K<sup>2</sup>, roughly 50% of the BCS value. According to previous work, this result is compatible with (a) 50% superconducting volume fraction [17, 18] or (b) 100% superconductivity if there exists line nodes in the superconducting pairing symmetry.[17, 19] As the specific heat measurements are always carried out in high vacuum, it is possible that some  $\text{H}_2\text{O}/\text{D}_2\text{O}$  is pumped out of the material thus reducing the superconducting volume fraction. For this reason, samples were cooled rapidly to 20 K in Helium gas before pumping. Thermogravimetric analysis indicates that the  $\text{H}_2\text{O}/\text{D}_2\text{O}$  content  $y$  remains 1.4 after the specific heat measurements. This and the fact that all other specific heat measurements on either powder [17, 18, 19] or single crystals [3] result in  $\Delta C_p / \gamma_N T_c^{\text{mid}}$  up to 50% of the BCS value indicate that the small specific heat jump is unlikely due to the sample quality. In the second scenario, one would expect a  $T^2$  dependence of

the electronic specific heat in the superconducting state, *i.e.*  $C_p^{el}/T \propto T$ . [20] As may be seen in Figs. 2c-2d,  $C_p^{el}/T$  varies more or less linearly between 0.8 and 4.1 K. The solid lines are the linear fit to the experimental data in this region. A somewhat steeper slope is obtained when the Schottky effect is considered (see Fig. 2d). Thus, it is conceivable that there exist line nodes in superconducting pairing symmetry of  $\text{Na}_{0.35}\text{CoO}_2 \cdot 1.4\text{H}_2\text{O}/\text{D}_2\text{O}$ . However,  $C_p^{el}/T$  shows an apparent deviation from linearity with sharper decrease below  $T_x \sim 0.8$  K. This implies that not all of the conducting electrons are involved in the superconducting phase transition at  $T_c$ , leading to a small specific heat jump and a non-zero intercept  $\gamma_{res}$  when the solid lines in Fig. 2c-2d are extrapolated to  $T = 0$  K. Residual unpaired electrons should be responsible for the anomaly at  $T_x$ , below which  $C_p^{el}/T$  seems to approach linearly to the origin as guided by the broken lines. It should be mentioned that the entropy is well balanced when the Schottky contribution is taken into account (see Fig. 2d). This strongly suggests that the sharp decrease of electronic specific heat below  $T_x$  is unlikely due to experimental error. [21] Although the specific heat reported by Oeschler *et al* [22] was measured above 0.8 K, it was argued in Ref. [22] that the temperature dependence of specific heat of  $\text{Na}_{0.35}\text{CoO}_2 \cdot 1.4\text{H}_2\text{O}$  should behave similarly to that of  $\text{MgB}_2$  with two-gap superconductivity, where a sharp decrease of specific heat well below  $T_c$  is observed due to a small-gap contribution.

To gain insight into the transition at  $T_c$  and anomaly at  $T_x$ , we have measured the specific heat of  $\text{Na}_{0.35}\text{CoO}_2 \cdot 1.4\text{H}_2\text{O}$  and  $\text{Na}_{0.35}\text{CoO}_2 \cdot 1.4\text{D}_2\text{O}$  under the application of magnetic field. Shown in Fig. 3a is specific heat data on  $\text{Na}_{0.35}\text{CoO}_2 \cdot 1.4\text{H}_2\text{O}$  plotted as  $C_p/T$  vs.  $T$  with  $H = 0$  (red), 1 T (pink), 2 T (orange), 4 T (forest green), 7 T (green), 10 T (blue), and 14 T (black). Interestingly, the anomaly at  $T_x$  seems to be insensitive to  $H$ . This suggests that the anomaly at  $T_x$  is unlikely due to the small-gap contribution in the two-gap superconductivity scenario. [22] As demonstrated in Fig. 3b, the anomaly remains after subtracting the phonon and Schottky contributions. To determine whether it is related to two-gap superconductivity or some sort of magnetic transition such as a spin density wave, further investigation is necessary.

Nevertheless, the specific heat jump due to superconducting phase transition weakens and moves toward lower temperatures with increasing  $H$ , indicating the suppression of the superconducting transition temperature and superconducting volume fraction. In Fig. 3c, we plot the upper critical field  $H_{c2}$

versus  $T$  for  $\text{Na}_{0.35}\text{CoO}_2 \cdot 1.4\text{H}_2\text{O}$  (filled circles) and  $\text{Na}_{0.35}\text{CoO}_2 \cdot 1.4\text{D}_2\text{O}$  (unfilled circles). Compared to that obtained from the electrical resistivity [3] and magnetic susceptibility measurements, [23]  $H_{c2}(T)$  shown in Fig. 3c varies moderately with initial slope  $dH_{c2}/dT|_{T_c} \sim -5.3$  T/K. Using this value and the Werthamer-Helfand-Hohenberg (WHH) formula for the dirty limit, [24] we may estimate the temperature dependence of  $H_{c2}$  between 0 and  $T_c$ . Remarkably, our experimental  $H_{c2}(T)$  follows very well the WHH expression represented by the dashed line in Fig. 3c. At  $T = 0$  K, the WHH formula gives  $H_{c2}(0) = 17.1$  T. This allows us to estimate the coherence length  $\xi(0) \sim 44$  Å using  $H_{c2} = \phi_0/2\pi\xi^2$  ( $\phi_0$  is the flux quantum). As emphasized previously, [3, 23] the coherence length is short for a superconductor with such a low  $T_c$ . On the other hand, the reduction of the superconducting volume fraction due to the application of  $H$  is reflected by the increase of  $\gamma_{res}$  value. From linear extrapolation of  $C_p^{el}/T(T)$  in the linear regime of superconducting state, we obtain  $\gamma_{res}$  for each  $H$  and plot them as  $\gamma_{res}$  versus  $H^{0.5}$  in Fig. 3d for  $\text{Na}_{0.35}\text{CoO}_2 \cdot 1.4\text{H}_2\text{O}$  (filled circles) and  $\text{Na}_{0.35}\text{CoO}_2 \cdot 1.4\text{D}_2\text{O}$  (unfilled circles). As guided by the solid lines,  $\gamma_{res}$  varies more or less linearly with  $H^{0.5}$  for both systems, consistent with unconventional superconducting pairing symmetry with line nodes.

Based on the present specific heat studies, we conclude that the electronic and vibrational properties are sensitive to  $x$  but not  $y$  in  $\text{Na}_x\text{CoO}_2 \cdot y\text{H}_2\text{O}/\text{D}_2\text{O}$ . For the nonhydrated system with  $y = 0$ , both the electronic specific heat coefficient  $\gamma_N$  and the Debye temperature  $\Theta_D$  change systematically with  $x$ , showing minima at  $x \sim 0.48$ . For the hydrated/detrated system with  $x = 0.35$ , the variation of  $y$  between 0 and 1.4 results in little effect on  $\gamma_N$  value. There is evidence for “double transitions” with one at  $T_c \sim 4.7$  K and another at  $T_x \sim 0.8$  K. While the origin of the later “transition” is unknown, our results demonstrate that the superconducting transition at  $T_c$  is likely unconventional with line nodes in its pairing symmetry.

## Acknowledgments

We thank G.M. Veith for advice on materials preparation, and D.J. Singh for fruitful discussions. Oak Ridge National laboratory is managed by UT-Battelle, LLC, for the U.S. Department of Energy under contract DE-AC05-00OR22725.

- 
- [1] W. Koshibae, K. Tsutsui, and S. Maekawa, Phys. Rev. B **62**, 6869 (2000).  
 [2] Y. Wang, N.S. Rogado, R.J. Cava, and N.P. Ong, Nature **423**, 425 (2003).  
 [3] F.C. Chou, J.H. Cho, P.A. Lee *et al*, Phys. Rev. Lett.

- 92**, 157004 (2004).  
 [4] D. J. Singh, Phys. Rev. B **61**, 13391 (2000).  
 [5] B. Fisher, K.B. Chashka, L. Patlagan *et al*, J. Phys.: Condens. Matter **15**, L571 (2003).  
 [6] R. Jin, B.C. Sales, P. Khalifah, and D. Mandrus, Phys.

- Rev. Lett. **91**, 217001 (2003).
- [7] Y. Ando, N. Miyamoto, K. Segawa, T. Kawata, and I. Terasaki, Phys. Rev. B **60**, 10580 (1999).
- [8] K. Miyoshi, E. Morikuni, K. Fujiwara, J. Takeuchi, and T. Hamasaki, Phys. Rev. B **69**, 132412 (2004).
- [9] B.C. Sales, R. Jin, K.A. Affholter, P. Khalifah, G.M. Veith, and D. Mandrus, Phys. Rev. B (in press).
- [10] K.-W. Lee, J. Kunes, and W.E. Pickett, Phys. Rev. Lett. **70**, 45104 (2004).
- [11] M.L. Foo, Y. Wang, S. Watauchi *et al*, Phys. Rev. Lett. **92**, 247001 (2004).
- [12] K. Fujita, T. Mochida, K. Nakamura, Jpn. J. Appl. Phys. **40**, 4644 (2001).
- [13] S. Venkatraman, and A. Manthiram, Chem. Mater. **14**, 3907 (2002).
- [14] K. Takada, H. Sakurai, E. Takayama-Muromachi *et al*, Nature **422**, 53 (2003).
- [15] E.S.R. Gopal, *Specific Heats at Low Temperatures* (Plenum Press, New York, 1966).
- [16] M.D. Johannes, D. J. Singh, Phys. Rev. B **70**, 14507 (2004).
- [17] B. Lorenz, J. Cmaidalka, R.L. Meng, C.W. Chu, Physica C **402**, 106 (2004).
- [18] B.G. Ueland, P. Schiffer, R.E. Schaak, M.L. Foo, V.L. Miller, R.J. Cava, Physica C **402**,27 (2004).
- [19] H.D. Yang, J.-Y. Lin, C.P. Sun *et al*, cond-mat/0407589 (2004).
- [20] M. Sigrist, and K. Ueda, Rev. Mod. Phys. **63**, 239 (1991).
- [21] While the heat capacity of the addenda shows no anomaly at  $T_x$ , the specific heat of the sample has also been carefully examined using different methods suggested by *Quantum Design*. It confirms that the anomaly for the sample is not an artifact. For more information about the reliability of PPMS, see J.C. Lashley *et.al*, Cryogenics **43**, 369 (2003).
- [22] N. Oeschler, R.A. Fisher, N.E. Phillips *et al*, Chinese J. Phys. (in press).
- [23] H. Sakurai, K. Takada, S. Yoshii *et al*, Phys. Rev. B **68**, 132507 (2003).
- [24] N.R. Werthamer, E. Helfand, and P.C. Hohenberg, Phys. Rev. **147**, 250 (1966).