

# A transition from antiferromagnetism to spin-glass freezing in single crystalline, $\text{Dy}_2\text{PdSi}_3$

K.K. Iyer<sup>+</sup>, P.L. Paulose<sup>+</sup>, E. V. Sampathkumaran<sup>+</sup>, H. Bitterlich<sup>\*</sup>, G. Behr<sup>\*</sup> and Löser<sup>\*</sup>

<sup>+</sup>Tata Institute of Fundamental Research, Homi Bhabha Road, Mumbai – 400 005, India

<sup>\*</sup>Leibniz-Institut für Festkörper- und Werkstofforschung Dresden, Postfach 270116, D-01171 Dresden, Germany

## Abstract

*We report low temperature (1.8-15 K) ac magnetic susceptibility and isothermal remanent magnetization behavior for the single crystalline form of  $\text{Dy}_2\text{PdSi}_3$ , crystallizing in a  $\text{AlB}_2$ -derived hexagonal structure, for two orientations. The results, while confirming the existence of two magnetic transitions, one at 8 K and the other at 2.5 K, as inferred from previous dc magnetization studies, suggest that the 2.5K-transition is spin-glass-like, with an interesting sensitivity to the application of an external dc magnetic field. Thus, this compound appears to undergo a transition from antiferromagnetism to spin-glass freezing as the temperature is lowered.*

## INTRODUCTION

The ternary intermetallic compounds of the type,  $\text{R}_2\text{PdSi}_3$  (R= Rare-earth), crystallizing in a  $\text{AlB}_2$ -derived hexagonal structure [1] exhibit anomalous magnetic properties [See, for instance, Refs. 2-5, and articles cited therein]. Many of the heavy R members have been shown to exhibit two magnetic transitions, and the efforts to understand the origin of these have just begun in the literature [4,5].

In this article, we focus on the compound  $\text{Dy}_2\text{PdSi}_3$  which turned out to be one of the few R-based intermetallic compounds reported to exhibit giant magnetoresistance at low temperatures several years ago [2]. The onset of antiferromagnetic ordering takes place at 8 K in this compound, while initial dc magnetization studies indicated the existence of a second transition around 2.5 K [2]. The 2.5-transition behaves like a spin-glass in ac magnetic susceptibility ( $\chi$ ) of polycrystals [4]; this is a rare phenomenon among stoichiometric materials, presumably arising from a small degree of crystallographic disorder thereby enabling randomization of the exchange coupling. If so, this is one of the few R-based compounds exhibiting re-entrant magnetism (in the following sense: paramagnetic to antiferromagnetic to spin-glass-like). It is therefore important to characterize the magnetic behavior of this compound at low temperatures in the single crystalline form, particularly focusing on the spin-glass features. We have earlier reported dc magnetization behavior on the single crystals of this compound [3] and we report here the results of ac  $\chi$  and isothermal remanent magnetization ( $M_{\text{IRM}}$ ) measurements on single crystals at low temperatures keeping this objective in mind.

## EXPERIMENTAL DETAILS

The single crystal pieces employed in the present investigations are the same as those in Ref. 3. Ac  $\chi$

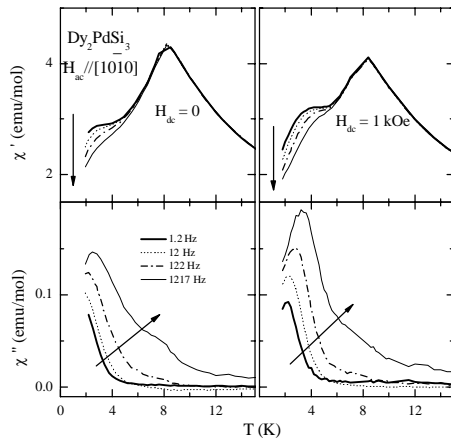
measurements below 15 K were performed for two orientations  $H_{\text{ac}}//[0001]$  and  $H_{\text{ac}}//[10\bar{1}0]$  at various frequencies ( $\nu$ ) with an ac magnetic field (H) amplitude of ( $H_{\text{ac}}=$ ) 1 Oe, employing a commercial superconducting quantum interference device (Quantum Design), in the absence as well as in the presence of dc magnetic fields (1 and 15 kOe) parallel to the direction of  $H_{\text{ac}}$ . The time-dependent  $M_{\text{IRM}}$  measurements were performed after cooling the sample in zero dc magnetic field to a required temperature, followed by switching on the dc H of 5 kOe for 5 mins; the decay of M was then tracked as a function of time ( $t$ ) after switching off the dc H.

## RESULTS AND DISCUSSION

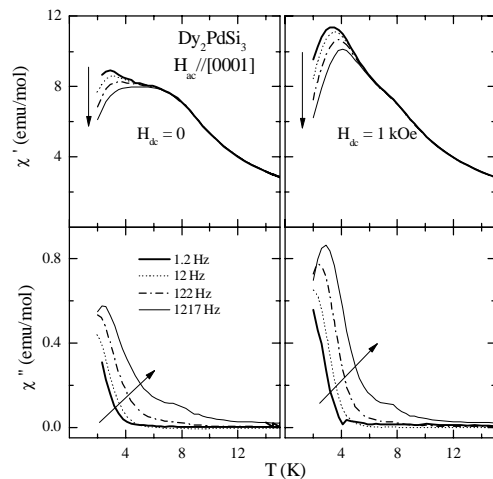
The results of ac  $\chi$  measurements are shown in figures 1 and 2. Apart from the fact that there is a weak anisotropy in the absolute values of ac  $\chi$  in the magnetically ordered state, the following observations are made in these data.

For both the orientations, in zero dc field, (i) there is a peak or flattening in the real part ( $\chi'$ ) of ac  $\chi$  around 8 K and the position of these features are essentially independent of  $\nu$ . There is no prominent feature in the imaginary part ( $\chi''$ ) of ac  $\chi$  at 8 K (see the curves for  $\nu= 1.2$  Hz). These findings are consistent with the proposal of a long-range magnetic order with a well-defined magnetic structure (say, antiferromagnetic [2-4]). (ii) There is a peak in  $\chi'$  at 2.5 K for  $\nu= 1.2$  MHz, which shifts to a higher temperature with increasing  $\nu$ , for instance, by about 1 K for  $\nu= 1222$  Hz, as though this peak is merging with the profile of the 8K-transition; correspondingly, there is a prominent feature in  $\chi''$  also and this  $\nu$ -dependence is more obvious from the upward-temperature shift of  $\chi''$ -curves with increasing  $\nu$ . These findings suggest that the 2.5K-transition could be of a spin-glass-type. However, the observed magnitude of the shift of the peak temperature is

large, untypical of canonical spin-glasses, as noted for polycrystals as well [4].



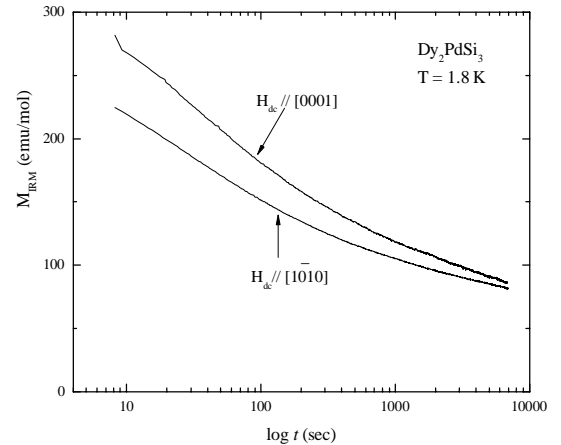
**Fig. 1:** Ac susceptibility behavior of  $\text{Dy}_2\text{PdSi}_3$  at various frequencies for the orientation  $H_{dc}/H_{ac}/[10\bar{1}0]$ . The curves move with increasing  $\nu$  in the direction of the arrows.



**Fig. 2:** Ac susceptibility behavior of  $\text{Dy}_2\text{PdSi}_3$  at various frequencies for the orientation  $H_{dc}/H_{ac}/[0001]$ . The curves move with increasing  $\nu$  in the direction of the arrows.

The relative intensity of the 2.5K-peak of  $\chi'$ -curve for a given  $\nu$  with respect to that of the 8K-peak is smaller for  $H_{ac}/[10\bar{1}0]$  while compared with the respective ratio for  $H_{ac}/[0001]$ . We now point out an interesting observation on the influence of the application of dc H on this feature. From the absolute values of  $\chi'$ , it appears that, for  $H=1$  kOe, the intensity of 2.5K-feature goes up for both the orientations. However, this increase is very dramatic for  $H/[0001]$ . This is an unusual finding, the origin of which is not clear. Further increase of dc H to 15 kOe washes out all

the features in the ac  $\chi$  data (and hence not shown in the form of a figure), thereby implying a destruction of spin-glass freezing in favor of a well-defined long-range magnetic structure, which is consistent with isothermal magnetization behavior discussed in Ref. 3.



**Fig. 3:** Time dependent isothermal remanent magnetization behavior at 1.8 K just after the field (applied with respect to the orientation specified in the figure) was switched off.

$M_{\text{IRM}}$  data obtained at 1.8 K are shown in Fig. 3 and it is clear that there is a slow decay  $M_{\text{IRM}}$ , typical of spin-glasses. The actual functional form of  $M_{\text{IRM}}(t)$  appears to be complicated, though it is logarithmic to start with. Such complicated forms of  $M_{\text{IRM}}(t)$  have often been reported in the spin-glass field.

## CONCLUSION

The present results on single crystals of  $\text{Dy}_2\text{PdSi}_3$  suggest that this compound is characterized by paramagnetic to antiferromagnetic to spin-glass transitions as the temperature is lowered – a finding not so common among stoichiometric rare-earth compounds.

## REFERENCES

1. P.A. Kotsanidis et al., J. Magn. Magn. Mater. **87** (1990) 199.
2. R. Mallik et al., Solid State Commun. **106** (1998) 169.
3. Subham Majumdar et al., Phys. Rev. B **64** (2001) 012418. The values of paramagnetic Curie temperatures obtained from the recently performed dc  $\chi$  studies are found to be anisotropic and of opposite sign for the two orientations: -3 K and 11 K for  $H/[0001]$  and  $H/[10\bar{1}0]$  respectively.
4. D.X. Li et al., Phys. Rev. B **68** (2003) 012413.
5. P.L. Paulose et al., Phys. Rev. B **67** (2003) 212401.