

Superfluid Interfaces in Quantum Solids

Evgeni Burovski,¹ Evgeni Kozik,¹ Anatoly Kuklov,² Nikolay Prokof'ev,^{1,3} and Boris Svistunov^{1,3}

¹*Department of Physics, University of Massachusetts, Amherst, MA 01003*

²*Department of Engineering Science and Physics, The College of Staten Island,
City University of New York, Staten Island, NY 10314*

³*Russian Research Center "Kurchatov Institute", 123182 Moscow, Russia*

One scenario for the non-classical moment of inertia of solid ^4He discovered by Kim and Chan [Nature, **427**, 225 (2004)] is the superfluidity of micro-crystallite interfaces. On the basis of the most simple model of a quantum crystal—the checkerboard lattice solid—we show that the superfluidity of interfaces between solid domains can exist in a wide range of parameters. At strong enough interparticle interaction, a superfluid interface becomes an insulator via a quantum phase transition. Under the conditions of particle-hole symmetry, the transition is of the standard $U(1)$ universality class in 3D, while in 2D the onset of superfluidity is accompanied by the interface roughening, driven by fractionally charged topological excitations.

PACS numbers: 67.40.-w, 67.80.-s, 05.30.-d

Recent observation by Kim and Chan [1] of non-classical moment of inertia (NCMI) of ^4He at pressures significantly higher than the solidification point is a breathtaking result, especially striking in view of the theorem-like theoretical arguments against existence of commensurate supersolids [2]. The fact of commensurability—equivalently, one may put it as the fact of absence of vacancies, or interstitials, or both—of the equilibrium solid ^4He at $T = 0$ is supported by an extensive experimental work over the past several decades (for review, see, e.g., [3]), as well as by the most recent experimental and numeric studies [4, 5]. The commensurability of solid ^4He rules out NCMI based on Bose-Einstein condensation of vacancies [6]. Two of us have proposed recently [2] that NCMI might be due to the superfluidity of interfaces between ^4He crystallites. At present, the weak point of this hypothesis is the absence of a theoretical analysis and/or direct experimental evidence of the superfluidity in the walls separating insulating domains.

The problem of interface superfluidity in a quantum solid is of significant general interest on its own, being potentially relevant not only to the solid ^4He polycrystal, but also to the properties of domain walls in spin arrays and ultracold atoms in optical lattices.

In this Letter, we present a proof-of-principle study of superfluidity in interfaces between insulating domains with broken translation symmetry (solids). We address the problem by studying the checkerboard lattice solid (CB). We start with giving a simple illustrative theoretical argument that at least under certain limiting conditions the domain wall in our system *has* to be superfluid. Our numeric simulations of 2D and 3D models reveal superfluidity of the CB domain walls in a large range of parameters. We pay special attention to the study of the superfluid (SF)–insulator (I) quantum phase transition in the interface. In 3D, the transition turns out to be in the $U(1)$ universality class. In 2D, we conclude that the I-to-SF transition in the wall is driven by proliferation of topological excitations that carry the fractional particle charge $1/2$, as well as the quantum of the interface shift in

the transversal direction. The latter circumstance results in an interesting effect: The transition is accompanied by the wall *roughening*.

The simplest system featuring both superfluid and CB phases is that of the hard-core lattice bosons with nearest-neighbor repulsion, at half-integer filling factor (see, e.g., [7] and references therein). The model can be exactly mapped onto spin-1/2 XXZ antiferromagnet, which leads to the following correspondence. The CB phase is equivalent to the easy-axis antiferromagnet (characterized by the broken Z_2 symmetry), while the SF phase is identified with the easy-plane antiferromagnet (characterized by broken $U(1)$ symmetry). Correspondingly, in terms of the Néel vector, \vec{S} , the CB order parameter is $M = S_z$, while the SF order parameter is $\Psi = S_x + iS_y$. Generically, the groundstate of the model is either SF or CB, depending on the Hamiltonian parameters. There is also a special $SU(2)$ -symmetric Heisenberg point. In 2D and 3D groundstates of the Heisenberg Hamiltonian the $SU(2)$ symmetry is broken, so that the vector \vec{S} is non-zero and can point at any direction.

Let us take now an easy-axis Hamiltonian that is very close to the Heisenberg point ($T = 0$), and create two large domains, $S_z = M$ and $S_z = -M$. What is the structure of the domain wall? Being close to the Heisenberg point, we are forced to conclude that the wall is very thick in the transverse direction, with the vector \vec{S} well defied locally inside the wall and evolving smoothly from $(0, 0, M)$ to $(0, 0, -M)$ across the wall. The energetic cost is controlled by the closeness to the Heisenberg point and can be rendered arbitrarily small. In the middle of the wall, $\vec{S} = (S_x, S_y, 0)$, which means that the wall is characterized by broken $U(1)$ symmetry implying superfluidity in the bosonic case. As the system is taken deeper into the solid state in the bulk, it becomes energetically favorable to suppress the module of \vec{S} to zero in the wall, which means an insulating state of the wall. Similar transformation of the domain wall—from the Bloch-type, where $|\vec{S}|$ is finite everywhere, to the Ising-type, where

$|\vec{S}| = 0$ in the middle of the wall—takes place in classical ferromagnets close to the Curie point [8].

Once the superfluidity of a domain wall is established in the limiting case, one may expect that it can take place under more general conditions, especially in view of the following, almost obvious, energetic argument. Due to geometrical frustration, the energy cost to translate a particle along the wall is less than in the bulk. For example, in the case of the 2D CB solid, the particle jump increases the energy by $\sim 3V$, where $V > 0$ is the interaction energy between two close neighbors. A particle at the wall [see, e.g., Fig. 4(a)] already has another particle as its neighbor. After jumping one step along the wall, it acquires only two close neighbors, and the energy increase due to such a jump is only $\sim V$.

A point of concern, however, is that generically the transition from SF to CB is of the first order so that for a given system or range of parameters it may turn out that the interface between two insulating domains is *always* in the insulating state.

To get an idea of how likely it is to get the interface between the two CB domains superfluid, we simulate a domain wall in the bond-current model—a discrete-imaginary-time analog of a $(d+1)$ -dimensional worldline representation of a quantum bosonic or spin system in d spatial dimensions [9]. The Hamiltonian of the model reads

$$H = t \sum_{\mathbf{n}} \sum_{\alpha=1}^d J_{\mathbf{n},\alpha}^2 + \frac{p}{2} \sum_{\langle \mathbf{n}, \mathbf{m} \rangle} J_{\mathbf{n},\tau} J_{\mathbf{m},\tau}. \quad (1)$$

Here the integer vector $\mathbf{n} = (n_1, \dots, n_d, n_\tau)$ labels sites of the $(d+1)$ -dimensional cubic lattice, $\alpha = 1, \dots, d$ enumerates the spatial directions, and τ denotes the temporal direction. Currents $J_{\mathbf{n},\alpha}$ and $J_{\mathbf{n},\tau}$ are integers associated with bonds adjacent to the site \mathbf{n} in directions α and τ , respectively. The summation in the second term runs over all pairs of temporal bonds having a common plaquette. The configurations of bond currents are subject to the zero-divergence constraint. Without loss of universality, we restrict the values of bond currents to $J_{\mathbf{n},\alpha} = 0, \pm 1$ and $J_{\mathbf{n},\tau} = \pm 1$. The zero-divergence constraint then reads

$$\sum_{\alpha} (J_{\mathbf{n},\alpha} + J_{\mathbf{n},-\alpha}) + \frac{1}{2} (J_{\mathbf{n},\tau} + J_{\mathbf{n},-\tau}) = 0, \quad (2)$$

where the negative sign means the opposite direction, so that $J_{\mathbf{n},-\alpha} \equiv -J_{(\mathbf{n}-\hat{\alpha}),\alpha}$ and $J_{\mathbf{n},-\tau} \equiv -J_{(\mathbf{n}-\hat{\tau}),\tau}$; the hats stand for unit vectors in the corresponding directions.

We simulate the model (1), using Worm algorithm [10], in the range of parameters where the bulk is deep into the solid regime. To automatically create a domain wall, we take a lattice with periodic boundary conditions and an odd number of sites in the spatial direction x (system sizes in all the other directions are even). The domain wall superfluidity manifests itself as a non-zero mean square of winding numbers [11] in

the direction(s) parallel to the wall: $\langle W_{\parallel}^2 \rangle \neq 0$, while $\langle W_x^2 \rangle = 0$. More specifically, for a 3D system with the domain wall in the yz plane, the superfluid stiffness is given by $\rho_s = \langle W_y^2 + W_z^2 \rangle / 2L_\tau$, and likewise for the compressibility. In a 2D system with the domain wall in the y direction the statistics of winding numbers is essentially discrete, $P(W_y) \propto \exp[-(L_y/L_\tau)W_y^2/2\rho_s]$, and an appropriate estimator for the superfluid stiffness is $\rho_s^{-1} = -2(L_\tau/L_y) \ln[P(W_y = 1)/P(W_y = 0)]$, and likewise for the compressibility. Here L_τ and L_y are the linear system sizes in the corresponding directions. In our simulations, we set $L_y = L_z = L_\tau = L$ and $L_x = L + 1$.

In 3D, we found that for $t \lesssim 1$ the interfaces are never superfluid. Simulations at $t = 1.3$ revealed a first-order SF-CB transition in the bulk at $p \approx 0.2$ with the interface remaining superfluid till p becomes equal to $p_c = 0.27115(5)$. In 2D, the simulations were performed at $t = 0.9$. The first-order bulk SF-CB transition was found at $p \approx 0.5$, while the interface becomes insulating only at $p_c = 0.7633(5)$.

A superfluid interface embedded into a d -dimensional solid is a $(d-1)$ -dimensional superfluid, and the scenario for the quantum phase transition from SF to I state in such a system is interesting on its own. Our model, Eq. (1), has a particle-hole symmetry. Thus, commensurability should play a key part in the criticality [12]. Fundamentally, there are two qualitatively different cases, depending on whether the interface is *smooth* or *rough*. If the interface is centered at $x = 0$ and $x(\vec{\rho})$ is its instantaneous shape ($\vec{\rho}$ is the vector in the hyperplane perpendicular to the x axis), then, by definition, $\langle x(\vec{\rho})^2 \rangle \sim 1$ for a smooth interface, while for a rough interface $\langle x(\vec{\rho})^2 \rangle$ is macroscopically large (scales as some power of the system size). For a smooth interface, the CB environment plays a role of a periodic external potential that doubles the interface unit cell. This means that a smooth interface can be treated as a commensurate system with an *integer* (unity) filling factor. Its SF-I transition then corresponds to the superfluid-Mott insulator (MI) transition at integer filling, known to be of the $U(1)$ universality class [13]. If the interface is rough, then the effect of the solid environment is averaged out by the zero-point fluctuations of $x(\vec{\rho})$ and the effective filling factor for the interface remains *half-integer*, with corresponding implications for the universality class of the SF-I quantum phase transition.

In our simulations, we observe the smooth-interface scenario in 3D and the rough-interface scenario in 2D.

In Fig. 1 we present the 3D data in the vicinity of the critical point, $p_c = 0.2711(5)$. A very good data collapse with the critical exponent $\nu \approx 0.671$ of the $U(1)$ universality class is indicative of the standard SF-MI scenario.

In 2D, the interface forms a 1D Luttinger liquid, the main characteristic of which is the dimensionless parameter $g = \pi\sqrt{\rho_s\kappa}$, where ρ_s and κ are the 1D superfluid stiffness and compressibility, respectively. In a Luttinger liquid with a filling factor $1/m$ (m is an integer) the

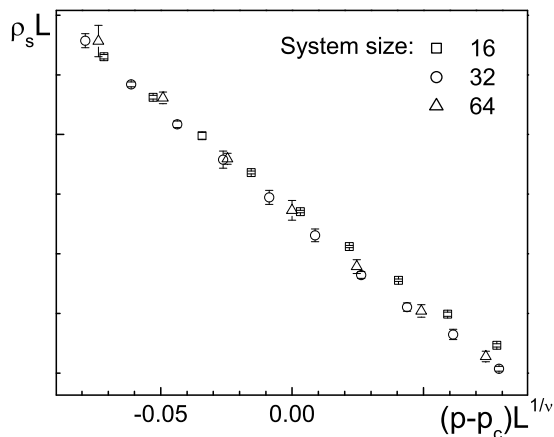


FIG. 1: Criticality for the interface in a 3D system. The data for ρ_s as a function of the parameter p is consistent with the exponent $\nu \approx 0.671$ of the $U(1)$ universality class.

SF-I (Kosterlitz-Thouless type) transition takes place at $g = g_c = 2/m^2$ [14]. As we argued above, a smooth interface implies $m = 1$ and, correspondingly, criticality at $g_c = 2$. The results of our simulation show that the SF-I transition actually takes place at $g_c = 1/2$, corresponding to the half-filling case, implying the rough interface scenario.

As is always the case with SF-I transitions in 1D systems, a brute-force numeric observation of the critical g_c is problematic in view of the exponentially divergent correlation length. We thus need to perform the finite-size analysis of the data using Kosterlitz-Thouless renormalization-group flow:

$$\int_{g(L_1)/g_c}^{g(L_2)/g_c} \frac{dt}{t^2(\ln t - \xi) + t} = 4 \ln(L_1/L_2). \quad (3)$$

Here $g(L)$ is the Luttinger parameter g as a function of the system size, ξ is an L -independent microscopic parameter (which is an analytic function of p). At a given p , the value of ξ is obtained with Eq. (3) from numeric values of $g(L_1)$ and $g(L_2)$. The consistency with the Kosterlitz-Thouless renormalization-group flow is checked by the data collapse for different pairs of system sizes and also by the shape of the curve $\xi(p)$ which should look as a straight line in the vicinity of the critical point, in contrast to the $g(L, p)$ curves—as functions of p , at large enough L . These curves should demonstrate a considerable curvature consistent with a (slow) evolution, as $L \rightarrow \infty$, towards the jump at p_c from $g = 1/2$ to $g = 0$. These features are seen in Figs. 2–3. After extracting the function $\xi(p)$, the macroscopic $g(p) \equiv g(L \rightarrow \infty, p)$ limit is obtained—in accordance with Eq. (3)—from $(g/g_c)(\ln g/g_c - \xi) = -1$.

The critical value $g = 1/2$ implies a rough interface, since roughening is apparently the only mechanism of eliminating the effect of broken translation symmetry in the bulk. There is also a strong argument in favor of *simultaneous* appearance of superfluidity and roughening

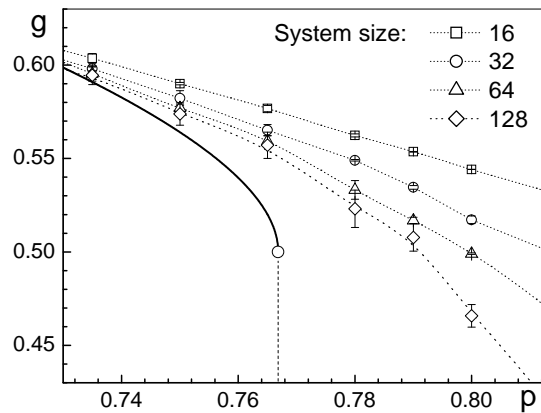


FIG. 2: Luttinger liquid parameter g as a function of p . Dotted lines are to guide the eye. The solid line is the KT extrapolation to the infinite system size.

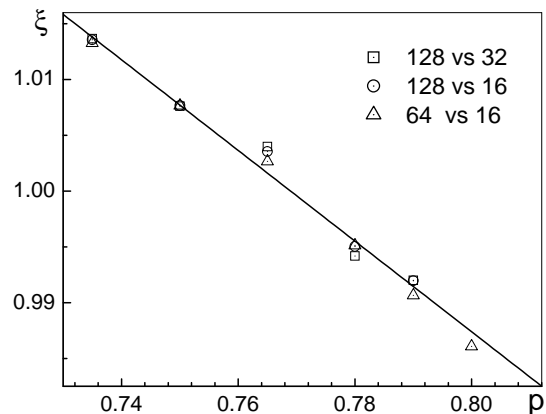


FIG. 3: Parameter ξ for different data sets as a function of p . The solid line is a linear fit. The errors are of the order of the symbol size.

in the 1D interface. There is little doubt that deep in the insulating phase the interface becomes smooth ($T = 0$), since roughening costs finite potential energy that dominates over the kinetic energy in this limit. In our simulations, we see this as the effect of “freezing” of the interface position at large enough p . [By its nature, a rough interface experiences local fluctuations that gradually lead to its global drift.] The zero-point roughening fluctuations in the smooth phase are due to the specific solitons illustrated in Fig. 4. These solitons shift the position of the interface in the x direction by one step. It is also seen that they carry a topological charge associated with shifting by one lattice period the checkerboard density wave along the interface (y direction). These quasiparticles also carry a particle charge $\pm 1/2$, as it follows, e.g., from the fact that a single-particle hopping event translates the soliton by two lattice spacings, see Fig. 4. In view of their fractional particle charge it is conventional to call these solitons spinons [15]. It turns out that in the

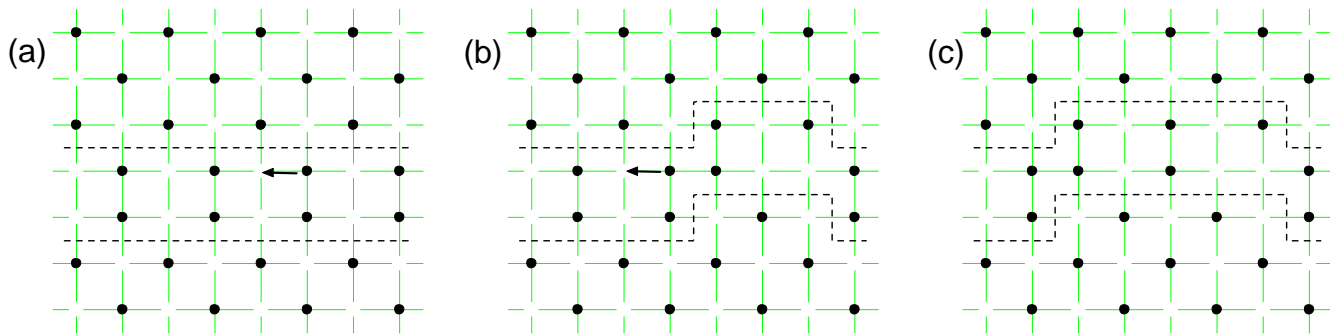


FIG. 4: A sketch of the wall roughening mechanism due to spinons. (a): a “frozen” wall (the arrow shows a single-particle hopping event, which generates the configuration (b), and the dashed lines are to facilitate the wall gazing); (b): a configuration, featuring a pair of spinons; (c): with a single-particle hopping over one lattice site the spinon is shifted by two lattice periods, which means that the spinon particle charge is $1/2$.

insulating phase spinons are the *lowest* particle-charge carrying elementary excitations.—The snapshots of the wordline configuration cross-sections in planes perpendicular to the τ direction reveal structures identical to those of Fig. 4. It is reasonable to assume then that the transition from insulating to superfluid phase is due to the proliferation of spinons, in analogy to the superfluid transition in a standard 1D checkerboard solid, also driven by spinons. Hence, we arrive at a picture where both superfluid and roughening transitions occur simultaneously being driven by proliferation (condensation) of one and the same quasiparticle mode.

In conclusion, we have demonstrated that an interface layer in a normal solid may exhibit superfluidity in a wide range of parameters. This result may be of direct relevance to NCMI of solid ^4He discovered by Kim and Chan [1], supporting the interpretation in terms of the superfluidity of micro-crystallite interfaces. We have studied numerically superfluid–insulator quantum phase transi-

tions in particle-hole symmetric interfaces in 2D and 3D models of the lattice checkerboard solid. In 3D, the transition is in the $U(1)$ universality class implying that the interface is smooth. In 2D, where the interface is a 1D Luttinger liquid, we observe a Kosterlitz-Thouless type transition at Luttinger-liquid parameter $g = 1/2$, which implies that the interface is rough on the superfluid side. We argue that the 1D interface becomes smooth simultaneously with becoming insulating, since the onset of superfluidity and roughening are due to proliferation of the same quasiparticles which (i) have particle charge $\pm 1/2$, (ii) represent defects in the checkerboard order, and (iii) are kinks shifting the interface in the perpendicular direction by one lattice spacing.

We are grateful to Subir Sachdev for a discussion of the results. The research was supported by the National Science Foundation under Grants No. PHY-0426881 and No. PHY-0426814, by NASA under Grant NAG32870, and by PSC CUNY Grant No. 665560035.

-
- [1] M.W. Kim, M.H.W. Chan, *Nature* **427**, 225 (2004); *Science*, **305**, 1941 (2004).
- [2] N.V. Prokof'ev, B.V. Svistunov, cond/mat-0409472.
- [3] M.W. Meisel, *Physica B* **178**, 121 (1992).
- [4] J.R. Beamish, Proceedings of the *International Symposium on Quantum Fluids and Solids*, Trento, July 5-9 (2004); to appear in *J. Low Temp. Phys.*
- [5] D.M. Ceperley and B. Bernu, *Phys. Rev. Lett.* **93**, 155303 (2004).
- [6] A.F. Andreev, I.M. Lifshitz, *Zh. Exp. Teor. Fiz.* **69**, 1107 (1969); G.V. Chester, *Phys. Rev. A* **2**, 256 (1970).
- [7] G. Schmid, S. Todo, M. Troyer, and A. Dorneich, *Phys. Rev. Lett.* **88**, 167208 (2002).
- [8] L. N. Bulaevski and V. L. Ginzburg, *Sov. Phys. JEPT* **18**, 530 (1964)
- [9] M. Wallin, E.S. Sørensen, S.M. Girvin, and A.P. Young, *Phys. Rev. B* **49**, 12115 (1994).
- [10] N. Prokof'ev and B. Svistunov, *Phys. Rev. Lett.* **87**, 160601 (2001); F. Alet and E.S. Sørensen, *Phys. Rev. E* **67**, 015701 (2003); N.V. Prokof'ev and B.V. Svistunov, *Phys. Rev. Lett.* **92**, 015703 (2004).
- [11] E.I. Pollock and D.M. Ceperley, *Phys. Rev. B* **36**, 8343 (1987).
- [12] If the interfaces in ^4He polycrystal prove superfluid, the scenario for their solidification may be different because of the absence of the commensurability. It is likely that in this case the transition will generically be in the universality class of a disordered system, with the Bose glass type of the insulating phase.
- [13] M.P.A. Fisher, P. B. Weichmann, G. Grinstein, and D.S. Fisher, *Phys. Rev. B* **40**, 546 (1989).
- [14] S. Coleman, *Phys. Rev. D* **11**, 2088 (1975); S.T. Chui and P.A. Lee, *Phys. Rev. Lett.* **35**, 315 (1975); F.D.M. Haldane, *Phys. Rev. Lett.* **47**, 1840 (1981).
- [15] J. des Cloizeaux and J. Pearson, *Phys. Rev.* **128**, 2131 (1962); L.D. Faddeev and L.A. Takhtajan, *Russian Math. Surveys*, **34**, 11 (1979); *Phys. Lett. A* **85**, 375 (1981).