

# Percolation-like Scaling Exponents for Minimal Paths and Trees in the Stochastic Mean Field Model

David J. Aldous  
Department of Statistics  
367 Evans Hall # 3860  
U.C. Berkeley CA 94720  
aldous@stat.berkeley.edu

November 20, 2018

## Abstract

In the mean field (or random link) model there are  $n$  points and inter-point distances are independent random variables. For  $0 < \ell < \infty$  and in the  $n \rightarrow \infty$  limit, let  $\delta(\ell) = 1/n \times$  (maximum number of steps in a path whose average step-length is  $\leq \ell$ ). The function  $\delta(\ell)$  is analogous to the *percolation function* in percolation theory: there is a critical value  $\ell_* = e^{-1}$  at which  $\delta(\cdot)$  becomes non-zero, and (presumably) a scaling exponent  $\beta$  in the sense  $\delta(\ell) \asymp (\ell - \ell_*)^\beta$ . Recently developed probabilistic methodology (in some sense a rephrasing of the cavity method developed in the 1980s by Mézard and Parisi) provides a simple albeit non-rigorous way of writing down such functions in terms of solutions of fixed-point equations for probability distributions. Solving numerically gives convincing evidence that  $\beta = 3$ . A parallel study with *trees* and *connected edge-sets* in place of paths gives scaling exponent 2, while the analog for classical percolation has scaling exponent 1. The new exponents coincide with those recently found in a different context (comparing optimal and near-optimal solutions of the mean-field TSP and MST problems), and reinforce the suggestion that scaling exponents determine universality classes for optimization problems on random points.

*Key words and phrases.* Combinatorial optimization, mean field model, percolation, probabilistic analysis of algorithms, scaling exponent,

# 1 Introduction

## 1.1 Paths

Consider  $n$  points with inter-point distances ( $d(v, w) = d(w, v), 1 \leq v, w \leq n$ ). A *path*  $\pi = (v_0, v_1, \dots, v_m)$  visits a set of points, distinct except that maybe  $v_m = v_0$ . Associated with a path  $\pi$  is its length (number of steps)  $\text{len}(\pi)$  and the average step-distance  $A(\pi)$ :

$$\begin{aligned}\text{len}(\pi) &= m \\ A(\pi) &= m^{-1} \sum_{i=1}^m d(v_{i-1}, v_i).\end{aligned}$$

The celebrated *Traveling Salesman Problem* (TSP) concerns minimizing  $A(\pi)$  subject to  $\text{len}(\pi) = n$ . One can also consider, for given  $m < n$ , the question of the minimum value of  $A(\pi)$  subject to  $\text{len}(\pi) \geq m$ . This has also been studied as an algorithmic question [7, 8]; but instead we take a “statistical physics” viewpoint of studying the values  $\min_{\pi} A(\pi)$  under a probability model for random points. The most natural probability model is  $n$  independent uniform random points in the unit square, and study of the TSP in this model goes back 45 years to Beardwood et al [9]. See Steele [21] for a recent survey of the general area. Unfortunately the kind of questions we study seem far out of reach of analytic methods in this two-dimensional model. Instead we use a more tractable model with several names (we say *stochastic mean-field* ( $\text{SMF}_n$ ) but also called *random link* or *complete graph with random (exponentially distributed) edge-lengths*) which we imagine roughly as random points in *infinite*-dimensional space. Section 2 provides details of the  $\text{SMF}_n$  model. In the mid 1980s Mézard and Parisi [16] studied the TSP (and other optimization problems [17, 19]) in the  $\text{SMF}_n$  model, using the non-rigorous *cavity method* from statistical physics: see [18] for a recent survey of the cavity method. Recent work of the author [4, 1, 6] develops a methodology based on (additive) renormalization within an infinite-point random model of distance. This methodology, in some sense just a rephrasing of the cavity method, provides a consistent framework for a wide variety of different calculations for different optimization problems in the context of  $\text{SMF}_n$ .

In this paper we study a deterministic function ( $\varepsilon(\delta), 0 < \delta \leq 1$ ) arising as the limit

$$\varepsilon(\delta) = \lim_n E \min\{A(\pi) : \text{len}(\pi) \geq \delta n, \pi \text{ a path in } \text{SMF}_n\}. \quad (1)$$

(Limits asserted here and later are presumed, but not rigorously proved, to exist – see section 1.5.) The value  $\varepsilon(1) \approx 2.04$  (obtained by numerically solving a fixed-point equation) goes back to Mézard and Parisi [16], while the value  $\varepsilon(0+) = e^{-1} \approx 0.368$  is given in Aldous [3] Proposition 7 (other aspects of paths are treated by Janson [13]). Our purpose is to show how the recent methodology enables one to determine numerically the whole function  $\varepsilon(\delta)$ . A plot of the whole function is given in Figure 1 (left side). Of particular interest is the scaling behavior as  $\delta \downarrow 0$ . The numerical evidence (right side of Figure 1, and Table 1) strongly suggests a scaling exponent

$$\varepsilon(\delta) - \varepsilon(0+) \asymp \delta^\alpha \text{ with } \alpha = 1/3. \quad (2)$$

This kind of scaling exponent is precisely analogous to scaling exponents around the critical value in percolation theory, as explained in section 1.3.

## 1.2 Trees

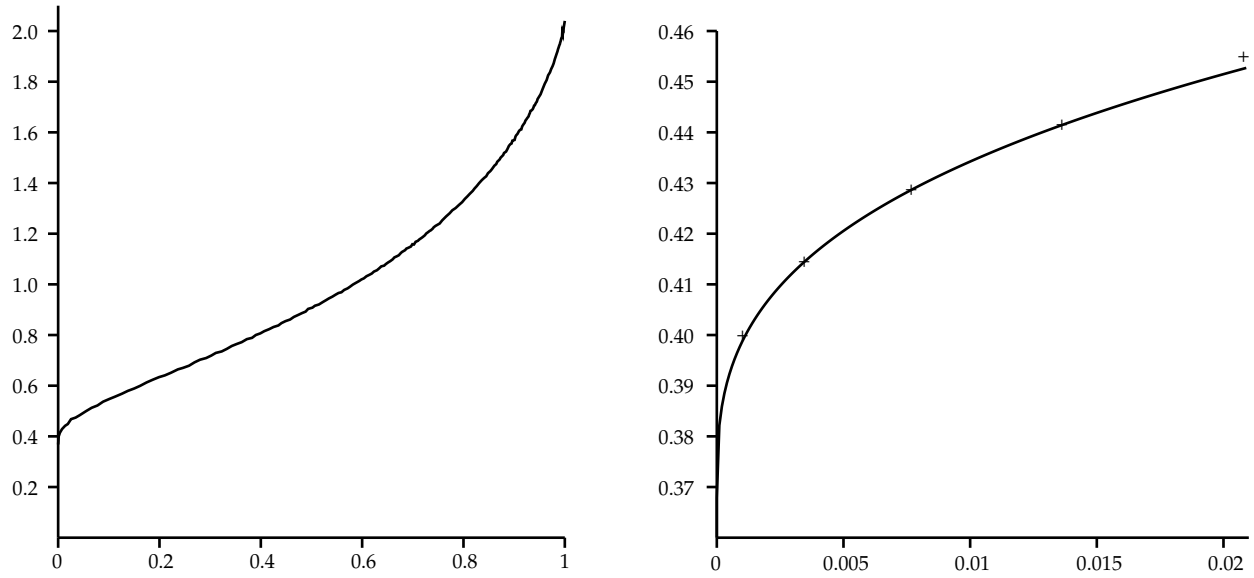
There are parallel questions using trees in place of paths. Consider a complete graph on  $n$  vertices whose edges  $e$  have lengths  $d(e)$ . For any tree  $\mathbf{t}$  in the graph, with edges  $e_1, \dots, e_m$ , write  $\text{size}(\mathbf{t})$  for the number of edges of  $\mathbf{t}$  and  $A(\mathbf{t})$  for the average edge-length:

$$\begin{aligned} \text{size}(\mathbf{t}) &= m \\ A(\mathbf{t}) &= m^{-1} \sum_{e \in \mathbf{t}} d(e). \end{aligned}$$

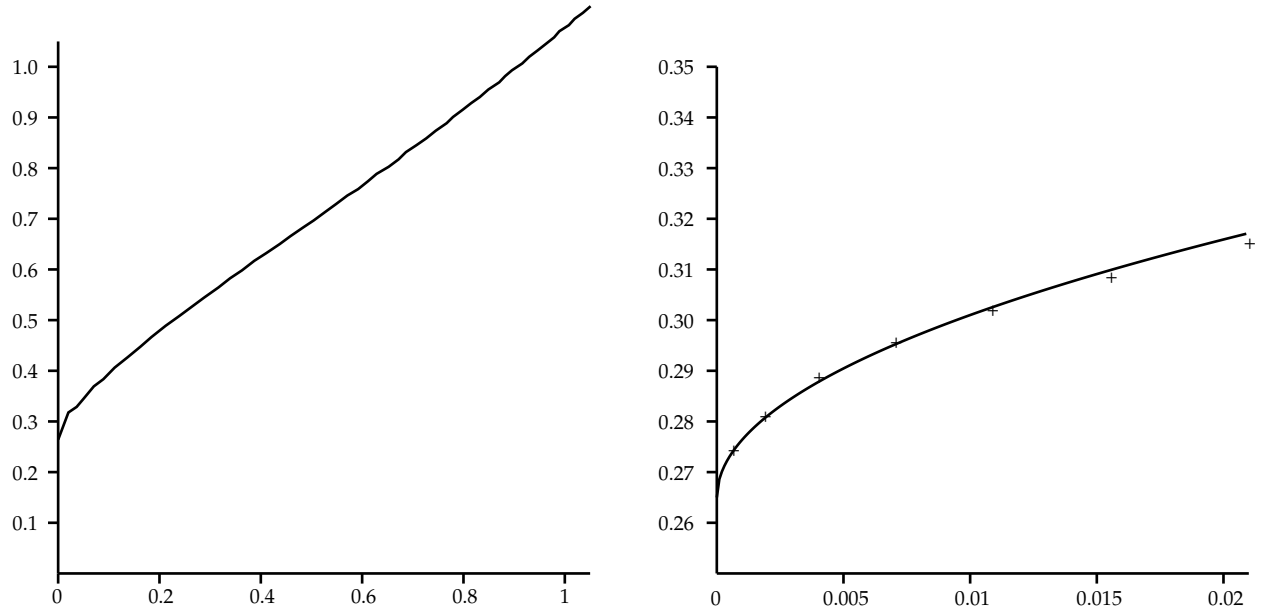
The *Minimum Spanning Tree* (MST) problem asks for the minimum of  $A(\mathbf{t})$  subject to  $\text{size}(\mathbf{t}) = n - 1$ . Take  $n$  random points in our stochastic mean field model  $\text{SMF}_n$ . Analogously to the results for paths, we anticipate a deterministic function  $(\varepsilon^*(\delta), 0 < \delta \leq 1)$  arising as the limit

$$\varepsilon^*(\delta) = \lim_n E \min\{A(\mathbf{t}) : \text{size}(\mathbf{t}) \geq \delta n, \mathbf{t} \text{ a tree in } \text{SMF}_n\}. \quad (3)$$

A well known result of Frieze [11] for the MST says that  $\varepsilon^*(1) = \zeta(3) \approx 1.202$ , whereas Aldous [3] argued  $\varepsilon^*(0+) \approx 0.263$  by numerics with fixed point equations. Parallel to the study of paths, our methodology tells how in principle to determine numerically the whole function  $\varepsilon^*(\delta)$ . In practice we have not been able to carry this through (see section 5) but instead have analyzed the following related question. Instead of trees we consider *connected edge-sets*  $\mathbf{e} = (e_1, \dots, e_m)$ .



**Figure 1. The limit function for paths.** On the left is the function  $\varepsilon(\delta)$  defined at (1). The horizontal axis is  $\delta$ , the vertical axis is  $\varepsilon$ . The right side gives a close-up of the behavior for small  $\delta$ : the points  $+$  are the values estimated numerically in Table 1, and the curve is  $\varepsilon - e^{-1} = 0.308 \delta^{1/3}$ .



**Figure 2. The limit function for connected edge-sets.** On the left is the function  $\tilde{\varepsilon}(\delta)$  defined at (4). The right side gives a close-up of the behavior for small  $\delta$ : the points  $+$  are the values estimated numerically in Table 1, and the curve is  $\tilde{\varepsilon} - 0.265 = 0.360 \delta^{1/2}$ .

Define  $\text{size}(\mathbf{e})$  and  $A(\mathbf{e})$  as above, and as at (3) we anticipate a deterministic function  $(\tilde{\varepsilon}(\delta), 0 < \delta < \infty)$  arising as the limit

$$\tilde{\varepsilon}(\delta) = \lim_n E \min\{A(\mathbf{e}) : \text{size}(\mathbf{e}) \geq \delta n, \mathbf{e} \text{ a connected edge-set in SMF}_n\}. \quad (4)$$

A plot of the whole function is given in Figure 2 (left side). Again, scaling as  $\delta \downarrow 0$  is of interest. The numerical evidence (right side of Figure 2, and Table 1) gives an estimate  $\tilde{\varepsilon}(0+) \approx 0.265$  and strongly suggests a scaling exponent

$$\tilde{\varepsilon}(\delta) - \tilde{\varepsilon}(0+) \asymp \delta^{\alpha^*} \text{ with } \alpha^* = 1/2. \quad (5)$$

As explained in section 5, we must have the same  $\delta \downarrow 0$  behavior for the “tree” function  $\varepsilon^*(\cdot)$  as for the “connected edge-set” function  $\tilde{\varepsilon}(\cdot)$ .

$\varepsilon(\delta)$		paths		$\tilde{\varepsilon}(\delta) = \varepsilon^*(\delta)$				trees
$\lambda$	$\delta$	$\varepsilon - e^{-1}$	$\frac{\varepsilon - e^{-1}}{\delta^{1/3}}$	$\lambda$	$\delta$	$\varepsilon - 0.265$	$\frac{\varepsilon - 0.265}{\delta^{1/2}}$	
0.53	.0386	.112	.332	0.34	.0211	.0502	.346 $\pm$ .001	
0.51	.0293	.100	.324	0.33	.0156	.0436	.349 $\pm$ .001	
0.49	.0209	.0872	.317	0.32	.0110	.0371	.355 $\pm$ .002	
0.47	.0137	.0737	.308	0.31	.00714	.0307	.364 $\pm$ .003	
0.45	.00773	.0610	.308	0.30	.00411	.0237	.370 $\pm$ .005	
0.43	.00352	.0468	.308	0.29	.00198	.0160	.360 $\pm$ .010	
0.41	.00108	.0321	.313	0.28	.000730	.0094	.348 $\pm$ .027	

**Table 1.** Scaling behavior near the critical point, for  $\varepsilon(\delta)$  (left side) and  $\tilde{\varepsilon}(\delta)$  (right side). In each case the function is defined implicitly via functions  $\varepsilon(\lambda)$  and  $\delta(\lambda)$ , as explained below (7). See section 6.1 for discussion of the  $\pm$  sampling error.

### 1.3 The analogy with percolation functions

Instead of the functions  $\varepsilon(\delta)$  and  $\tilde{\varepsilon}(\delta)$  at (1,4), we could equivalently study their inverse functions  $\delta(\ell)$  and  $\tilde{\delta}(\ell)$  whose interpretations are

$$\begin{aligned} \delta(\ell) &= \lim_n E \max\{n^{-1} \text{len}(\pi) : A(\pi) \leq \ell, \pi \text{ a path in SMF}_n\}. \\ \tilde{\delta}(\ell) &= \lim_n E \max\{n^{-1} \#\mathbf{e} : A(\mathbf{e}) \leq \ell, \mathbf{e} \text{ a connected edge-set in SMF}_n\}. \end{aligned}$$

Of course the scaling exponent for trees at (5) can be rewritten as

$$\tilde{\delta}(\ell) \asymp (\ell - \ell_*)^\beta \text{ with } \beta_{\text{tree}} = 2$$

for  $\ell > \ell_* = \tilde{\varepsilon}(0+)$ . Similarly the scaling exponent for paths at (2) can be rewritten as

$$\delta(\ell) \asymp (\ell - \ell_*)^\beta \text{ with } \beta_{\text{path}} = 3$$

for  $\ell > \ell_* = \varepsilon(0+) = e^{-1}$ . To make the analogy with percolation, for  $0 < t < \infty$  consider the maximal size connected edge-subset  $\text{perc}_n(t)$  such that

$$\max_{e \in \text{perc}_n(t)} d(e) \leq t.$$

So  $\text{perc}_n(t)$  is the largest percolation cluster, that is the largest connected component of the subgraph of  $\text{SMF}_n$  consisting of edges of length  $\leq t$ . Well known theory concerning giant components in the random graph process implies

$$\lim_n n^{-1} E \#\text{perc}_n(t) = p(t)$$

where  $p(t)$  has the properties

$$p(t) = 0, \quad 0 \leq t \leq 1; \quad p(t) \sim 2(t-1) \text{ as } t \downarrow 1.$$

Thus the scaling exponent for ordinary percolation in  $\text{SMF}_n$  is  $\beta_{\text{perc}} = 1$ . Note we can rewrite  $p(\cdot)$  as

$$p(\ell) = \lim_n n^{-1} E \max\{\#\mathbf{e} : \max_{e \in \mathbf{e}} d(e) \leq \ell, \mathbf{e} \text{ a connected edge-set in } \text{SMF}_n\}.$$

This differs from  $\tilde{\delta}(\ell)$  only in the use of  $\max_{e \in \mathbf{e}} d(e)$  in place of  $\text{ave}_{e \in \mathbf{e}} d(e)$ . So we have a rather precise analogy between our function and the usual percolation function.

## 1.4 The big picture

This paper provides some pieces of a big picture. Time is not yet ripe for a complete survey, but let us provide some glimpses of other pieces. Our main results here are the scaling exponents  $\beta_{\text{tree}} = 2$ ,  $\beta_{\text{path}} = 3$  near the “percolative critical values”  $\varepsilon^*(0+)$ ,  $\varepsilon(0+)$ . In Aldous and Percus [1] we study a different notion of “scaling exponent” dealing with behavior near the “spanning constants”, i.e. near the MST and TSP constants  $\varepsilon^*(1)$ ,  $\varepsilon(1)$ . These exponents are based on comparing near-optimal solutions to the optimal solution, and turn out to take the values 2 and 3. These values hold in the  $\text{SMF}_n$  model by the methodology used here, and there is evidence (from Monte Carlo simulations) they hold for random points in real  $d \geq 2$  dimensional space. That the “percolative” scaling exponents in this paper

coincide with the “spanning” exponents of [1] is remarkable, and reinforces the idea put forward in [1] that these scaling exponents provide a natural way of defining “universality classes” of optimization problems on random points. A natural next project is to study via Monte Carlo these percolative scaling exponents for random points in  $d \geq 2$  dimensions, although this seems algorithmically difficult. At the time of writing, the only one of the four exponents we understand non-computationally is the tree/spanning exponent “2”, which is easily explained [1] using the greedy algorithm for finding the MST. See section 6.3 for further remarks.

## 1.5 Methodology

Here is our methodology, in brief.

- The stochastic mean field model for  $n$  points has a  $n \rightarrow \infty$  limit, the PWIT (section 2).
- Introducing Lagrange multipliers turns the constrained maximization problem into an unconstrained maximization problem. One can formulate the corresponding maximization problem for the PWIT, and define random variables  $(X, Y)$  measuring the relative effect on the maximized value of including or excluding a reference edge in the solution.
- The recursive structure of the PWIT enables one to write down equations (11,12) satisfied by  $(X, Y)$ , which can be numerically solved. The limit optimal values of length and  $A(\cdot)$  are determined from the definitions of  $(X, Y)$ .

The arguments are not mathematically rigorous, for two main reasons. First, the central idea of identifying limits of solutions of finite- $n$  optimization problems with solutions of infinite- $n$  optimization problems requires justification, which has been given only in the case (related to but slightly different from those considered here) of mean-field *minimal matching* [4] and the less closely related case of some random graph problems [12]. Second, the scaling exponents are found by numerically solving equations with a parameter and examining numerical behavior as the parameter goes to a limit, and this falls short of analyzing the parameter-limit behavior rigorously.

## 2 The stochastic mean field model and its infinite-point limit

For fixed  $n$ , the  $\text{SMF}_n$  model is defined as follows. There are  $n$  points. For each of the  $\binom{n}{2}$  pairs of points, there is a “link” whose length is random with exponential (mean  $n$ ) distributions, these random lengths being independent. The distance between two points is then the length of the shortest path of links between them. The assumption of *exponential* distribution is convenient but not essential; results are unchanged if the link lengths are  $nL$  where  $L > 0$  has a density with  $f_L(0+) = 1$ .

The scaling of link lengths is set up so that, as  $n \rightarrow \infty$ , the mean distance from a typical point to its nearest neighbor converges to 1. But much more is true, as we now outline briefly (see [6] for detailed survey). There is an infinite-point model, the *PWIT*, defined as follows. There is a root  $\emptyset$ . The root has an infinite number of links to points labeled  $(1, 2, 3, \dots)$ , and these link lengths  $0 < \xi_1^\emptyset < \xi_2^\emptyset < \dots$  are the successive points of a Poisson process of rate 1 on  $(0, \infty)$ . Recursively, each point  $i$  has an infinite number of further links to points  $(i1, i2, i3, \dots)$  whose lengths  $0 < \xi_1^i < \xi_2^i < \dots$  are independent copies of the Poisson process. The PWIT is illustrated in Figure 3, and the web site [10] enables one to explore its structure via genuine simulations.

The PWIT is the  $n \rightarrow \infty$  limit of  $\text{SMF}_n$  in a precise sense called *local weak convergence* [6]. Choose a random point of  $\text{SMF}_n$  to be a root. Then as  $n \rightarrow \infty$ , for any fixed “window size”  $r$  the configuration of points in  $\text{SMF}_n$  within a window of radius  $r$  centered at the root converges in distribution to the configuration of points in the PWIT within a window of radius  $r$  centered at the root.

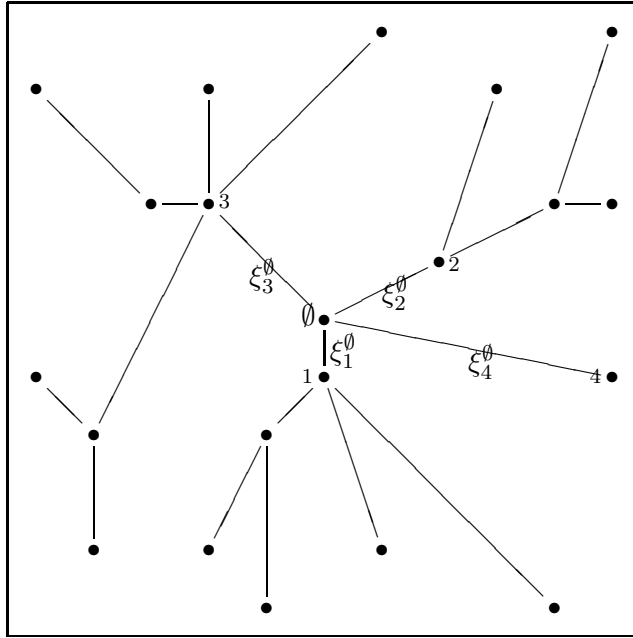
Two properties of the PWIT enter into our calculations later.

**(a).** For each “child”  $i$  linked to the root, there is a subtree  $\mathbf{T}_i$  consisting of  $i$  and its descendants. The *recursive structure of the PWIT*, built into the definition, says that the subtrees  $\mathbf{T}_i$  are independent as  $i$  varies and are distributed as the PWIT itself.

**(b).** The fact that we choose a (uniform) *random* vertex of  $\text{SMF}_n$  to be the root leads to a *stationarity* property of the PWIT. Roughly, this says that the root is a “typical” vertex of the PWIT and therefore, by the ergodic principle, we can compute averages over all vertices of the PWIT by computing expectations at the root. As a more explicit instance, given a random vertex subset  $A_n$  of  $\text{SMF}_n$ , suppose we have joint local weak convergence of  $(\text{SMF}_n, A_n)$  to  $(\text{PWIT}, A_\infty)$  for a random vertex subset  $A_\infty$  of



the PWIT. Then  $n^{-1}E\#A_n \rightarrow P(\text{root} \in A_\infty)$ , where  $\#$  denotes cardinality. Note that here  $A_n$  is dependent on  $\text{SMF}_n$ , but the root of  $\text{SMF}_n$  is then chosen independently of  $A_n$ .



**Figure 3. The PWIT.** Illustration of the vertices of the PWIT within a window of radius 3 centered on the root  $\emptyset$ . Lines indicate the links, but are drawn only when both end-vertices are within the window. Thus the four links at  $\emptyset$  shown are at distances  $0 < \xi_1^\emptyset < \xi_2^\emptyset < \xi_3^\emptyset < \xi_4^\emptyset < 3$  from  $\emptyset$ , while there are an infinite number of links at  $\emptyset$  of lengths greater than 3. Orientation of lines in pictures is arbitrary.

### 3 The recursive distributional equation: the path case

By introducing a Lagrange multiplier  $\lambda > 0$ , the finite- $n$  problem of minimizing  $A(\pi)$  subject to  $\text{len}(\pi)$  can be reformulated as

$$\begin{aligned} \text{maximize} & : \lambda \frac{\text{len}(\pi)}{n} - A(\pi) \\ \text{subject to} & : \pi \text{ a path in } \text{SMF}_n. \end{aligned}$$

This has a random solution  $\pi_n(\lambda)$ . We expect that as  $n \rightarrow \infty$

$$n^{-1}E\text{len}(\pi_n(\lambda)) \rightarrow \delta(\lambda) \quad (6)$$

$$EA(\pi_n(\lambda)) \rightarrow \varepsilon(\lambda) \quad (7)$$

and that the function  $\varepsilon(\delta)$  at (1) is determined implicitly via the two functions  $\delta(\lambda), \varepsilon(\lambda)$ .

To set up the analogous optimization problem on the PWIT, we first define what will be seen to be sets of feasible solutions. Write  $\boldsymbol{\pi} = (\pi_1, \pi_2, \dots)$  for a family of vertex-disjoint doubly-infinite paths in the PWIT. Define

- $\mathcal{E}_0$  is the set of such families for which no path goes through the root;
- $\mathcal{E}_2$  is the set of such families for which some path goes through the root;
- $\mathcal{E}_1$  is the set of such families, where in addition to the doubly-infinite paths there exists exactly one singly-infinite path, and this path starts at the root.

Note the subscript indicates degree of root in the family. For  $\boldsymbol{\pi} = (\pi_u) \in \mathcal{E}_0 \cup \mathcal{E}_1 \cup \mathcal{E}_2$  consider the objective function

$$b(\boldsymbol{\pi}) = \lambda \times \#\{v : v \text{ a vertex of some } \pi_u\} - \sum_{e:e \text{ edge of some } \pi_u} \xi_e$$

with the convention that, for  $\boldsymbol{\pi} \in \mathcal{E}_1$ , the root vertex counts as 1/2. (Recall that  $\xi_e$  is the length of edge  $e$  in the PWIT.) In the limit procedure which takes  $\text{SMF}_n$  to the PWIT, the limits of “paths of length order  $n$ ” is exactly the set  $\mathcal{E}_0 \cup \mathcal{E}_2$  of families of doubly-infinite paths. Thus the optimization problem on the PWIT can be written symbolically as

$$\text{maximize } b(\boldsymbol{\pi}) \text{ over } \boldsymbol{\pi} \in \mathcal{E}_0 \cup \mathcal{E}_2. \quad (8)$$

We seek to study the  $\boldsymbol{\pi}$  that attains the maximum. But we can’t work directly with definition (8), because  $b(\boldsymbol{\pi})$  is the difference of two sums, each sum having value  $+\infty$ . Instead we can consider *differences* between maximized  $b(\cdot)$  values. Specifically, given a realization of the PWIT we define realizations of two random variables via

$$X = \max_{\boldsymbol{\pi} \in \mathcal{E}_1} b(\boldsymbol{\pi}) - \max_{\boldsymbol{\pi} \in \mathcal{E}_0} b(\boldsymbol{\pi}) \quad (9)$$

$$Z = \max_{\boldsymbol{\pi} \in \mathcal{E}_2} b(\boldsymbol{\pi}) - \max_{\boldsymbol{\pi} \in \mathcal{E}_0} b(\boldsymbol{\pi}). \quad (10)$$

To see why such definitions are useful, note that the solution  $\pi$  to (8) will have a path through the root if and only if

$$\max_{\pi \in \mathcal{E}_2} b(\pi) > \max_{\pi \in \mathcal{E}_0} b(\pi),$$

that is if and only if  $Z > 0$ .

We now set up the recursion that determines the joint distribution of  $(X, Z)$ . We remark that  $X$  is introduced only because it arises in the recursion for  $Z$  – it would obviously be preferable to find a recursion involving only a single quantity like  $Z$ , but that seems impossible to find. Figure 4 may be helpful in visualizing the argument below.

By the recursive structure of the PWIT, for each subtree  $(\mathbf{T}_i, i = 1, 2, 3, \dots)$  defined by the children of the root, the random pairs  $(X_i, Z_i)$  defined as at (9,10) on  $\mathbf{T}_i$  are distributed as  $(X, Z)$  and are independent as  $i$  varies. We will first show

$$X = \max_i (\lambda - \xi_i + X_i - Z_i^+) \quad (11)$$

where  $Z^+ = \max(0, Z)$  and where  $\xi_i$  are the edge-lengths at the root.

Consider the families  $\pi_1$  and  $\pi_0$  attaining the maxima over  $\mathcal{E}_1$  and  $\mathcal{E}_0$  in the definition (9) of  $X$ . So  $\pi_1$  contains an edge from the root to child  $i$ , say. On the subtrees  $(\mathbf{T}_j, j \neq i)$  the maximal families must be identical, so we only need compare  $\pi_1$  and  $\pi_0$  on the root-edges and the subtree  $\mathbf{T}_i$ . There is a contribution  $\lambda - \xi_i$  to  $b(\cdot)$  from the edge (root,  $i$ ). In the subtree  $\mathbf{T}_i$ , we have

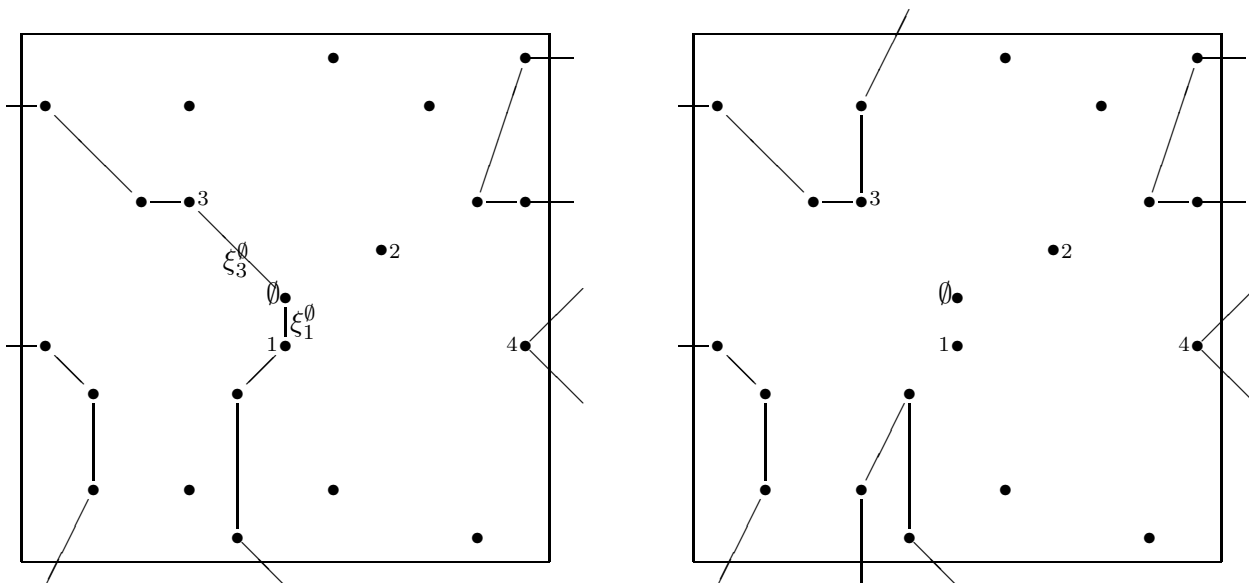
$$\begin{aligned} X_i &= \max_{\pi \in \mathcal{E}_1(i)} b(\pi) - \max_{\pi \in \mathcal{E}_0(i)} b(\pi) \\ Z_i^+ &= \max_{\pi \in \mathcal{E}_2(i) \cup \mathcal{E}_0(i)} b(\pi) - \max_{\pi \in \mathcal{E}_0(i)} b(\pi). \end{aligned}$$

The family  $\pi_1$  contains the first-term maximizing family  $\pi \in \mathcal{E}_1(i)$  in this definition of  $X_i$ , while the family  $\pi_0$  contains the first-term maximizing family  $\pi \in \mathcal{E}_2(i) \cup \mathcal{E}_0(i)$  in this definition of  $Z_i^+$ . So the contribution to  $b(\pi_1)$  from  $\mathbf{T}_i$  equals  $X_i - Z_i^+$ . This establishes (11), since we can choose the maximizing value of  $i$  to be the edge at the root.

A similar argument leads to a recursion for  $Z$ . A family  $\pi_2$  containing a path through the root must contain two edges (root,  $i$ ) and (root,  $j$ ), say. The contribution to  $b(\cdot)$ , relative to using no edges at the root, of using (root,  $i$ ) equals  $\lambda - \xi_i + X_i - Z_i^+$ . Hence we get

$$Z = \max_i (\lambda - \xi_i + X_i - Z_i^+) + \max_i^{[2]} (\lambda - \xi_i + X_i - Z_i^+) \quad (12)$$

where  $\max_i^{[2]}$  denotes second maximum. Equations (11,12) together give a formula for  $(X, Z)$  in terms of  $(X_i, Z_i), i \geq 1$  and  $(\xi_i, i \geq 1)$ . By the recursive structure of the PWIT, the  $(X_i, Z_i), i \geq 1$  are independent copies of  $(X, Z)$ . Thus (11,12) constitute a *recursive distributional equation* (RDE) for the “unknown” joint distribution  $(X, Z)$ .



**Figure 4.** On the realization of the PWIT from Figure 3, the left side illustrates the optimal  $\pi \in \mathcal{E}_2$  which does pass through the root (which happens to use the edges from the root to 1 and to 3), and the right side illustrates the optimal  $\pi \in \mathcal{E}_0$  which does not pass through the root. These path-families coincide on the subtrees of children except  $\{1, 3\}$ . On the subtree  $\mathbf{T}_3$ , the optimal family on the right side has a path through the root 3, whereas on the subtree  $\mathbf{T}_1$  it does not.

We next show how the desired quantities  $\delta(\lambda)$  and  $\varepsilon(\lambda)$  at (6,7) can be obtained from the distribution of  $(X, Z)$ . The quantity  $\delta(\lambda)$  represents the proportion of vertices in the optimal solution to (8). By the stationarity property of the root of the PWIT,  $\delta(\lambda)$  is just the probability that the optimal family contains a path through the root. As observed above, this happens if and only if  $Z > 0$ , so

$$\delta(\lambda) = P(Z > 0). \quad (13)$$

When  $Z > 0$ , the lengths of the two edges in the path at the root are  $\xi_l$  and

$\xi_J$ , where in the notation of (12)

$$\begin{aligned} I &= \arg \max_i (\lambda - \xi_i + X_i - Z_i^+) \\ J &= \arg \max_i^{[2]} (\lambda - \xi_i + X_i - Z_i^+). \end{aligned}$$

Again by stationarity, the mean edge-lengths over all edges in the optimal family equals the mean edge-length in the edges at the root in the optimal family, conditioned on the root being used, and so

$$\varepsilon(\lambda) = \frac{E \left[ \left( \frac{\xi_I + \xi_J}{2} \right) 1_{(Z > 0)} \right]}{\delta(\lambda)}. \quad (14)$$

As mentioned before, equations (11,12) together form a *recursive distributional equation* (RDE) for the joint distribution of  $(X, Z)$ . Such RDEs are pervasive not only in problems within  $\text{SMF}_n$  but also in many other areas of applied probability: see [5] for a survey. They rarely allow explicit solutions, but there is a standard *bootstrap Monte Carlo* method ([5] section 8.1) which is very easy to implement and which gives, in principle, arbitrarily-accurate approximate solutions of RDEs. This method was used to solve the RDE for  $(X, Z)$  and then estimate  $\delta(\lambda)$  and  $\varepsilon(\lambda)$  via (13,14). Numerical values were shown in Table 1 and Figure 1.

## 4 The connected edge-set case

The conceptual ideas behind the analysis of  $\tilde{\varepsilon}(\delta)$  at (4) are very similar to the analysis of  $\varepsilon(\delta)$  in the previous section, so we will only detail the differences.

Consider a forest  $\mathbf{f} = (\mathbf{t}_1, \mathbf{t}_2, \dots)$  in the PWIT, each of whose tree-components  $\mathbf{t}_i$  is infinite. Define

$\mathcal{F}$  is the set of such forests  $\mathbf{f}$ ;

$\mathcal{F}_0$  is the set of such forests such that the root is not in any component;

$\mathcal{F}_1$  is the set of such forests such that the root is in some component;

$\mathcal{F}_2$  is the set of such forests, where in addition to the infinite tree-components we allow the tree-component containing the root to be either empty, or finite, or infinite.

In the limit procedure which takes  $\text{SMF}_n$  to the PWIT, the limits of “connected edge-sets of size order  $n$ ” is exactly the set  $\mathcal{F}$  of forests whose tree-components are all infinite. For  $\mathbf{f} = (\mathbf{t}_i) \in \mathcal{F}_2 \supset \mathcal{F} = \mathcal{F}_0 \cup \mathcal{F}_1$ , consider

$$b(\mathbf{f}) = \lambda \times \#\{e : e \text{ an edge of some } \mathbf{t}_i\} - \sum_{e: e \text{ edge of some } \mathbf{t}_i} \xi_e.$$

The optimization problem on the PWIT is

$$\text{maximize } b(\mathbf{f}) \text{ over } \mathbf{f} \in \mathcal{F}. \quad (15)$$

To study this we define

$$Y = \max_{\mathbf{f} \in \mathcal{F}} b(\mathbf{f}) - \max_{\mathbf{f} \in \mathcal{F}_0} b(\mathbf{f}) \quad (16)$$

$$Z = \max_{\mathbf{f} \in \mathcal{F}_1} b(\mathbf{f}) - \max_{\mathbf{f} \in \mathcal{F}_0} b(\mathbf{f}) \quad (17)$$

$$X = \max_{\mathbf{f} \in \mathcal{F}_2} b(\mathbf{f}) - \max_{\mathbf{f} \in \mathcal{F}_0} b(\mathbf{f}). \quad (18)$$

Because  $\mathcal{F}_2 \supset \mathcal{F} = \mathcal{F}_0 \cup \mathcal{F}_1$  we have

$$X \geq Y = Z^+.$$

The recursion for  $X$ , analogous to (11), is

$$X = \sum_i (\lambda - \xi_i + X_i - Y_i)^+. \quad (19)$$

The argument is the same as for (11): the contribution to  $b(\cdot)$  by using edge  $(\text{root}, i)$ , as compared to not using it, equals  $(\lambda - \xi_i + X_i - Y_i)$ , and we may use any number, or zero, such edges. The recursion for  $Z$  is

$$Z = \max_I \left( \sum_{i \in I} (\lambda - \xi_i + Z_i - Y_i) + \sum_{i \notin I} (\lambda - \xi_i + X_i - Y_i)^+ \right) \quad (20)$$

where  $I$  denotes a *non-empty* subset of  $\{1, 2, 3, \dots\}$ . Here the first sum represents the contribution from the set  $I$  of children  $i$  such that, in the optimal  $\mathbf{f} \in \mathcal{F}_1$ , in the subtree  $\mathbf{T}_i$  the root  $i$  is in an infinite component. The set  $I$  must be non-empty in order for  $\mathbf{f} \in \mathcal{F}_1$ . Now the fact  $X_i \geq Z_i$  implies

$$\lambda - \xi_i + Z_i - Y_i \leq (\lambda - \xi_i + X_i - Y_i)^+$$

which implies there is an optimal  $I$  with only one element, and we can rearrange (20) to become

$$Z = X + \max_i ((\lambda - \xi_i + Z_i - Y_i) - (\lambda - \xi_i + X_i - Y_i)^+).$$

Finally, since  $Y_i = Z_i^+$  we obtain the following RDE for the joint distribution of  $(X, Z)$ .

$$X = \sum_i (\lambda - \xi_i + X_i - Z_i^+)^+ \quad (21)$$

$$Z = X + \max_i ((\lambda - \xi_i + Z_i - Z_i^+) - (\lambda - \xi_i + X_i - Z_i^+)^+). \quad (22)$$

We next show how the desired quantities  $\tilde{\delta}(\lambda)$  and  $\tilde{\varepsilon}(\lambda)$  can be obtained from  $(X, Z)$ . Consider the optimal  $\mathbf{f}$  in (15). This  $\mathbf{f}$  contains the root if and only if  $\mathbf{f} \in \mathcal{F}_1$ , that is if and only if  $Z > 0$ , so

$$\tilde{\delta}(\lambda) = P(Z > 0). \quad (23)$$

When  $Z > 0$ , the set  $\mathcal{I}$  of edges at the root used in  $\mathbf{f}$  is the set of  $i$  for which the contribution  $(\lambda - \xi_i + X_i - Z_i^+)$  is strictly positive, plus (if distinct) the maximizing  $i$  in (22). This leads to

$$\tilde{\varepsilon}(\lambda) = \frac{E \left[ \left( \frac{1}{2} \sum_{i \in \mathcal{I}} \xi_i \right) 1_{(Z > 0)} \right]}{\tilde{\delta}(\lambda)} \quad (24)$$

for  $\mathcal{I}$  as above.

## 5 Trees

Studying trees  $\mathbf{t}$  in order to study the limit function  $\varepsilon^*(\delta)$  at (3) is a little more subtle. What are the feasible solutions on the PWIT corresponding to the limits of trees in  $\text{SMF}_n$ ? At first sight they are just the set  $\mathcal{F}$  of forests  $\mathbf{f} = (\mathbf{t}_i)$  in section 4. But this is wrong; instead, by analogy with many other examples of limits of infinite trees [2, 15] the relevant feasible solutions are forests  $\mathbf{f} = (\mathbf{t}_i)$  with the extra property that each of whose tree-components  $\mathbf{t}_i$  have *one end*; that is, from each vertex of  $\mathbf{t}_i$  there is exactly one infinite path in  $\mathbf{t}_i$ .

To mimic the analysis of the previous section with this family of forests, it turns out we need, in place of  $\mathcal{F}_2$  before, the family defined as

$\mathcal{F}_2$  is the set of such forests, modified so that the tree-component containing the root may be either empty or finite, but not infinite.

But now the analog of  $X$  at (18) cannot be represented recursively, since (roughly speaking) there is no recursive criterion for finiteness. Instead we need to consider, separately for  $m = 0, 1, 2, \dots$ , a definition such as

$\mathcal{F}_{(m)}$  is the set of such forests, modified so that the tree-component containing the root has exactly  $m$  edges.

Defining  $X_m$  in terms of a maximum over  $\mathcal{F}_{(m)}$  leads to a RDE for the infinite family  $(X_0, X_1, X_2, \dots, Z)$ . But we have not attempted to solve this numerically.

Fortunately, this detailed analysis is unnecessary for investigating the scaling exponent because

$$\varepsilon^*(\delta) = \tilde{\varepsilon}(\delta) \text{ when } \tilde{\varepsilon}(\delta) < e^{-1}.$$

To outline the argument, consider the minimizing edge-set  $\mathbf{e}$  for  $\tilde{\varepsilon}(\delta)$  in this range. Suppose  $\mathbf{e}$  contains a cycle of length order  $n$ . By the fact (for *paths*)  $\varepsilon(0+) = e^{-1}$ , this cycle has average edge-length  $> e^{-1}$  and hence has some edge of length  $> e^{-1}$ . Removing this edge would reduce  $A(\mathbf{e})$  without essentially affecting the constraint on  $\text{len}(\mathbf{e})$ , contradicting minimality. So  $\mathbf{e}$  can have no cycles of length order  $n$ . As for short cycles, fix  $a < e^{-1}$  and consider a typical point  $v$  of  $\text{SMF}_n$ . By the arguments of [3, 13] (comparison with the Yule process),

$$P(v \text{ in any cycle } \mathbf{c} \text{ with } A(\mathbf{c}) < a) \rightarrow 0 \text{ as } n \rightarrow \infty$$

and it follows that the contribution to  $A(\mathbf{e})$  from short cycles  $\rightarrow 0$  as  $n \rightarrow \infty$ .

## 6 Final remarks

### 6.1 Sampling errors in Table 1

We treat the case of trees; the case of paths could be treated similarly. To obtain the numerical values in Table 1, we represented the distribution  $(X, Z)$  via  $10^6$  points and iterated the RDE 1000 times, truncating the Poisson process  $(\xi_i, 1 \leq i < \infty)$  at  $i = 20$ . This necessitated, for each value of  $\lambda$ , a total of  $2 \times 10^{10}$  calls to the random number generator. We calculated  $\varepsilon$  and  $\delta$  using the final 200 generations, that is using  $2 \times 10^8$  points. There are various possible errors in this way of estimating scaling exponents, of which the only one which can be quantified is ‘‘sampling error’’. Clearly

$$\text{s.d. (estimate of } \delta) \approx \delta^{1/2} / \sqrt{2 \times 10^8} \approx 0.7 \times 10^{-4} \delta^{1/2}$$

which is negligible. But the error for  $\varepsilon$  is not negligible, since it is based on only a proportion  $\delta$  of the samples, giving

$$\text{s.d. (estimate of } \varepsilon) \approx \frac{\text{s.d.}(\xi)}{\sqrt{2 \times 10^8} \delta}$$

where  $\text{s.d.}(\xi) \approx 0.3$  is the s.d. of the  $\xi$ -values used to estimate  $\varepsilon$  via (24). This leads to

$$\text{s.d. (estimate of } \varepsilon/\delta^{1/2}) \approx 2 \times 10^{-5} \delta^{-1}$$

which are the  $\pm$  values shown in Table 1.



## 6.2 Rigorous bounds on scaling exponents

Because the limit  $\varepsilon(0+) = e^{-1}$  in the paths setting is essentially just a first moment calculation, a referee suggests that similar first moment methods should establish rigorously some bound on  $\varepsilon(\delta)$  and hence some bound of the scaling exponent in the paths case. We concur, but have not attempted a detailed calculation.

## 6.3 Scope of scaling exponents

It seems difficult to specify precise the range of settings in which a definition of *percolation-like scaling exponent* makes sense and is interesting. Within the stochastic mean field model there is a well studied *minimum matching* problem (see [14, 20] for recent proofs of the Parisi conjecture) in which context one could define

$$\varepsilon^{\text{match}}(\delta) = \lim_n E \frac{\text{length min matching of some } \delta n \text{ vertices}}{\frac{1}{2}\delta n}.$$

But here it is clear that

$$\varepsilon^{\text{match}}(\delta) \sim \delta \text{ as } \delta \downarrow 0$$

so that the critical value equals 0 and the scaling exponent equals 1. However, since the critical value equals zero we are inclined to regard this case as “not percolation-like”. A referee suggests the example (again, within the stochastic mean field model) of the path through  $\delta n$  points chosen greedily by choosing the shortest available edge at each successive vertex, but this also seems “not percolation-like”.

**Acknowledgement.** I thank two anonymous referees for helpful comments.

## References

- [1] David Aldous and Allon G. Percus. Scaling and universality in continuous length combinatorial optimization. *Proc. Natl. Acad. Sci. USA*, 100:11211–11215, 2003.
- [2] D.J. Aldous. Asymptotic fringe distributions for general families of random trees. *Ann. Appl. Probab.*, 1:228–266, 1991.

- [3] D.J. Aldous. On the critical value for percolation of minimum-weight trees in the mean-field distance model. *Combin. Probab. Comput.*, 7:1–10, 1998.
- [4] D.J. Aldous. The  $\zeta(2)$  limit in the random assignment problem. *Random Structures Algorithms*, 18:381–418, 2001.
- [5] D.J. Aldous and A. Bandyopadhyay. A survey of max-type recursive distributional equations. arXiv:math.PR/0401388, 2004.
- [6] D.J. Aldous and J.M. Steele. The objective method: Probabilistic combinatorial optimization and local weak convergence. In H. Kesten, editor, *Probability on Discrete Structures*, volume 110 of *Encyclopaedia of Mathematical Sciences*, pages 1–72. Springer-Verlag, 2003.
- [7] S. Arora. Nearly linear time approximation schemes for Euclidean TSP and other geometric problems. In *38th Annual Symp. Foundations Computer Science*, pages 554–565. IEEE, 1997.
- [8] E. Balas. The prize collecting traveling salesman problem. *Extremes*, 19:621–636, 1989.
- [9] J. Beardwood, H.J. Halton, and J.M. Hammersley. The shortest path through many points. *Proc. Cambridge Phil. Soc.*, 55:299–327, 1959.
- [10] D. Brightly. A Java Visualization of the PWIT, 2004. <http://www.stat.berkeley.edu/users/aldous/PWIT/PWITDemo.html>.
- [11] A.M. Frieze. On the value of a random minimum spanning tree problem. *Discrete Appl. Math.*, 10:47–56, 1985.
- [12] D. Gamarnik, T. Nowicki, and G. Swirszcz. Maximum weight independent sets and matchings in sparse random graphs: Exact results using the local weak convergence method. arXiv:math.PR/0309441, 2003.
- [13] S. Janson. One, two and three times  $\log n/n$  for paths in a complete graph with random weights. *Combin. Probab. Comput.*, 8:347–361, 1999.
- [14] S. Linusson and J. Wästlund. A proof of Parisi’s conjecture on the random assignment problem. *Probab. Th. Rel. Fields*, 128:419–440, 2004.
- [15] R. Lyons, Y. Peres, and O. Schramm. Minimal spanning forests. In preparation, 2004.

- [16] M. Mézard and G. Parisi. A replica analysis of the travelling salesman problem. *J. Physique*, 47:1285–1296, 1986.
- [17] M. Mézard and G. Parisi. On the solution of the random link matching problem. *J. Physique*, 48:1451–1459, 1987.
- [18] M. Mézard and G. Parisi. The cavity method at zero temperature. *J. Statist. Phys.*, 111:1–34, 2003.
- [19] M. Mézard, G. Parisi, and M.A. Virasoro. *Spin Glass Theory and Beyond*. World Scientific, Singapore, 1987.
- [20] C. Nair, B. Prabhakar, and M. Sharma. A proof of Parisi’s conjecture for the finite random assignment problem. Unpublished, 2004.
- [21] J.M. Steele. *Probability Theory and Combinatorial Optimization*. Number 69 in CBMS-NSF Regional Conference Series in Applied Math. SIAM, 1997.