

# Extremal noise events, intermittency and Log-Poisson statistics in non-equilibrium aging of complex systems

Paolo Sibani

Fysisk Institut, Campusvej 55, DK5230 Odense M

## ABSTRACT

We discuss the close link between intermittent events ('quakes') and extremal noise fluctuations which has been advocated in recent numerical and theoretical work. From the idea that record-breaking noise fluctuations trigger the quakes, an approximate analytical description of non-equilibrium aging as a Poisson process with logarithmic time arguments can be derived. Theoretical predictions for measurable statistical properties of mesoscopic fluctuations are emphasized, and supporting numerical evidence is included from simulations of short-ranged Ising spin-glass models, of the ROM model of vortex dynamics in type II superconductors, and of the Tangled Nature model of biological evolution.

*To appear in the Proceedings of the third SPIE International Symposium on Fluctuations and Noise, 23-26 May 2005, Austin, Texas*

**Keywords:** Extremal events, record dynamics, intermittency, heterogeneous dynamics, glasses, soft-condensed matter, spin glasses.

## 1. INTRODUCTION

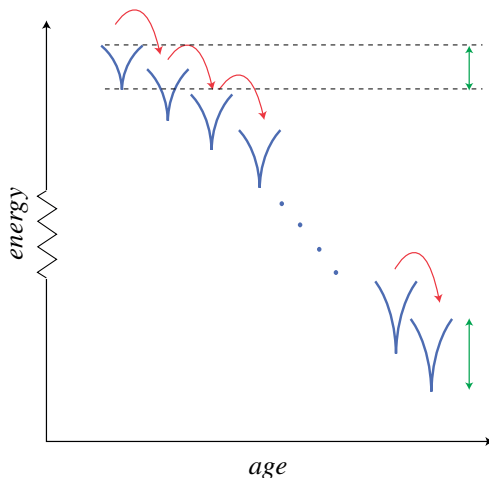
The term *physical aging* was coined nearly three decades ago, to describe the slow drift of physical properties of polymers and other soft materials.<sup>1,2</sup> The experimental spin-glass investigations of Lundgren and co-workers,<sup>3-5</sup> and Alba and co-workers<sup>6,7</sup> spurred further interest, and aging phenomena have ever since been investigated by a large and growing scientific community. Thanks to these efforts, it is now widely realized that aging is a key feature of non-equilibrium dynamics in complex systems, including, e.g. type II superconductors,<sup>8</sup> glasses,<sup>9-12</sup> granular materials,<sup>13</sup> and soft condensed matter.<sup>14,15</sup> The presence of common dynamical features across this broad field begs the important question of why microscopically very different systems should age in a similar way.

In the following, we briefly review theoretical arguments and experimental and numerical evidence suggesting that extremal, record-breaking, fluctuations play a pivotal role in aging after a deep quench. The emphasis is on general ideas, and the original papers<sup>16-20</sup> should be consulted for further details.

## 2. BACKGROUND

Complex systems consist of a large number of degrees of freedom, molecules, spins, particles etc., which are coupled through a network of mutual interactions and furthermore interact with an external source of white noise, e.g., typically, but not exclusively,<sup>17,21,22</sup> a heat bath. The initial quench, e.g. a rapid change of temperature, is likely to produce a state of high frustration and strain, a state which is unable to locally fulfill all constraints imposed by the mutual interactions. The ensuing *aging* process tends to relax or optimize the system, resulting in a series of metastable, and gradually more stable configurations being visited. Concomitantly, dynamical properties as correlation and response function 'stiffen', i.e. their rates of change decrease with the age.

Being unable to re-equilibrate within realistic time scales, aging materials display a variety of dynamical effects, which are largely independent of microscopic details, but strongly dependent on the system age  $t_w$ , i.e. the time elapsed from the initial quench. Based on the relative values of  $t_w$  and of the observation time  $t$ , two dynamical regimes can be identified: For  $t \ll t_w$ , physical averages are approximately constant, and two-time correlations are related to the linear response through the fluctuation-dissipation theorem. This 'quasi-equilibrium' regime strongly resembles the time translation invariant dynamics of thermal equilibrium, except that many quantities, e.g. relaxation times, may carry a parametric age dependence. For  $t \gg t_w$ , correlation



**Figure 1.** An idealized rendering of the attractors (wedges) visited by an aging system. The arrows represent ‘quakes’ which lead to the new attractors. Among a large number of possibilities (not shown) the marginally more stable attractors are typically selected. These quakes entail a large energy change—the vertical displacement of the wedges—and are hence de-facto irreversible. By contrast, the degree of stability, which is symbolized by the vertical distance between the bottom and the top of each attractor, only increases by an infinitesimal amount. The layered structure of valleys into valleys likely present in complex systems is omitted for typographical simplicity.

and response functions no longer obey the fluctuation dissipation theorem and physical averages drift at a rate which decreases with increasing  $t_w$ .

Among the many interesting facets of aging phenomenology, the presence of so-called *intermittent* events in mesoscopic fluctuation spectra<sup>23–26</sup> most directly demonstrates the occurrence of two types of events during the unperturbed aging of glassy systems: *i*) reversible, quasi-stationary fluctuations near a metastable configuration, which resemble true equilibrium fluctuations and have a Gaussian probability density (PDF), as in an equilibrium state. *ii*) Jumps, or *quakes* which lead the system, or in a spatially extended system, parts of it, from one attractor, or ‘valley’ to the next. These sudden and large configurational re-arrangements are dominant in the non-equilibrium aging regime, and carry the drift of macroscopic observables. Their fingerprint is a non-Gaussian, usually exponential, tail of the PDF of the mesoscopic fluctuations.

The analysis of several specific examples<sup>16–20, 27–29</sup> has shown the intimate connection between quakes and extremal, record-breaking, noise fluctuation within metastable attractors. Assuming that extremal fluctuations trigger the quakes enables one to translate the properties of record statistics into predictions of the statistical properties of the intermittent events, which are found to be in reasonable agreement with experimental and numerical results.<sup>18–20</sup>

### 3. RECORD-BREAKING FLUCTUATIONS AND MEMORY IN GLASSY DYNAMICS

How can record-breaking fluctuations have an impact on the time evolution of physical averages? This would e.g. be plainly impossible in thermal equilibrium, where averages do not change. As detailed below, two widespread properties of glassy systems, which are sketched in Fig. 1, suffice to produce the effect: *i*) the presence of numerous metastable ‘valleys’ (defined below), and *ii*) the ‘marginal stability’ of these valleys against noise fluctuations.<sup>27</sup>

To fix our terminology, metastable configurations of a noisy dynamical system correspond to stable configurations of the noiseless dynamics. E.g. for thermal hopping, local energy minima, often called Inherent Structures (IS),<sup>30</sup> are metastable configurations. The exit time associated with the basin of attraction of a metastable

configuration i.e. the time scale of the escape probability density, provides a quantitative measure of the degree of stability, or depth, of the basin. In the case of spatially extended systems with short-ranged interactions, similar considerations apply to each of several independently aging subsystems, whose linear size is of the order of the thermal correlation length.

To describe the observed stiffening of dynamical properties in aging systems, it is convenient to distinguish between the configurational changes leading to attractors of lesser or equal stability and those leading to attractors of greater stability.<sup>16</sup> Changes of the first kind are regarded as internal rearrangements of the ‘current’ valley, while those of the second type, the quakes, lead to a new, deeper, valley. Clearly, then, a configurational change qualifying as a quake at the early stages of the dynamical evolution, can at later stages become a reversible fluctuation.

These concepts are translated into a ‘non-invasive’ exploration algorithm,<sup>31,32</sup> which has uncovered a highly non-trivial valley structure of spin-glasses, and shown that the geometrical information culled from time series of energy values correlates well with the results of more traditional approaches, using e.g. repeated quenches.<sup>33</sup> Here, we note that, by construction, valleys grow deeper with increasing  $t_w$ , and concomitantly include more states. They can therefore be expected to acquire a layered substructure of ‘valleys within valleys’.<sup>31,32</sup> This hierarchical organization is purely a matter of time scales, as e.g. explicitly shown in an example based on a configurational analysis of the Traveling Salesman Problem.<sup>34</sup>

Returning to how record-breaking fluctuations can leave a permanent mark on the evolution of glassy systems, we note that condition (i) ensures that a ‘sufficiently large’ fluctuation is able to remove the system from its current metastable configuration. The stronger property (ii) means that a fluctuation exceeding all preceding fluctuations by an arbitrary small amount, hence a record-breaking fluctuation, is able to elicit a quake. In turn, this implies that the *rank*, not the size, of fluctuations is crucial for aging dynamics. The ability to retain a memory of the largest noise fluctuation occurred during the previous evolution can arise through a simple entropic mechanism: As the initial quench typically leads to a very shallow valley, we can safely assume that the number of valleys of depth  $s$  decreases quickly, e.g. exponentially, with  $s$ . The *marginal* increase of the degree of stability of the valley selected in a jump must be then understood in a statistical sense, and simply reflects the overwhelming predominance of shallow attractors.<sup>16</sup> In this way the size of the largest noise fluctuation experienced so far remains imprinted in the height of the barrier of the current attractor, and the temporal sequence of record-breaking noise events determines the overall dynamical evolution.<sup>27</sup>


Finally, we note that the importance of marginally stable attractors for complex dynamics was noticed—in a more restricted context—by Tang et al.<sup>35</sup> in a seminal paper dealing with a model of elastically coupled degrees of freedom, which was devised<sup>36</sup> to describe pulse-duration effects in charge density wave systems. These works initiated a decade of investigations in self-organized criticality,<sup>38,39</sup> the study of spatially extended, slowly driven complex systems, which spontaneously organize within a set of marginally stable states. SOC focuses on the power-laws encountered in the stationary, scale-free, time evolution of systems whose physical properties do not change in time, while the log-Poisson theory of aging emphasizes the gradual change of the stability of the attractors<sup>29</sup> visited in the aging process.

#### 4. RECORD-DYNAMICS AS A POISSON PROCESS

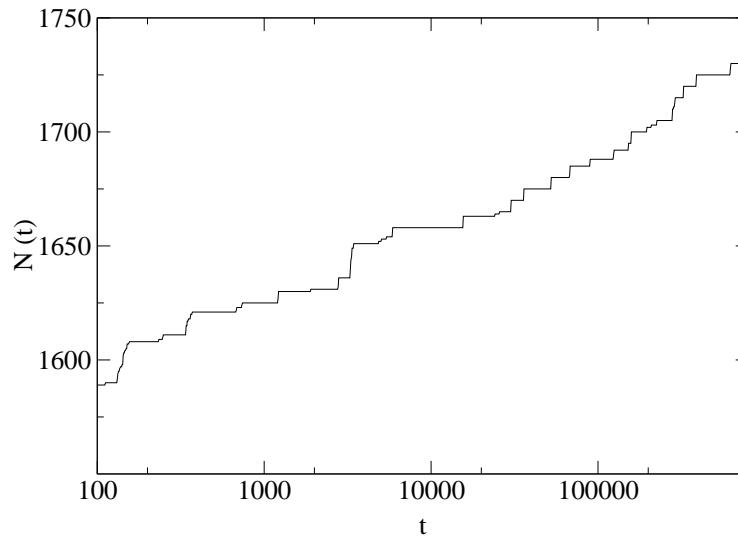
In the simple picture sketched above, quakes are triggered by record-breaking noise fluctuations within each valley. A quake entails a large configuration rearrangement, which expectedly dwarfs the extremal fluctuation which initiates it. Thus, the most obvious manifestation of record induced dynamics lies not in the size distribution of the extremal fluctuations, but in their temporal distribution. Concretely, we seek the time dependence of the probability that precisely  $n$  noise records—and hence quakes—will occur in the interval  $(t_w, t_w + t]$ .

To obtain analytical expressions, the correlation between successive noise events must be neglected. This approximation is justified when the noise is small and quakes are well separated in time. For thermal noise, our description is thus restricted to a range of ‘sufficiently low’ temperatures.

With integer times and disregarding correlations, the reversible fluctuations are akin to a sequence of random numbers drawn independently at times  $1, 2, 3, \dots, t_w, \dots, t_w + t$  from the *same* distribution. Crucially, the



**Figure 2.** The effect of a quake in a two dimensional Ising spin glass model<sup>37</sup> is visualized by plotting in white the overturned spins. The figure is obtained by projecting the two lowest-lying states of valleys  $n$  and  $n + 1$  onto each other. The data pertain to a  $2d$  system of size  $N = 50^2$  at  $T = 0.3$ , with  $n = 21$ . Note the presence of several disconnected areas, each comprising a relatively large number of spins.



**Figure 3.** The number of flux vortices entering the system according to the ROM model of flux creep in type II superconductors.<sup>19</sup> This model is chosen to illustrate a generic feature of glassy system: the quakes occur in a stepwise fashion. Note the logarithmic scale of the abscissa, and the fact that the number of steps per unit of logarithmic time is nearly constant.. The age of the system is  $t_w = 100$ , and the observation time  $t$  exceeds a million MC steps. We refer to the original article<sup>19</sup> for further details.

exact nature of the noise distribution from which the numbers are extracted is immaterial.<sup>22,27</sup> Precisely this mathematical property is at the root of the generic features of aging phenomenology.

The probability that  $n$  records occur in a sequence of random numbers between the  $t_w$ 'th to the  $t_w + t$ 'th attempt, is approximately described by the 'log-Poisson' distribution<sup>16,22,27</sup>

$$P_n(t_w, t_w + t) = \frac{(\alpha \log(1 + t/t_w))^n}{n!} (1 + t/t_w)^{-\alpha}, \quad t > 0; \quad t_w > 1. \quad (1)$$

Strictly speaking, the expression only holds for  $n$  small compared to  $t$ .<sup>40</sup> We gloss however over this restriction, and note that Eq. 1 is a Poisson distribution, whose average

$$\langle n(t_w, t) \rangle = \alpha \log(1 + t/t_w) \quad (2)$$

depends on the difference of the logarithms of the endpoints of the observation interval  $(t_w, t_w + t]$ , rather than on the linear difference  $t$  usually encountered. The free parameter  $\alpha$  is interpreted as follows: The number of records in  $p = 1, 2 \dots$  sequences updated independently and in parallel is itself a log-Poisson process with  $\alpha = p$ , and the value  $\alpha > 1$  can cover spatially extended systems, where several regions can evolve in parallel. To include the possibility that not every noise record triggers a quake,  $\alpha$  is also allowed to assume non-integer values.

## 5. MEASURABLE PROPERTIES

The relevance of record-breaking for aging dynamics has been verified numerically for several models.<sup>17,19,27–29</sup> Below, we mainly discuss predictions which are testable by a statistical analysis of mesoscopic fluctuations. It is assumed that relevant time and age dependent statistical fluctuation properties of a glassy system can be obtained through an ensemble of independent measurements, and that these measurement yield a PDF with a 'normal', typically Gaussian part, which stems from the reversible fluctuations, and an 'anomalous', intermittent tail solely due to non-equilibrium intermittent events. Exploiting the large difference in typical size between the two types of events, each data point is classified as either a fluctuation or a quake, and the number of 'Gaussian' and intermittent events observed are denoted by  $n_G$  and  $n_I$  respectively.

The shape of the intermittent tail and the relative weight of the two parts clearly depend on the number of quakes falling within the observation interval. This influence is exclusively expressed through the average  $\langle n(t_w, \delta t) \rangle$ , the only parameter entering Eq. 1.

We first consider a sufficiently small observation interval  $\delta t \ll t_w$ , i.e. such that the  $\delta t$  dependence of  $\langle n(t_w, \delta t) \rangle$  can be linearized as

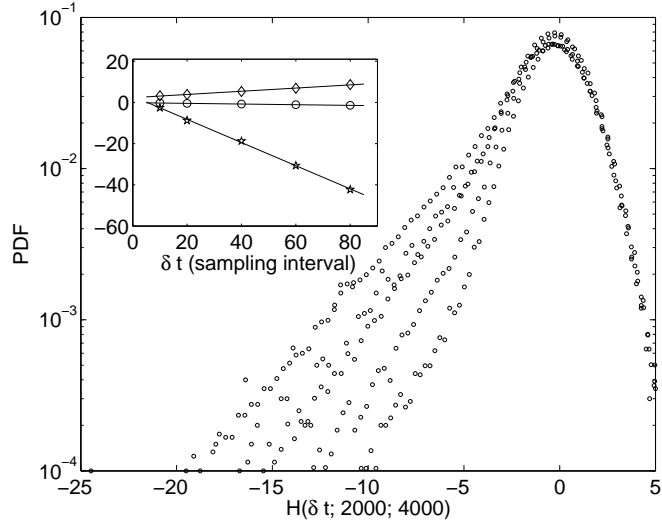
$$\langle n(t_w, \delta t) \rangle = \frac{\alpha \delta t}{t_w}. \quad (3)$$

Accordingly, PDF data obtained for different observation times  $\delta t$  and different ages  $t_w$  collapse, whenever the ratio  $\delta t/t_w$  remains constant. This effect is demonstrated in the lower insert of Fig. 5, which displays the PDF of the heat transfer in the three dimensional Edwards-Anderson short-ranged spin-glass model<sup>20</sup> over a time interval  $\delta t$  for several pairs of values of  $\delta t$  and  $t_w$  with  $\delta t/t_w = 0.01$ .

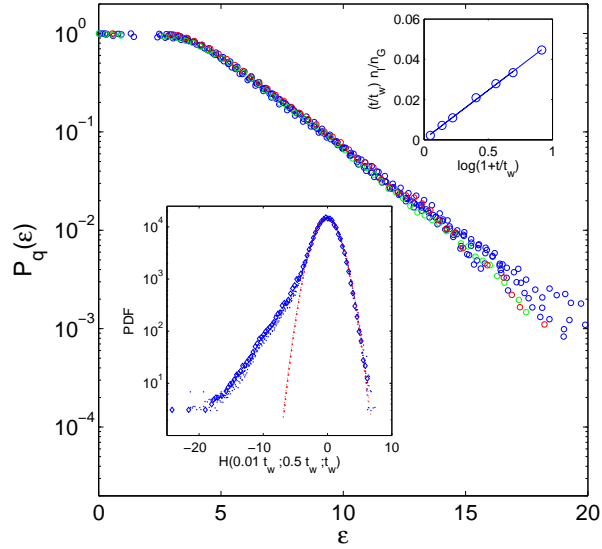
Secondly, we consider varying the observation time  $t$ , while keeping  $t_w$  at a fixed value. The number of intermittent events observed grows on average as  $n_I \propto \log(1 + t/t_w)$ . Reversible fluctuation occur at a constant rate, and their number grows as  $n_G \propto t$ . Hence, the ratio  $n_I/n_G$ , which is, basically, the ratio between the statistical weight of the tail and the bulk of the PDF, is given by

$$\frac{n_I}{n_G} \frac{t}{t_w} \propto \log(1 + t/t_w). \quad (4)$$

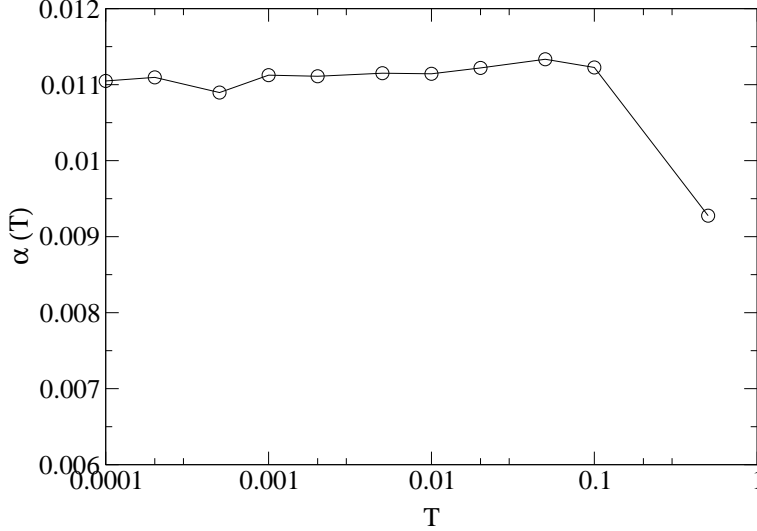
The plots in the upper insert of Fig. 5 confirm the linear relationship predicted by Eq.4. The circles are simulation data, which are plotted versus  $\log(1 + t/t_w)$ , together with a linear fit (the full line). The main panel in the figure shows that the energy  $\epsilon$  which is liberated in a single quake has an exponential distribution. The above properties are all independent of the temperature, as e.g. observed in short-ranged spin glass models.<sup>18,20,31</sup> To illustrate the independence, we show the rate at which flux vortices enter the system in the Random Occupancy



**Figure 4.** The data plotted describe the distribution of the heat exchanged in spin-glass model<sup>20</sup> over a small (dimensionless) time interval  $\delta t$ , ranging through the values 10, 20, 40, 60 and 80 for the five data set shown. The system has age  $t_w = 4000$ , and the statistics is collected over a time interval  $t = 2000$ . The insert show the three central moments, average variance and skewness, of the distribution, as a function of  $\delta t$ .



**Figure 5.** All data plotted describe properties of the PDF of the heat exchange in a spin-glass model at temperature  $T = 0.3$ .<sup>20</sup> Main panel, and lower insert: The data collapse shows that the statistical properties of the heat exchanged in a system of age  $t_w$  over a time interval  $\delta t \ll t_w$  only depend on the ratio  $\delta t/t_w$ . In the main panel, the probability of energy  $\epsilon$  being released in a single intermittent event is shown to decay exponentially with  $\epsilon$ . These data are extracted from the tail of the distribution. The upper insert is a numerical verifications of Eq.4. The circles are data points, which fall on a fitted straight line, as predicted by the theory.



**Figure 6.** The rate of quakes  $\alpha(T)$  as a function of temperature for the ROM model of flux creep in type II superconductors. The rate is seen to be nearly temperature independent over a wide range of temperatures. The plot is taken from Oliveira et al.<sup>19</sup>

Model (ROM), a thermally activated model of vortex dynamics in type II superconductors<sup>8,41</sup> which reproduces the essential experimental features of these systems. A detailed description is given by Oliveira et al.,<sup>19</sup> from which Fig. 3 and Fig. 6 are borrowed. The vortex creep occurs in the stepwise fashion shown in Fig.3, where each step corresponds to a quake leading to a new metastable configuration. Fig. 6 shows that the rate at which quakes occur remains constant over a wide range of temperatures.

An activated process with temperature independent rates sounds at first as an oxymoron, but a second look gives insight into the subtle role played by the local density of states (LDOS) within each metastable attractor, and, more generally, into the memory behavior of complex systems: Importantly, record dynamics only claims  $T$  independence for the rate at which *extremal* barriers are climbed. Unlike generic barriers, these barriers are determined by the noise history, and hence grow with  $t_w$  in a temperature *dependent* fashion. As the temperature increases, this barrier growth and the decrease of the Arrhenius time scale for barrier crossing must cancel in order to produce the desired effect. Specifically, to get a cancellation, the LDOS for all the attractors must have the exponential form<sup>20</sup>

$$\mathcal{D}(\epsilon) \propto \exp(\epsilon/\epsilon_0). \quad (5)$$

Note that thermal metastability is then restricted to the temperature range  $T < \epsilon_0$ .

The Boltzmann distribution for an exponential LDOS is given by  $P_E(b) = \exp(-ba(T))$ , where  $a(T) = (1/T - 1/\epsilon_0) > 0$  is an effective inverse temperature. Secondly, with a constant microscopic attempt rate, the largest fluctuation on a time scale  $t_w$  is the largest of  $\mathcal{O}(t_w)$  values drawn independently from  $P_E$ . This extremal fluctuation is identical in size to the extremal barrier characterizing the attractors visited at age  $t_w$ . Applying a well known mathematical result,<sup>42</sup> the typical extremal barrier climbed at time  $t_w$  has height

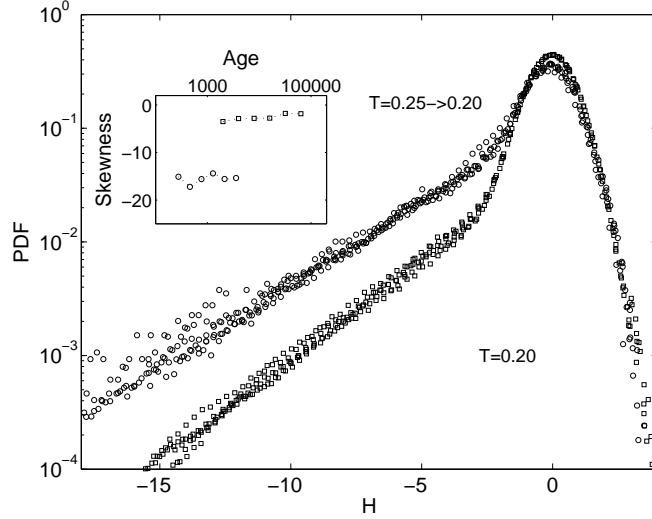
$$b_{max}(T, t_w) \propto \ln(t_w)/a(T). \quad (6)$$

The corresponding Arrhenius time is therefore

$$\tau_A \propto \exp(a(T)b_{max}) = t_w, \quad (7)$$

as anticipated.

Interesting effects arise when an aging system is perturbed by small variations of external parameters as e.g. the temperature.<sup>18,43</sup> A small negative temperature shift to  $T' < T$  imposed at  $t_w$  does not change the



**Figure 7.** The figure illustrates the effect of a small negative temperature shift (main panel, upper data set) imposed on an aging spin glass model<sup>18</sup> and contrasts it to isothermal aging (lower data set). All PDF describe the heat transfer over short time  $\delta t$ ,  $H(\delta t, t, t_w) = E(t_w + (n+1)\delta t) - E(t_w + n\delta t)$ ,  $n = 0, 1, 2, \dots$ , where  $E$  is the total energy. Main figure, lower data sets: The five sets of data shown correspond to ages  $t_w = 100\delta t$  with  $\delta t = 10, 20, 40 \dots 160$  and observation window  $t = t_w/2$ . The temperature is  $T = 0.20$ . Upper data sets: One additional cooling step takes the system from  $T = 0.25$  to  $T = 0.20$ . For the  $i$ 'th data set,  $i = 1, 2, \dots 5$  the negative shift occurs at age  $t_{wi}$ , chosen such that the corresponding *effective* ages obtained according to Eq. 8 are  $t_w^{eff} = 2000, 4000, 8000, 16000$  and  $32000$ . The corresponding sampling intervals are  $\delta t = t_w^{eff}/100$  and  $t = t_w^{eff}/2$ . Keeping the ratio  $\delta t/t_w^{eff}$  constant collapses the data, whence the  $t_w^{eff}$  plays the same role as the  $t_w$  does in the isothermal case. The insert shows that the skewness of the PDF's falls into two distinct groups corresponding to  $T$  shifted and isothermal aging, with only a small variation within each group.

extremal barrier already established, but affects the spectrum of thermal fluctuations available to cross it.<sup>18</sup> We immediately find

$$\tau_A \propto \exp(a(T')b_{max}) = t_w^x, \quad (8)$$

where the exponent  $x = \frac{a(T')}{a(T)} > 1$  defines the effective age

$$t_w^{eff} = t_w^x, \quad (9)$$

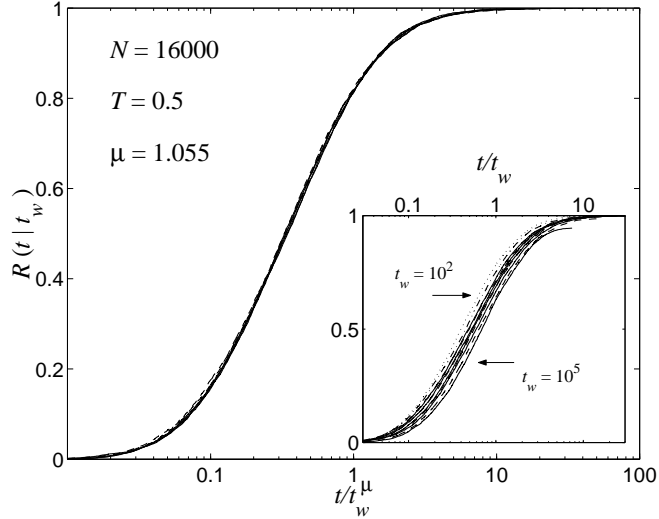
The above argument does not cover a positive temperature shift  $T' > T$ . In this case, the ensuing stronger fluctuations quickly overcome the extremal barrier  $b(t_w, T)$  previously established, and reach the extremal barrier  $b(t_w, T')$  for isothermal relaxation at the final temperature  $T'$ .<sup>18</sup>

An approximately exponential LDOS is found in numerical investigations of various complex systems.<sup>33, 34, 44-46</sup> Secondly, since the LDOS determines the quasi-equilibrium fluctuation spectrum, it is in principle available from calorimetry measurements, which for a spin-glass system lead to the same conclusion.<sup>20</sup> Thirdly, since a quake is only irreversible on the time scale at which it occurs, the same process can occur reversibly within an enlarged valley at a later stage. Hence, the exponential distribution of the energy released in a quake, see e.g. Fig.5, is itself concurring, albeit indirect, evidence for the ubiquity of exponential density of states in complex systems.

Let us now consider the statistics of the time intervals between intermittent events. Its precise determination requires the ability to discriminate between fluctuations and quakes, and improved experimental techniques are required to do so.<sup>47</sup> Within a log-Poisson theoretical description, the theoretical probability to find an interval  $t_r$  between consecutive quakes/intermittent events which is smaller than  $t$  is given by<sup>16, 31</sup>

$$R(t | t_w) = 1 - \left(1 + \frac{t}{t_w}\right)^{-\alpha} \quad (10)$$





**Figure 8.** The empirical distribution of the residence time in a valley  $t_r$ , plotted vs. the scaled variable  $t/t_w^\mu$  in the main panel and vs.  $t/t_w$  in the insert. A wide range of  $t_w$  values was considered. The system in question is a spin glass on a  $k$ -regular random graph, but the same type of results is found for Euclidean lattices in 2 and 3 spatial dimensions.

where  $\alpha > 1$  was introduced in Eq. 1. Note that the average time between the events is  $\langle t_r \rangle = t_w/(\alpha - 1)$ , which is finite for  $\alpha > 1$ . Theoretically, the distribution depends on the ratio  $t/t_w$  only, which is so-called *pure aging* behavior. Equation 10 has been checked numerically<sup>31</sup> with a typical result plotted in Fig.8: The insert shows that a reasonable collapse of the empirical data can be obtained using  $t/t_w$  scaling. At this level of approximation, the analytical expression cannot be distinguished from the data. The better collapse shown in the main panel is obtained with the scaling variable  $t/t_w^\mu$ , where  $\mu$  is a weakly size dependent parameter close to unity. For the chosen parameters,  $\mu = 1.055$ . Other numerical simulations<sup>48</sup> indicate that the small deviations from  $t/t_w$  scaling decrease systematically as the system size grows and/or the temperature decreases. Experimental deviations are observed in several other cases.<sup>15</sup> In spin-glasses they are attributed to the finiteness of the cooling rate.<sup>49,50</sup> Such effects are not covered by this theory in its present form. Note that Figs.2 and 8 are not obtained by an intermittency analysis, but stem from the numerical exploration algorithm<sup>31</sup> previously mentioned. The close relation between the two approaches is briefly discussed below.

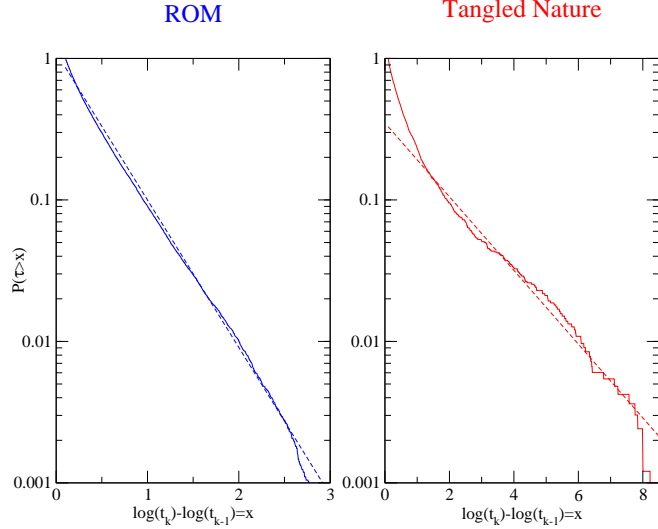
As further evidence of the relevance of the Log-Poisson description for complex dynamics, we finally consider the distribution of the 'log waiting times', which are defined as follows: Let  $t_1 \dots t_k$  be the times at which quakes  $1 \dots k$  occur. The waiting times between the events are independent and exponentially distributed stochastic variables in a usual Poisson process, while in a Log-Poisson process the same is true for the 'logarithmic waiting times' defined as

$$\tau_k = \log(t_k) - \log(t_{k-1}) = \log(t_k/t_{k-1}). \quad (11)$$

In principle, this distribution is measurable in intermittency experiments by recording the intervals between anomalous spikes. Numerical results for the ROM model previously described and for the Tangled Nature model of biological evolution<sup>51</sup> are shown in Fig.9.

## 6. SUMMARY AND CONCLUSION

The Log-Poisson non-equilibrium aging scenario leads, in a general and near parameter-free manner, to analytical expressions for several statistical properties of mesoscopic fluctuations which are of relevance for the intermittent behavior of glassy systems after a deep quench. The distinction between time homogeneous fluctuations and time heterogeneous quakes is built right into the description, which hence naturally covers various types of complex dynamics, where the same distinction applies, e.g. driven dissipative systems,<sup>27,29</sup> and biological evolution.<sup>17,21,28,52,53</sup> Broadly speaking, the physical mechanism behind all these examples combines an entropic



**Figure 9.** The empirical distribution for the log waiting times numerically obtained for the ROM and the Tangled Nature model<sup>17, 51</sup> is shown. In good agreement with Eq.11, the results nearly follow an exponential decay (broken line).

aspect, the over-abundance of attractors with low stability, and a dissipation (of e.g. energy) mechanism, which guarantees the ability of the system to spontaneously drift away from its initial state. These aspects have not received much attention in other theories of aging, where the main focus is on the linear response to a small external perturbation.<sup>54, 55</sup> In spite of this important difference, the log-Poisson description also adapts and/or incorporates other established ideas about complex dynamics. The emphasis on marginal stability modifies and extends pre-SOC developments<sup>35, 36</sup> on memory behavior. The increasing level of hierarchical organization acquired by the valleys is a recurring theme in complex dynamics.<sup>56, 57</sup> Finally, attractors (and valleys) are defined at the level of thermally correlated clusters.<sup>20</sup> These are localized objects separated by frozen degrees of freedom, and their increasing stability arguably corresponds to the growth of the thermal correlation length.<sup>12</sup>

Several questions are under investigation, e.g. more detailed predictions for the fluctuation spectrum of correlation estimators used in measurements,<sup>15</sup> the origin of the exponential density of states and extending the picture to the case where attractor properties beyond the stability can change as the system ages.

## ACKNOWLEDGMENTS

P.S. thanks Jesper Dall, Henrik Jeldtoft Jensen, Paul Anderson, Luis Oliveira and Stefan Boettcher for their collaboration on many aspects of complex dynamics. This work was supported by a grant from the Danish SNF.

## REFERENCES

1. J. Van Turnhout, P. Th. A. Klaase, P.H. Ong and L.C.E. Struik, “Physical aging and electrical properties of polymers,” *Journal of Electrostatics* **3**, pp. 171–179, 1977.
2. L. Struik, *Physical aging in amorphous polymers and other materials*, Elsevier Science Ltd, New York, 1978.
3. L. Lundgren, P. Svedlindh, P. Nordblad, and O. Beckman, “Dynamics of the relaxation time spectrum in a CuMn spin glass,” *Phys. Rev. Lett.* **51**, pp. 911–914, 1983.
4. P. Nordblad, P. Svedlindh, L. Lundgren, and L. Sandlund, “Time decay of the remanent magnetization in a CuMn spin glass,” *Phys. Rev. B* **33**, pp. 645–648, 1986.
5. P. Svedlindh, P. Granberg, P. Nordblad, L. Lundgren, and H. Chen, “Relaxation in spin glasses at weak magnetic fields,” *Phys. Rev. B* **35**, pp. 268–273, 1987.
6. M. Alba, M. Ocio, and J. Hammann, “Ageing process and Response Function in Spin Glasses: an Analysis of the Thermoremanent Magnetization Decay in Ag:Mn(2.6%),” *Europhys. Lett.* **2**, pp. 45–52, 1986.

7. M. Alba, J. Hammann, M. Ocio, and P. Refregier, “Spin-glass dynamics from magnetic noise, relaxation, and susceptibility,” *J. of Appl. Phys.* **61**, pp. 3683–3688, 1987.
8. M. Nicodemi and H. J. Jensen, “Aging and memory phenomena in magnetic and transport properties of vortex matter: a brief review,” *J. Phys A* **34**, p. 8425, 2001.
9. W. Kob, F. Sciortino, and P. Tartaglia, “Aging as dynamics in configuration space,” *Europhys. Lett.* **49**, pp. 590–596, 2000.
10. W. Kob and J.L. Barrat, “Fluctuations, response and aging dynamics in a simple glass-forming liquid out of equilibrium,” *European Physical Journal B* **13**, pp. 319–333, 2000.
11. M. Utz, P. G. Debenedetti, and F. H. Stillinger, “Atomistic simulation of aging and rejuvenation in glasses,” *Phys. Rev. Lett.* **84**, pp. 1471–1474, 2000.
12. L. Berthier and J.-P. Bouchaud, “Geometrical Aspects of Aging and Rejuvenation in the Ising Spin Glass: A Numerical Study,” *Phys. Rev. B* **66**, p. 054404, 2002.
13. C. Jossierand, A. V. Tkachenko, D. M. Mueth, and H. M. Jaeger, “Memory effects in granular materials,” *Phys. Rev. Lett.* **85**, pp. 3632–3635, 2000.
14. L. Cipelletti, S. Manley, R. C. Ball, and D. A. Weitz, “Universal aging features in the restructuring of fractal colloidal gels,” *Phys. Rev. Lett.* **84**, pp. 2275–2278, 2000.
15. L. Cipelletti and L. Ramos, “Slow dynamics in glassy soft matter,” *Journal of Physics: Condensed Matter* **17**, pp. R253–R285, 2005.
16. P. Sibani and J. Dall, “Log-Poisson statistics and pure aging in glassy systems.,” *Europhys. Lett.* **64**, pp. 8–14, 2003.
17. Paul Anderson, Henrik Jeldtoft Jensen, L.P. Oliveira and Paolo Sibani, “Evolution in complex systems,” *Complexity* **10**, pp. 49–56, 2004.
18. P. Sibani and H. J. Jensen, “How a spin-glass remembers. memory and rejuvenation from intermittency data: an analysis of temperature shifts,” *JSTAT* , p. P10013, 2004.
19. L.P. Oliveira, Henrik Jeldtoft Jensen, Mario Nicodemi and Paolo Sibani, “Record dynamics and the observed temperature plateau in the magnetic creep rate of type ii superconductors,” *Phys. Rev. B* , pp. –to appear–, 2005.
20. P. Sibani and H. J. Jensen, “Intermittency, aging and extremal fluctuations,” *Europhys. Lett.* **69**, pp. 563–569, 2005.
21. P. Sibani, M. Schmidt, and P. Alstrøm, “Fitness optimization and decay of the extinction rate through biological evolution,” *Phys. Rev. Lett.* **75**, pp. 2055–2058, 1995.
22. P. Sibani, M. Brandt, and P. Alstrøm, “Evolution and extinction dynamics in rugged fitness landscapes,” *Int. J. Modern Phys. B* **12**, pp. 361–391, 1998.
23. H. Bissig, S. Romer, Luca Cipelletti Veronique Trappe and Peter Schurtenberger, “Intermittent dynamics and hyper-aging in dense colloidal gels,” *PhysChemComm* **6**, pp. 21–23, 2003.
24. Luca Cipelletti, H. Bissig, V. Trappe, P. Ballesta and S. Mazoyer, “Time-resolved correlation: a new tool for studying temporally heterogeneous dynamics,” *J. Phys.:Condens. Matter* **15**, pp. S257–S262, 2003.
25. L. Buisson, L. Bellon and S. Ciliberto, “Intermittency in aging,” *J. Phys. Cond. Mat.* **15**, p. S1163, 2003.
26. L. Buisson, S. Ciliberto and A. Garciamartin, “Intermittent origin of the large violations of the fluctuation dissipation relations in an aging polymer glass,” *Europhys. Lett.* **63**, p. 603, 2003.
27. P. Sibani and P. B. Littlewood, “Slow Dynamics from Noise Adaptation,” *Phys. Rev. Lett.* **71**, pp. 1482–1485, 1993.
28. P. Sibani and A. Pedersen, “Evolution dynamics in terraced NK landscapes,” *Europhys. Lett.* **48**, pp. 346–352, 1999.
29. P. Sibani and C. M. Andersen, “Aging and self-organized criticality in driven dissipative systems,” *Phys. Rev. E* **64**, p. 021103, 2001.
30. A. Crisanti and F. Ritort, “Activated dynamics and inherent structure dynamics of finite size mean-field models for glasses,” *Europhys. Lett.* **52**, pp. 640–646, 2000.
31. J. Dall and P. Sibani, “Exploring valleys of aging systems : the spin glass case.,” *Eur. Phys. J. B* **36**, pp. 233–243, 2003.

32. Stefan Boettcher and Paolo Sibani, “Comparing extremal and thermal explorations of energy landscapes,” *cond-mat/0406543* , 2004.
33. J. C. Schön and P. Sibani, “Energy and entropy of metastable states in glassy systems,” *Europhys. Lett.* **49**, pp. 196–202, 2000.
34. P. Sibani, C. Schön, P. Salamon, and J.-O. Andersson, “Emergent hierarchical structures in complex system dynamics,” *Europhys. Lett.* **22**, pp. 479–485, 1993.
35. C. Tang, K. Wiesenfeld, P. Bak, S. Coppersmith, and P. Littlewood, “Phase Organization,” *Phys. Rev. Lett.* **58**, pp. 1161–1164, 1987.
36. S. Coppersmith and P. Littlewood, “Pulse-duration memory effect and deformable charge-density waves,” *Phys. Rev. B* **36**, pp. 311–317, 1987.
37. J. Dall and P. Sibani, “The energy landscape of aging systems—from a different angle,” *cond-mat/0310286* , 2003.
38. P. Bak, *How Nature Works. The science of self-organized criticality*, Oxford University Press, 1997.
39. H. Jensen, *Self-Organized Criticality. Emergent Complex Behavior in Physical and Biological Systems*, Cambridge University Press, 1998.
40. J. Dall, “Non-equilibrium Dynamics of Complex Systems,” *PhD thesis, Dept. of Physics, SDU* , 2003.
41. H. J. Jensen and M. Nicodemi, “Memory effects in response functions of driven vortex matter,” *Europhys. Lett.* **57**, p. 348, 2002.
42. M. R. Leadbetter, G. Lindgren, and H. Rotzen, *Extremes and related properties of random sequences and processes*, Springer-Verlag, New York Heidelberg Berlin, 1983.
43. Hajime Takayama and Koji Hukushima, “Numerical Study on Aging Dynamics in 3D Ising Spin-Glass Model. III. Cumulative Memory and ‘Chaos’ Effects in the Temperature Shift Protocol,” *J. Phys. Soc. JPN* **71**, pp. 3003–3010, 2002.
44. P. Sibani and P. Schriver, “Phase-structure and low-temperature dynamics of short range Ising spin glasses,” *Phys. Rev. B* **49**, pp. 6667–6671, 1994.
45. P. Sibani, “Local state space geometry and thermal relaxation in complex landscapes: the spin-glass case,” *Physica A* **258**, pp. 249–262, 1998.
46. T. Klotz, S. Schubert, and K. H. Hoffmann, “The state space of short-range Ising spin-glasses: the density of states,” *European Physical Journal B* **2**, pp. 313–317, 1998.
47. L. Buisson, M. Ciccotti, L. Bellon and S. Ciliberto, “Electrical noise properties in aging materials,” in *Fluctuations and noise in materials*, M. W. D. Popovic and Z. Racz, eds., pp. 150–163, 2004.
48. J. Dall and P. Sibani, “Deviations from full aging in numerical spin glass models,” *cond-mat/0310416* , 2003.
49. G. F. Rodriguez, G. G. Kenning, and R. Orbach, “Full Aging in Spin Glasses,” *Phys. Rev. Lett.* **91**, p. 037203, 2002.
50. V.S. Zotev, G.F. Rodriguez, G.G. Kenning, R. Orbach, E. Vincent and J. Hammann, “Role of Initial Conditions in Spin-Glass Aging Experiments.,” *Phys. Rev. B* **67**, p. 184422, 2003.
51. Matt Hall, Kim Christensen, Simone A. di Collabiano and Henrik J. Jensen, “Time dependent extinction rate and species abundance in the Tangled Nature model of biological evolution,” *Phys. Rev. E* **66**, p. 011904, 2002.
52. M. E. J. Newman and P. Sibani, “Extinction, diversity and survivorsip of taxa in the fossil record,” *Proceedings of the Royal Society London B* **266**, pp. 1–7, 1999.
53. Paul E. Anderson, “A statistical physics and complex systems inspired approach to evolutionary ecology,” *PhD Thesis, Dept. of Mathematics, Imperial College London* , 2004.
54. Leticia F. Cugliandolo, Jorge Kurchan and Luca Peliti, “Energy flow, partial equilibration, and effective temperature in systems with slow dynamics,” *Phys. Rev. E* **55**, pp. 3898–3914, 1997.
55. P. Calabrese and A. Gambassi, “Ageing properties of critical systems,” *cond-mat/0410357* .
56. P. Sibani and K. H. Hoffmann, “Hierarchical models for aging and relaxation in spin glasses,” *Phys. Rev. Lett.* **63**, pp. 2853–2856, 1989.
57. Y. G. Joh and R. Orbach, “Spin Glass Dynamics under a Change in Magnetic Field,” *Phys. Rev. Lett.* **77**, pp. 4648–4651, 1996.