

Conditions for the emergence of spatial asymmetric retrieval states in attractor neural network

Kostadin Koroutchev ^{*(1)} and Elka Korutcheva ^{†(2)}

December 2, 2024

⁽¹⁾ Depto. de Ingeniería Informática
Universidad Autónoma de Madrid, 28049 Madrid, Spain

⁽²⁾ Depto. de Física Fundamental,
Universidad Nacional de Educación a Distancia,
c/Senda del Rey, No 9, 28080 Madrid, Spain

Abstract

In this paper we show that during the retrieval process in a binary symmetric Hebb neural network, spatial localized states can be observed when the connectivity of the network is distance-dependent and when a constraint on the activity of the network is imposed, which forces different levels of activity in the retrieval and learning states. This asymmetry in the activity during the retrieval and learning is found to be sufficient condition in order to observe spatial localized retrieval states. The result is confirmed analytically and by simulation.

^{*}Corresponding author; k.koroutchev@uam.es; Inst. for Computer Systems, Bulgarian Academy of Sciences, 1113, Sofia, Bulgaria

[†]G.Nadjakov Institute of Solid State Physics, Bulgarian Academy of Sciences, 1784, Sofia, Bulgaria

1 Introduction

In a very recent publication [1] it was shown that using linear-threshold model neurons, Hebb learning rule, sparse coding and distance-dependent asymmetric connectivity, spatial asymmetric retrieval states (SAS) can be observed. Similar results have been reported in the case of Hebb binary model for associative neural network [2]. This asymmetric states are characterized by a spatial localization of the activity of the neurons, described by the formation of local bumps. The biological reason for this phenomenon is based on the transient synchrony that leads to recruitment of cells into local bumps, followed by desynchronized activity within the group [3],[4].

The observation is intriguing, because all components of the network are intrinsically symmetric with respect to the positions of the neurons and the retrieved state is clearly asymmetric.

When the network is sufficiently diluted, say less than 5%, then the differences between asymmetric and symmetric connectivity are minimal [5]. For this reason we expect that the impact of the asymmetrical connectivity will be minimal and the asymmetry could not be considered as necessary condition for the existence of SAS, as it is confirmed in this work.

There are several factors that possibly contribute to the SAS in model network.

In order to introduce the spatial effects in neural networks(NN), one essentially needs distance measures and topology between the neurons, imposing some distribution on the connections, dependent on that topology and distances. The major factor to observe spatial asymmetric activity is of course the spatially dependent connectivity of the network. Actually this is an essential condition, because given a network with SAS, by applying random permutation to the enumeration of the neurons, one will obviously achieve states without SAS. Therefore, the topology of the connections must depend on the distance between the neurons.

Due to these arguments, a symmetric and distance-dependent connectivity for all neurons is chosen in this study.

We consider an attractor NN model of Hebbian type formed by N binary neurons $\{S_i\}$, $S_i \in \{-1, 1\}$, $i = 1, \dots, N$, storing p binary patterns ξ_i^μ , $\mu \in \{1 \dots p\}$, and we assume a symmetric connectivity between the neurons $c_{ij} = c_{ji} \in \{0, 1\}$, $c_{ii} = 0$. $c_{ij} = 1$ means that neurons i and j are connected. We regard only connectivities in which

the fluctuations between the individual connectivity are small, e.g. $\forall_i \sum_j c_{ij} \approx cN$, where c is the mean connectivity.

The learned patterns are drawn from the following distribution:

$$P(\xi_i^\mu) = \frac{1+a}{2} \delta(\xi_i^\mu - 1 + a) + \frac{1-a}{2} \delta(\xi_i^\mu + 1 + a),$$

where the parameter a is the sparsity of the code. Note that the notation is a little bit different from the usual one. By changing the variables $\eta \rightarrow \xi + a$ and substituting in the above equation, one obtains the usual form for the pattern distribution in the case of sparse code [6]:

$$P(\eta_i^\mu) = \frac{1+a}{2} \delta(\eta_i^\mu - 1) + \frac{1-a}{2} \delta(\eta_i^\mu + 1).$$

Further in this article we show that imposing symmetry between the retrieval and the learning states, i.e. equal probability distributions of the patterns and the network activities, no SAS exists. Spatial asymmetry can be observed only when asymmetry between the learning and the retrieval states is imposed.

Actually, by using binary network and symmetrically distributed patterns, the only asymmetry between the retrieval and the learning states that can be imposed, independent on the position of the neurons, is the total number of the neurons in a given state. Having in mind that there are only two possible states, this condition leads to a condition on mean activity of the network.

To impose a condition on the mean activity, we add an extra term H_a to the Hamiltonian

$$H_a = NR \sum_i S_i / N.$$

This term actually favors states with lower total activity $\sum_i S_i$ that is equivalent to decrease the number of active neurons, creating asymmetry between the leaning and the retrieval states. If the value of the parameter $R = 0$, the corresponding model has been intensively studied since the classical results of Amit et al. [7] for symmetrical code and Tsodyks, Feigel'man [6] for sparse code. These results show that the sparsities of the learned patterns and the retrieval states are the same and equal to aN . In the case $R \neq 0$, the energy of the system increases with the number of active neurons ($S_i = 1$) and the term H_a tends to limit the number of active neurons below aN . Roughly speaking, the parameter R can be interpreted as some kind of chemical

potential for the system to force a neuron in a state $S = 1$. Here we would like to mention that Roudi and Treves [1] have also stated that the activity of the network had to be constrained in order to have spatially asymmetric states. However, no explicit analysis was presented in order to explain the phenomenon and the condition is not shown to be sufficient one, probably because the use of more complicated linear threshold neurons diminishes the importance of this condition. Here we point out the importance of the constraint on the network level of activity and show that it is a sufficient condition for observation of spatial asymmetric states in binary Hebb neural network.

The goal of this article is to find minimal necessary conditions where SAS can be observed. We start with general sparse code and sparse distance-dependent connectivity and using replica symmetry paradigm we find the equations for the order parameters.

Then we study the solutions of these equations using some approximation and compare the analytical results with simulation results.

The conclusion are drawn in the last part, showing that only the asymmetry between the learning and the retrieval states is sufficient to observe SAS.

2 Analytical analysis

For the analytical analysis of the SAS states, we consider the decomposition of the connectivity matrix c_{ij} by its eigenvectors $a_i^{(k)}$:

$$c_{ij} = \sum_k \lambda_k a_i^{(k)} a_j^{(k)}, \quad \sum_i a_i^{(k)} a_i^{(l)} = \delta_{kl}, \quad (1)$$

where λ_k are the corresponding (positive) eigenvalues. The eigenvectors $a_i^{(k)}$ are ordered by its corresponding eigenvalues in decreasing order, e.g.

$$\forall a_j^{(k)}, a_j^{(l)}, k > l \Rightarrow \lambda_k \leq \lambda_l. \quad (2)$$

For convenience we introduce also the parameters b_i^k :

$$b_i^k \equiv a_i^{(k)} \sqrt{\lambda_k/c}. \quad (3)$$

To get some intuition of what $a_j^{(k)}$ look like, we plot in Fig. 1 the first two eigenvectors a^0 and a^1 .

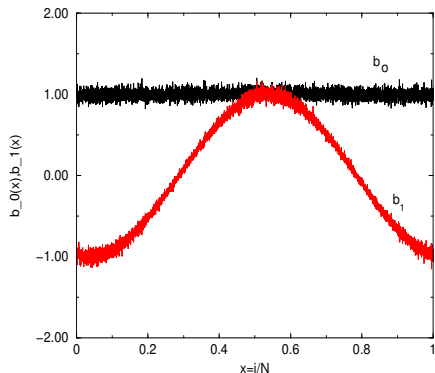


Figure 1: The components of the first eigenvectors of the connectivity matrix, normalized by a square root of their corresponding eigenvalue, in order to eliminate the effect of the size of the network. The first eigenvector has a constant component, the second one-sine-like component. $N = 6400$, $c = 320/N$, $\lambda_0 = 319.8$, $\lambda_1 = 285.4$.

For a wide variety of connectivities, the first three eigenvectors are the following:

$$a_k^{(0)} = \sqrt{1/N}, \quad a_k^{(1)} = \sqrt{2/N} \cos(2\pi k/N), \quad a_k^{(2)} = \sqrt{2/N} \sin(2\pi k/N). \quad (4)$$

Further, the eigenvalue λ_0 is approximately the mean connectivity of the network per node, that is the mean number of the connections per neuron. If we denote a fraction of the neurones to which a given neuron is connected by c , then $\lambda_0 = cN$.

Following the classical analysis of Amit et al. [7], we study binary Hopfield model [8]

$$H_{int} = -\frac{1}{cN} \sum_{ij\mu} S_i \xi_i^\mu c_{ij} \xi_j^\mu S_j, \quad (5)$$

where the matrix c_{ij} denotes the matrix of connectivity and we have assumed Hebb's rule of learning [9].

In order to take into account the finite numbers of overlaps that condense macroscopically, we use Bogolyubov's method of quasi averages [10]. To this aim we introduce an external field, conjugate to a final number of patterns $\{\xi_i^\nu\}$, $\nu = 1, 2, \dots, s$ by adding a term

$$H_h = -\sum_{\nu=1}^s h^\nu \sum_i \xi_i^\nu S_i \quad (6)$$

to the Hamiltonian.

Finally, as we already mentioned in the Introduction, in order to impose some asymmetry in the neural network's states, we also add the term

$$H_a = NR \left(\frac{1}{N} \sum_i S_i \right) \approx NR \overline{S_i b_i^0}, \quad (7)$$

where we used $b_i^0 \approx 1$. The equality is exact for equal degree network. The over line in eq.(7) means $\overline{(\cdot)} = \frac{1}{N} \sum_i (\cdot)$.

The whole Hamiltonian we are studying is now $H = H_{int} + H_h + H_a$:

$$H = -\frac{1}{cN} \sum_{ij\mu} S_i \xi_i^\mu c_{ij} \xi_j^\mu S_j - \sum_{\nu=1}^s h^\nu \sum_i \xi_i^\nu S_i + NR \overline{S_i b_i^0}. \quad (8)$$

By using the ‘‘replica formalism’’ [11], for the averaged free energy per neuron we get:

$$f = \lim_{n \rightarrow 0} \lim_{N \rightarrow \infty} \frac{-1}{\beta n N} (\langle \langle Z^n \rangle \rangle - 1), \quad (9)$$

where $\langle \langle \dots \rangle \rangle$ stands for the average over the pattern distribution $P(\xi_i^\mu)$, n is the number of the replicas, which are later taken to zero and β is the inverse temperature.

Following [7], [12], the replicated partition function is represented by decoupling the sites using an expansion of the connectivity matrix c_{ij} over its eigenvalues $\lambda_l, l = 1, \dots, M$ and eigenvectors a_i^l (eq.1):

$$\langle \langle Z^n \rangle \rangle = e^{-\beta \alpha N n / 2c} \left\langle \left\langle \text{Tr}_{S^\rho} \exp \left[\frac{\beta}{2N} \sum_{\mu\rho l} \sum_{ij} (\xi_i^\mu S_i^\rho b_i^l) (\xi_j^\mu S_j^\rho b_j^l) + \beta \sum_{\nu} h^\nu \sum_{i\rho} \xi_i^\nu S_i^\rho - \beta RN \sum_{i\rho} b_i^0 S_i^\rho / N \right] \right\rangle \right\rangle, \quad (10)$$

with $\alpha = p/N$ being the storage capacity.

Following the classical approach of Amit et al.[7] we introduced variables $m_{\rho k}^\mu$ at each replica ρ and each eigenvalue and split the sums over the first s ‘‘condensed’’ patterns, labeled by the letter ν and the remaining (infinite) $p - s$, over which an average and a later expansion over their corresponding parameters was done.¹ We have supposed that only a finite number of m_k^ν are of order one and those are related to the largest eigenvalues λ_k .

¹Without loss of generality we can limit ourself to the case of only one pattern with macroscopic overlap ($\nu = 1$). The generalization to $\nu > 1$ is straightforward.

As a next step, we introduced the order parameters (OP)

$$q_k^{\rho,\sigma} = \overline{(b_i^k)^2 S_i^\rho S_i^\sigma},$$

where $\rho, \sigma = 1, \dots, n$ are the replica indexes. Note the role of the connectivity matrix on the OP $q_k^{\rho,\sigma}$ by the introduction of the parameters b_i^k .

The introduction of the OP $r_k^{\rho,\sigma}$, conjugate to $q_k^{\rho,\sigma}$, and the use of the replica symmetry ansatz [11] $m_{\rho k}^\nu = m_k^\nu, q_k^{\rho,\sigma} = q_k$ for $\rho \neq \sigma$ and $r_k^{\rho,\sigma} = r_k$ for $\rho \neq \sigma$, followed by a suitable linearization of the quadratic in S -terms and the application of the saddle-point method [7], give the following final form for the free energy per neuron:

$$\begin{aligned} f &= \frac{1}{2c}\alpha + \frac{1}{2}(m_k)^2 + \frac{\alpha\beta}{2} \sum_k r_k q_k + \frac{\alpha\beta}{2} \sum_k \mu_k^2 r_k + \\ &+ \frac{\alpha}{2\beta} \sum_k [\ln(1 - \beta(1 - a^2)\mu_k + \beta(1 - a^2)q_k) - \\ &- \beta(1 - a^2)q_k(1 - \beta(1 - a^2)\mu_k + \beta(1 - a^2)q_k)^{-1}] - \\ &- \frac{1}{\beta} \int \frac{dze^{-\frac{z^2}{2}}}{\sqrt{2\pi}} \overline{\ln 2 \cosh \beta \left(z \sqrt{\alpha(1 - a^2) \sum_l r_l b_i^l b_i^l + \sum_l m_l \xi_i b_i^l + R b_i^0} \right)}. \end{aligned} \quad (11)$$

In the last expression we have introduced the variables $\mu_k = \lambda_k/cN$ and we have used the fact that the average over a finite number of patterns ξ^ν can be self-averaged [7]. In our case however the self-averaging is more complicated in order to preserve the spatial dependence of the retrieved pattern. The detailed analysis will be given in a forthcoming publication [13]

The equations for the OP r_k, m_k and q_k are respectively:

$$r_k = \frac{q_k}{(1 - \beta(1 - a^2)\mu_k(1 - q_k))^2}, \quad (12)$$

$$m_k = \int \frac{dze^{-\frac{z^2}{2}}}{\sqrt{2\pi}} \xi_i b_i^k \tanh \beta \left(z \sqrt{\alpha(1 - a^2) \sum_l r_l b_i^l b_i^l + \sum_l m_l \xi_i b_i^l + R b_i^0} \right) \quad (13)$$

and

$$q_k = \int \frac{dze^{-\frac{z^2}{2}}}{\sqrt{2\pi}} (b_i^k)^2 \tanh^2 \beta \left(z \sqrt{\alpha(1 - a^2) \sum_l r_l b_i^l b_i^l + \sum_l m_l \xi_i b_i^l + R b_i^0} \right). \quad (14)$$

At $T = 0$, keeping $C_k \equiv \beta(\mu_k - q_k)$ finite and limiting the above system only to the first two coefficients, the above equations read:

$$m_0 = \frac{1 - a^2}{4\pi} \int_{-\pi}^{\pi} g(\phi) d\phi \quad (15)$$

$$m_1 = \sqrt{2\mu_1} \frac{1 - a^2}{4\pi} \int_{-\pi}^{\pi} g(\phi) \sin \phi d\phi \quad (16)$$

$$C_0 = \frac{1}{2\pi} \int_{-\pi}^{\pi} g_c(\phi) d\phi \quad (17)$$

$$C_1 = \frac{\mu_1}{\pi} \int_{-\pi}^{\pi} g_c(\phi) \sin^2 \phi d\phi \quad (18)$$

$$r_k = \frac{\mu_k}{[1 - (1 - a^2)C_k]^2}, \quad (19)$$

where

$$g(\phi) = \operatorname{erf}(x_1) + \operatorname{erf}(x_2) \quad (20)$$

$$g_c(\phi) = [(1 + a)e^{-(x_1)^2} + (1 - a)e^{-(x_2)^2}]/[\sqrt{\pi}y] \quad (21)$$

$$x_1 = [(1 - a)(m_0 + m_1\sqrt{2\mu_1}\sin\phi) + R]/y \quad (22)$$

$$x_2 = [(1 + a)(m_0 + m_1\sqrt{2\mu_1}\sin\phi) - R]/y \quad (23)$$

$$y = \sqrt{2\alpha(1 - a^2)(r_0 + 2\mu_1 r_1 \sin^2 \phi)}. \quad (24)$$

When we assume $m_1 = m_2 = \dots = 0, R = 0$, we obtain the result of Gardner [12]. When additionally $\mu_1 = 0$ we obtain the result of Amit et al [7].

The result of the numerical solution of the eqs.(15-19) is show in Fig. 2 (left). The sharp bound of the phase transition is a result of taking into account just two terms $k = 0, 1$ and the lack of finite-size effects in the thermodynamic limit.

In order to compare the results, we also performed computer simulations. To this aim we chose the network's topology to be a circular ring, with a distance measure

$$|i - j| \equiv \min(i - j + N \bmod N, j - i + N \bmod N)$$

and used the same connectivity as in Ref.[1] with typical connectivity distance $\sigma_x N$:

$$P(c_{ij} = 1) = c \left[\frac{1}{\sqrt{2\pi}\sigma_x N} e^{-(i-j/N)^2/2\sigma_x^2} + p_0 \right].$$

Here the parameter p_0 is chosen to normalize the expression in the brackets. When σ_x is small enough, then spatial asymmetry is expected.

In order to measure the overlap between the states of the patterns and the neurons and the effect of the single-bump spatial activity during the simulation, we used the ratio m_1/m , where

$$m_0 = \frac{1}{N} \sum_k \xi_k^0 S_k$$

and

$$m_1 = \frac{1}{N} \left| \sum_k \xi_k^0 S_k e^{2\pi i k/N} \right|.$$

Because the sine waves appear first, m_1/m_0 results also to be a sensitive asymmetric measure, at least compared to the visual inspection of the running averages of the local overlap $m_{(i)} \equiv \xi_i S_i$.

Let us note that m_1 can be regarded as the power of the first Fourier component and m_0 can be regarded as a zeroth Fourier component, that is the power of the direct-current component.

The corresponding behavior of the order parameters m_0, m_1 in the zero-temperature case, obtained by the simulations, is represented in Fig. 2 (right). Note the good correspondence between the numerical solution of the analytical results and the results obtained by simulation.

We have also investigated the phase diagram when fixing the storage capacity. For $\alpha/c = 0.02$ we have observed a large and stable area of solutions corresponding to the formation of local bumps, i.e. solutions with OP $m_1 \neq 0$.

According to the phase diagram, Fig. 3, there exist states with $a = 0$ and spatial asymmetry retrieval states. Therefore, the sparsity of the code is not a necessary condition for SAS. However it is worth mention that the sparsity of the code makes SAS better pronounced.

On the other hand there is no state with SAS and $H_a = 0$, and therefore the asymmetry between the retrieval activity and the learned patterns is essential for the observation of the phenomenon.

3 Conclusion

In this paper we have studied the conditions for the appearance of spatial dependent activity in a binary neural network model.

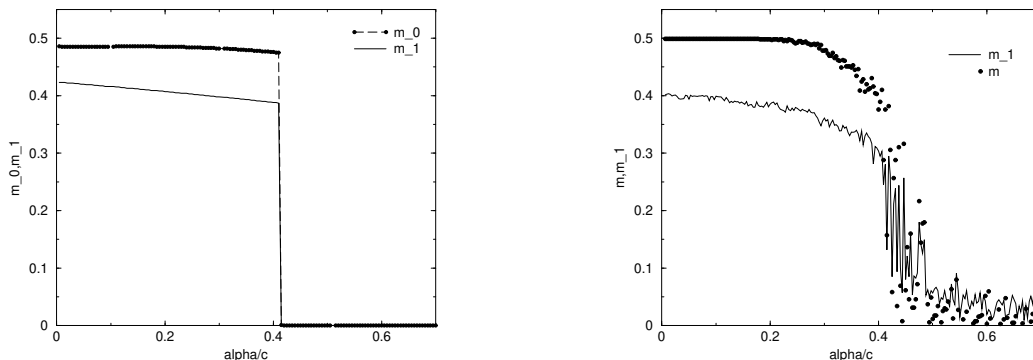


Figure 2: Left – Computation of m_0, m_1 according to the eqs.(15-19). The sparsity of the code is $a = 0.2$ and $R = 0.57$. The sharp bound is due to the limitation of the equations only to the first two terms of the OP m, r, C , as well as to the finite scale effects. The result of the simulations is represented on the right side.

The analysis was done analytically and also confirmed by simulations, which was possible due to the finite number of relevant order parameters. The analytical approach gives a closed form for the equations describing the different order parameters and permits their later analysis. Actually, limiting only to two the number of order parameters, we achieve good correspondence with the results of the simulation.

It was shown that the presence of the term H_a is sufficient for the existence of the SAS. Nor asymmetry of the connection, neither sparsity of the code are necessary to achieve SAS states.

The numerical solution of the analytical results, as well as the simulations show that when $H_a = 0$ no SAS can be observed. This is a good, although not conclusive argument, that the asymmetry between the retrieval and the learning states might be a necessary and not only sufficient condition for the observation of spatial asymmetry states.

Detailed analysis of the problem will be presented in a forthcoming publication.

Acknowledgments

The authors thank A.Treves and Y.Roudi for stimulating discussions.

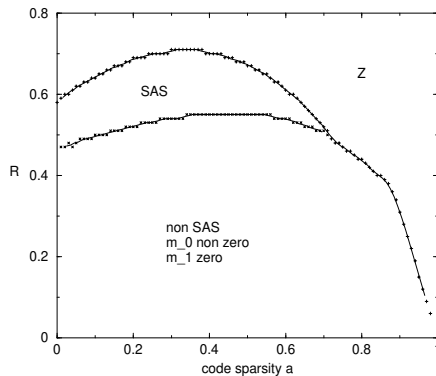


Figure 3: Phase diagram R versus a for $\alpha/c = 0.02$. The SAS region, where local bumps are observed is relatively large. The Z region corresponds to trivial solutions for the overlap.

This work is financial supported by the Abdus Salam Center for Theoretical Physics, Trieste, Italy and by Spanish Grants CICYT, TIC 01-572, DGLM.CyT.BFM2001-291-C02-01 and the program “Promoción de la Investigación UNED’02”.

References

- [1] Y.Roudi and A.Treves, An associate network with spatially organized connectivity, *JSTAT* (2004) P07010.
- [2] K.Koroutchev and E.Korutcheva, Spatial asymmetric retrieval states in symmetric Hebb network with uniform connectivity, *Preprint ICTP*, Trieste, Italy, December 2004.
- [3] J.Rubin and A.Bose, Localized activity in excitatory neuronal networks, *Network: Comput.Neural Syst.*, vol.15,(2004),pp.133.
- [4] N.Brunel, Dynamics and plasticity of stimulus-selective persistent activity in cortical network models, *Cereb.Cortex*, vol.13,(2003),pp.1151.
- [5] J.Hertz, *Introduction to the theory of neural computation*, Perseus Publishing Group 1991.
- [6] M.Tsodyks and M.Feigel'man, *Europhys.Lett.*, vol.6,(1988),pp.101.

- [7] D.Amit, H.Gutfreund and H.Sompolinsky, Statistical mechanics of neural networks near saturation,*Ann.Phys.*, vol.173,(1987),pp.30.
- [8] J.Hopfield, *Proc.Natl.Acad.Sci.USA*, vol.79,(1982),pp.2554.
- [9] D.Hebb, *The Organization of Behavior: A Neurophysiological Theory*, Wiley, New York, 1949.
- [10] N.N.Bogolyubov, *Physica(Suppl.)*, vol.26,(1960),pp.S1.
- [11] M.Mézard, G.Parisi and M.-A.Virasoro, *Spin-glass theory and beyond*, World Scientific, 1987.
- [12] A.Canning and E.Gardner, Partially connected models of neural networks, *J.Phys.A:Math.Gen.*, vol.21,(1988),pp.3275.
- [13] K.Koroutchev and E.Korutcheva, in preparation.