

Non-collinear single-electron spin-valve transistors

Wouter Wetzels and Gerrit E.W. Bauer

Kavli Institute of Nanoscience, Delft University of Technology, Lorentzweg 1, 2628 CJ Delft, The Netherlands

Milena Grifoni

Institut für Theoretische Physik, Universität Regensburg, 93035 Regensburg, Germany

We study interaction effects on transport through a small metallic cluster connected to two ferromagnetic leads (a single-electron spin-valve transistor) in the “orthodox model” for the Coulomb blockade. The non-local exchange between the spin accumulation on the island and the ferromagnetic leads is shown to affect the transport properties such as the electric current and spin-transfer torque as a function of the magnetic configuration, gate voltage, and applied magnetic field.

Magnetoelectronics is a contender to fulfill the technological need for faster and smaller memory and sensing devices. The drive into the nanometer regime brings about an increasing importance of electron-electron interaction effects. Small metallic clusters (islands) that are electrically contacted to metallic leads by tunnel junctions and capacitively coupled to a gate electrode can behave as “single-electron transistors (SETs)”. In the Coulomb-blockade regime, the charging energy needed to change the electron number on the island by one exceeds the thermal energy and transport can be controlled on the level of the elementary charge.¹ In a spin-valve SET (SV-SET), the contacts consist of ferromagnetic metals (F). We focus here on F|N|F structures with normal metal (N) islands (see Fig. 1(a)),² since these “spin valves” display giant magnetoresistance and spin-current induced magnetization reversal.³ Other combinations such as F|F|F⁴, N|N|F⁵ or F|F|N^{6,7} are of interest as well.

Several theoretical studies have been devoted to the binary magnetoresistance (MR) of SV-SETs, *i.e.* the difference in the electric resistance between parallel and antiparallel configurations of the magnetization directions.^{8,9} Interaction effects in magnetic devices have been studied as well for spin valves with a Luttinger liquid island¹⁰ and for single-level quantum dots^{11,12,13} with non-collinear magnetic configurations.

A necessary condition for a significant MR in F|N|F structures is a spin accumulation on the normal metal island, *viz.* a sufficiently long spin-flip relaxation time τ_{sf} . Seneor *et al.*¹⁴ have measured the MR of SV-SETs with gold islands with a $\tau_{sf} \sim 800$ ps. A τ_{sf} in the microsecond regime has been reported for Co nanoclusters.⁶ The long spin-flip times in small clusters is not yet fully understood; it might simply be due to the probability of finding zero impurities in a given small cluster.

In this Rapid Communication we elucidate the new aspects of electron transport related to non-collinear magnetization directions in metallic SV-SETs. It turns out that an effective exchange effect between the spin accumulation and the magnetizations has to be taken into account.

We take the junction resistances sufficiently larger than the quantum resistance $R_Q = h/e^2$ so that the Coulomb

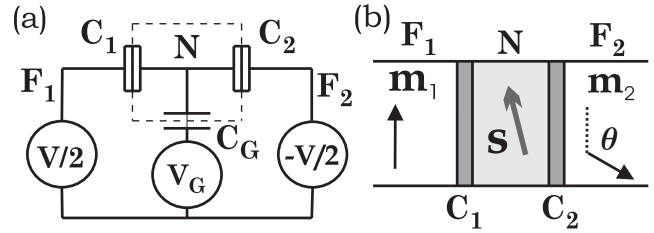


FIG. 1: The spin-valve single-electron transistor. (b) The tunneling rates between the leads and the cluster depend on the spin accumulation \vec{s} .

blockade can be treated by lowest-order perturbation theory. We furthermore disregard the size quantization of states in the clusters, thus adopting the well-established “orthodox” model.¹ In our model system (*cf.* Fig. 1(b)), the ferromagnetic leads are treated as reservoirs with single-domain magnetization directions \vec{m}_1 and \vec{m}_2 . Disregarding magnetic anisotropies, the relevant parameter is the angle θ between the magnetizations. The capacitances of the junctions are C_1 and C_2 . The cluster is capacitively coupled to the gate, with capacitance $C_G \ll C_1, C_2$.

We assume a separation of time scales between the energy relaxation that rapidly thermalizes injected charges and the slow spin relaxation. In this regime, the quasi-equilibrium excess spin \vec{s} on the normal metal island is well-defined. In second quantization $\vec{s} = (\hbar/2) \sum_{kss'} \langle c_{ks}^\dagger \vec{\sigma}_{ss'} c_{ks'} \rangle$, where $\vec{\sigma}$ is the vector of Pauli spin matrices and k, s denote the orbital and spin indices of the island states, respectively. This corresponds to a chemical potential difference (spin accumulation) $\Delta\mu = 2\delta |\vec{s}| / \hbar$, where δ is the average single-particle energy separation (in terms of the static susceptibility χ_s : $\Delta\mu = 2\mu_B^2 |\vec{s}| / (\chi_s \hbar)$). Spin-flip relaxation is parametrized by the spin-flip time τ_{sf} or spin-flip conductance $G_{sf} \equiv e^2 / (2\tau_{sf} \delta)$. For metals, δ is much smaller than the thermal energy except for very small particles (diameter $\lesssim 5$ nm). We restrict our attention here to a regime in which the bias energy is small compared to the thermal and the charging energies, but large compared to δ , so that the transport properties do not depend on the

energy-relaxation rate.⁹ The island state is then characterized by the excess number of electrons n and net spin angular momentum \vec{s} . A state distribution on the island governed by free-energy minimization under these spin and charge constraints can be used.

The master equation for electron transport in the orthodox model is determined by a tunneling Hamiltonian that can be treated by perturbation theory. We derive the appropriate Hamiltonian by collecting the leading terms in the transition probabilities. A crucial parameter is the mixing conductance for a N|F junction¹⁵

$$G^{\uparrow\downarrow} \equiv \frac{e^2}{h} \sum_{nm} \left(\delta_{mn} - r_{\uparrow}^{nm} (r_{\downarrow}^{nm})^* \right), \quad (1)$$

where n and m denote the transport channels in the normal metal, and r_{\uparrow}^{nm} and r_{\downarrow}^{nm} are the corresponding spin-dependent reflection coefficients. The real part of the mixing conductance determines the spin-transfer torque that strives to align the magnetization to the spin accumulation.³ In the limit of a tunneling contact, $\text{Re } G^{\uparrow\downarrow} = (G_{\uparrow} + G_{\downarrow})/2$, where $G_s = (e^2/h) \sum_{nm} (\delta_{mn} - |r_s^{nm}|^2)$ is the conventional tunneling conductance for spin s . The torque is transferred by the electrons that tunnel through the contact and is included in the standard spin-dependent tunneling Hamiltonian. The imaginary part of the mixing conductance can be interpreted as an effective field parallel to the magnetization direction of the ferromagnet. For a normal metal separated from a Stoner ferromagnet by a specular, rectangular barrier we can directly solve the Schrödinger equation. With Fermi momenta of the ferromagnet of $k_{F\uparrow} = 1.09\text{\AA}^{-1}$, $k_{F\downarrow} = 0.42\text{\AA}^{-1}$ (characteristic for Fe), a normal metal Fermi energy of $\epsilon_F = 2.6\text{ eV}$, a barrier height of 3 eV , and free electron masses (cf. Ref. 3) we find $\text{Im } G^{\uparrow\downarrow}/(G_{\uparrow} + G_{\downarrow}) = -0.26$. This illustrates that, in contrast to metallic interfaces,¹⁶ the imaginary part of the mixing conductance can be significant for tunnel junctions. This result is not sensitive to the width of the barrier but may depend strongly on material combination and interface morphology. For tunneling barriers made from magnetic insulators,¹⁷ $\text{Re } G^{\uparrow\downarrow}$ and $\text{Im } G^{\uparrow\downarrow}$ may become large compared to $(G_{\uparrow} + G_{\downarrow})$, which results in different physics.¹⁸

The Hamiltonian for the SV-SET reads:

$$H = H_N + \sum_{\alpha=1,2} (H_{F\alpha} + H_{T\alpha} + H_{ex\alpha}), \quad (2)$$

where H_N describes the electrons on the normal metal and includes the electrostatic interaction energy¹⁹

$$H_N = \sum_{ks} \varepsilon_k c_{ks}^{\dagger} c_{ks} + \frac{e^2 (n - C_G V_G / e)^2}{2(C_1 + C_2)}. \quad (3)$$

For the two ferromagnetic leads ($\alpha = 1, 2$) $H_{F\alpha} = \sum_{ks} \varepsilon_{\alpha ks} a_{\alpha ks}^{\dagger} a_{\alpha ks}$ and n denotes the excess electron number on the island. The tunneling Hamiltonian for each

contact reads $H_{T\alpha} = \sum_{kqs} T_{\alpha kqs} a_{\alpha ks}^{\dagger} c_{\alpha qs} + h.c.$ Finally, the imaginary part of the mixing conductance gives rise to an effective exchange effect:

$$H_{ex\alpha} = \sum_{kss'} \Delta_{ex\alpha} \vec{m}_{\alpha} \cdot c_{ks}^{\dagger} \vec{\sigma}_{ss'} c_{ks'}, \quad (4)$$

where $\Delta_{ex\alpha} = -\hbar\delta \text{Im } G_{\alpha}^{\uparrow\downarrow} / (2e^2)$. We note that the effect of Eq. (4) on the spin accumulation is identical to that of an external magnetic field applied in the direction \vec{m}_{α} . Such an effective exchange Hamiltonian has been introduced before for a Luttinger liquid attached to ferromagnetic leads.¹⁰ Physically, electrons in N feel the ferromagnet through their tunneling tails that cause a spin-dependence of the reflection coefficients. The small spin splitting due to Δ_{ex} in the ground state does not influence the transport in the leading order of perturbation theory.

Recently, the angular dependence of transport through spin valves has been studied for single-level quantum dot islands.^{11,13} In these systems an effective field was found to act on unpaired quantum dot electron spins that is caused by virtual particle exchange with the leads in the Coulomb blockade. These correlations cause effects similar to those discussed here, but their physical origin is completely different. Eq. (4) is caused by electron exchange on a very fast time scale corresponding to the reciprocal Fermi energy and reflects the electronic structures of the junctions, independent of the applied voltages and charging energies. In contrast, the correlation-mediated exchange is induced on time scales of the reciprocal charging energy, changes sign with gate voltage and does not vanish for normal metal contacts.¹³ We find that also for classical islands the correlation exchange field can be of the same order as Δ_{ex} , but since both effects can at least in principle be distinguished experimentally by gate voltage and temperature dependence, a more detailed discussion is deferred to a future publication.

We introduce spin-dependent conductances for both junctions, $G_{\alpha s} \equiv \pi e^2 \rho_N \rho_{F\alpha s} \bar{T}_{\alpha s} / \hbar$ ($\alpha = 1, 2$, $s = \uparrow, \downarrow$). ρ_N is the density of states at the Fermi level in the normal metal, and $\rho_{F\alpha s}$ the spin-dependent density of states in ferromagnet α . \bar{T}_s is proportional to the average tunneling probability over all channels for spin s , $\bar{T}_s \equiv \langle |T_{mns}|^2 \rangle_{mn}$. The conductances are assumed to be constant within the energy interval of the charging energy, which is a safe assumption for metals. We introduce the total conductances $G_{\alpha} \equiv G_{\alpha\uparrow} + G_{\alpha\downarrow}$, the polarizations $P_{\alpha} \equiv (G_{\alpha\uparrow} - G_{\alpha\downarrow}) / G_{\alpha}$ and $F(E) \equiv E / (1 - e^{-\beta E})$. The tunneling rate for adding an electron through contact $\alpha (= 1, 2 = +, -)$ in the considered regime where $eV \ll k_B T$ then reads:

$$\Gamma_{\alpha}^{n \rightarrow n+1}(V, q, \vec{s}) = \frac{G_{\alpha}}{e^2} F(-E_{\alpha}(V, q)) - \frac{G_{\alpha}}{e^2} F'(-E_{\alpha}(V, q)) \frac{P_{\alpha} \Delta \mu}{2} (\vec{m}_{\alpha} \cdot \vec{s}), \quad (5)$$

where $E_{\alpha}(V, q) = \alpha \kappa_{\alpha} eV - e(q - e/2) / (C_1 + C_2)$ is the electrostatic energy difference associated with the

tunneling of one electron into the cluster from lead α with $q = -ne + C_G V_G$ the charge on the island and $\kappa_\alpha \equiv (1/C_1 + 1/C_2)^{-1}/C_\alpha$. The other rates can be found analogously. We can also find the net spin current into the cluster due to tunneling events in which an electron is added to the island through contact α :

$$\begin{aligned} \left(\frac{d\vec{s}}{dt}\right)_{\alpha, \text{ tun}}^{n \rightarrow n+1} &= \frac{\hbar G_\alpha}{2 e^2} F(-E_\alpha(V, q)) P_\alpha \vec{m}_\alpha \\ &- \frac{\hbar G_\alpha}{2 e^2} F'(-E_\alpha(V, q)) \frac{\Delta\mu}{2} \hat{s}. \end{aligned} \quad (6)$$

The dynamics of the spin accumulation is also affected by spin-flip scattering, the exchange effect discussed above and an external magnetic field \vec{B} :

$$\left(\frac{d\vec{s}}{dt}\right)_{\text{sf}} = -\vec{s}/\tau_{sf}, \quad (7)$$

$$\left(\frac{d\vec{s}}{dt}\right)_{\text{ex}} = \sum_\alpha \frac{\text{Im} G_\alpha^{\uparrow\downarrow} \delta}{e^2} (\vec{m}_\alpha \times \vec{s}), \quad (8)$$

$$\left(\frac{d\vec{s}}{dt}\right)_{\text{magn}} = \frac{g\mu_B}{\hbar} (\vec{B} \times \vec{s}). \quad (9)$$

The master equation for the SV-SET is $dp_n/dt = -p_n(\Gamma^{n \rightarrow n+1} + \Gamma^{n \rightarrow n-1}) + p_{n+1}\Gamma^{n+1 \rightarrow n} + p_{n-1}\Gamma^{n-1 \rightarrow n}$ combined with $d\vec{s}/dt$ described above. Here, p_n is the probability distribution for the number of electrons on the island and $\Gamma^{n \rightarrow n+1}$ denotes the rate for adding another electron when the cluster has n excess electrons. We now focus on a quasi-stationary state $dp_n/dt = 0$. When $eV \ll k_B T \ll e^2/2C$ the number of electrons on the island fluctuates between two values denoted by $n = "0"$ and $"1"$. We can use detailed balance symmetry to find the stationary state, whence $p_0\Gamma^{0 \rightarrow 1} = p_1\Gamma^{1 \rightarrow 0}$. We find the conductance G :

$$G(V_G, \vec{s}) = G_{\text{KS}}(V_G) \left[1 + \frac{\Delta\mu}{2eV} (P_1 \vec{m}_1 - P_2 \vec{m}_2) \cdot \vec{s} / |\vec{s}| \right], \quad (10)$$

where $G_{\text{KS}}(V_G) \equiv \beta \Delta_{\text{min}} G_1 G_2 / [2(G_1 + G_2) \sinh \beta \Delta_{\text{min}}]$ with $\Delta_{\text{min}} \equiv e(C_G V_G - e/2)/(C_1 + C_2)$ describes one Coulomb blockade oscillation.²⁰

The spin accumulation is obtained from the condition $d\vec{s}/dt = 0$. For a symmetric setup, in which the conductance parameters that characterize the two contacts are equal, we find:

$$\frac{G(V_G)}{G_{\text{KS}}(V_G)} = 1 - \frac{P^2 \tan^2 \frac{\theta}{2}}{1 + \frac{G_{sf}}{G_{\text{KS}}(V_G)} \tan^2 \frac{\theta}{2} + 1 + \left[\frac{\text{Im} G^{\uparrow\downarrow}}{G_{\text{KS}}(V_G) + G_{sf}} \right]^2} \quad (11)$$

When the imaginary part of the mixing conductance vanishes, the angular dependence of the conductance is proportional to a cosine. The result of Brataas *et al.* for a F|N|F spin valve without interaction¹⁵ is recovered by substituting $\beta \Delta_{\text{min}} / (2 \sinh \beta \Delta_{\text{min}})$ by 1 (cf. Ref. 9).

In Fig. 2(a) an example of the dependence of the conductance on the angle θ is shown. When the magnetizations are non-collinear, the exchange effect reduces

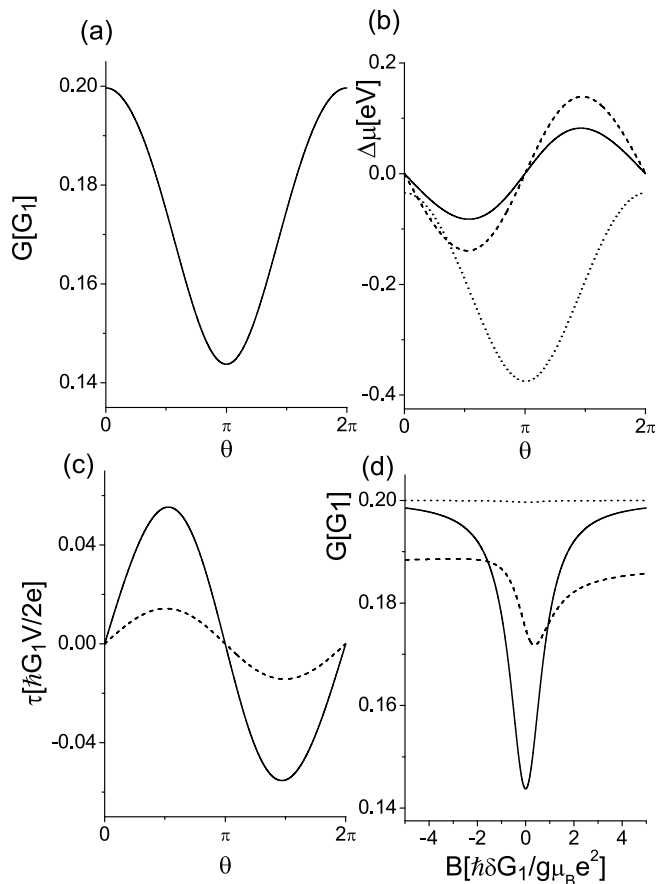


FIG. 2: Results for a SV-SET with $G_2 = 2G_1/3$, $P_1 = 0.8$, $P_2 = 0.7$, $G_{sf} = G_1/5$, $\text{Im} G_1^{\uparrow\downarrow} = G_1/4$, $\text{Im} G_2^{\uparrow\downarrow} = G_2/4$ and $\Delta_{\text{min}} = 0$. (a) Conductance as a function of the angle between the magnetizations of the leads. (b) Spin accumulation components in the direction of \vec{m}_1 (dotted), $\vec{z} \times \vec{m}_1$ (dashed), and \vec{z} (solid). (c) Spin transfer torque on ferromagnet 1 in the direction $\vec{z} \times \vec{m}_1$ (dashed) and \vec{z} (solid). (d) Conductance vs. magnetic field applied in the direction $\vec{z} \times \vec{m}_1$ for $\theta = 0$ (dotted), $\theta = \pi/2$ (dashed) and $\theta = \pi$ (solid).

the spin accumulation and increases the conductance. In Fig. 2(b), the spin accumulation as a function of angle illustrates that for non-collinear magnetizations, the non-local exchange pulls the spin accumulation vector out of the plane of the magnetizations.

The spin current between the ferromagnets and the normal metal gives rise to a spin-transfer torque $\tau_\alpha = -\vec{m}_\alpha \times (\mathbf{I}_s \times \vec{m}_\alpha)$ on ferromagnet α (see Fig. 2(c)). \mathbf{I}_s is the net spin flow out of the ferromagnet, and is strongly modulated by the gate voltage. When the Coulomb interaction suppresses the current, the exchange effect becomes relatively more important. Fig. 2(d) shows that, for non-collinear configurations, the exchange effect causes an asymmetry in the Hanle effect with respect to the sign of an applied external magnetic field.

The curves in Fig. 3 show the gate-voltage modulated conductance for a symmetric spin valve with half-metallic ferromagnetic leads ($P = 1$). Spin-flip is disregarded.

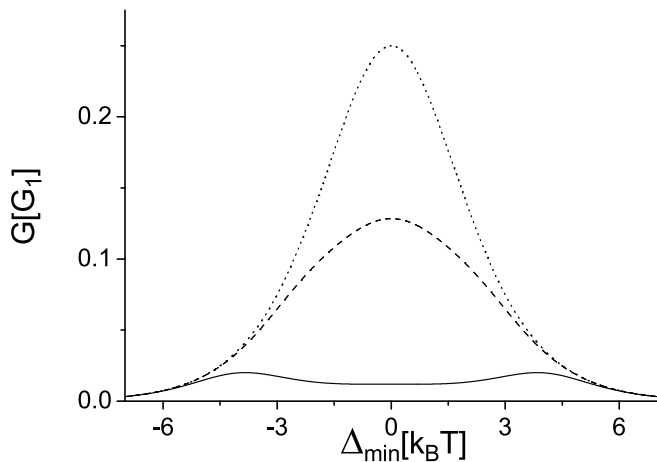


FIG. 3: Conductance (G) as a function of gate voltage for $\theta = 0$ (dotted), $\theta = 0.6\pi$ (dashed), and $\theta = 0.9\pi$ (solid). The ferromagnets are half-metallic and the conductance of both contacts is G_1 . $\text{Im } G_1^{\uparrow\downarrow} = \text{Im } G_2^{\uparrow\downarrow} = G_1/4$, $G_{sf} = 0$.

When the magnetizations are parallel ($\theta = 0$), no spin accumulates on the island and the Coulomb-blockade oscillation equals that of all-normal metal systems. When the angle θ is increased, the conductance is suppressed by

a counteracting spin accumulation. The exchange effect acts to reduce this spin accumulation for non-collinear configurations and can cause a local conductance minimum at $\Delta_{\text{min}} = 0$ (e.g. for $\theta = 0.9\pi$). Deep in the Coulomb blockade, a significant spin accumulation is prevented from building up and all curves converge.

Interestingly, the angular magnetoresistance for Luttinger liquids with ferromagnetic contacts¹⁰ looks very similar. In order to find experimental evidence for spin-charge separation it is therefore necessary to avoid spurious effects caused by the Coulomb blockade.

In conclusion, we studied the transport characteristics for non-collinear spin valves in the Coulomb blockade regime. A non-local exchange interaction between the spin accumulation and the ferromagnets affects the conductance and spin-transfer torque as a function of the gate voltage. This might provide new possibilities to control charge and spin transport in nanoscale magneto-electronic devices.

We acknowledge valuable discussions with Yuli Nazarov, Jan Martinek, Jürgen König and Yaroslav Tserkovnyak. The research was supported by the NWO, FOM, and EU Commission FP6 NMP-3 project 05587-1 “SFINX”.

¹ H. Grabert and M. H. Devoret (Eds.), *Single Charge Tunneling*, (Plenum Press, New York, 1992).
² S. Sahoo, T. Kontos, C. Schönenberger, and C. Sürgers, *Appl. Phys. Lett.* **86**, 112109 (2005); J. Philip, D. Wang, M. Muenzenberg, P. LeClair, B. Diouf, J. S. Moodera, and J. G. Lu, *J. Magn. Magn. Mater.*, **272-276**, 1949 (2004); M. Zaffalon and B. J. van Wees, *Phys. Rev. Lett.* **91**, 186601 (2003); A. N. Pasupathy, R. C. Bialczak, J. Martinek, J. E. Grose, L. A. K. Donev, P. L. McEuen, and D. C. Ralph, *Science* **306**, 86 (2004); L. Y. Zhang, C. Y. Wang, Y. G. Wei, X. Y. Liu, and D. Davidović, *cond-mat/0502181* (unpublished).
³ J. C. Slonczewski, *Phys. Rev. B.* **39**, 6995 (1989).
⁴ K. Ono, H. Shimada, and Y. Ootuka, *J. Phys. Soc. Jpn* **66**, 1261 (1997); L. F. Schelp, A. Fert, F. Fettar, P. Holody, S. F. Lee, J. L. Maurice, F. Petroff, and A. Vaurès, *Phys. Rev. B* **56**, R5747 (1997).
⁵ M. M. Deshmukh and D. C. Ralph, *Phys. Rev. Lett.* **89**, 266803 (2002).
⁶ K. Yakushiji, F. Ernult, H. Imamura, K. Yamane, S. Mitani, K. Takanashi, S. Takahashi, S. Maekawa, and H. Fujimori, *Nature Mat.* **4**, 57 (2005).
⁷ X. Waintal and O. Parcollet, *cond-mat/0411375* (unpublished).
⁸ J. Barnaś and A. Fert, *Phys. Rev. Lett.* **80**, 1058 (1998); K. Majumdar and S. Hershfield, *Phys. Rev. B* **57**, 11521 (1998); A. N. Korotkov and V. I. Safarov, *Phys. Rev. B* **59**, 89 (1999); A. Brataas, Yu. V. Nazarov, J. Inoue, and G. E. W. Bauer, *Eur. Phys. J. B* **9**, 421-430 (1999).
⁹ A. Brataas and X. H. Wang, *Phys. Rev. B* **64**, 104434 (2001).

¹⁰ L. Balents and R. Egger, *Phys. Rev. B* **64**, 035310 (2001); C. Bena, and L. Balents, *Phys. Rev. B* **65**, 115108 (2002).
¹¹ J. König and J. Martinek, *Phys. Rev. Lett.* **90**, 166602 (2003); M. Braun, J. König, and J. Martinek, *Phys. Rev. B* **70**, 195345 (2004); J. König, J. Martinek, J. Barnaś, and G. Schön, in *CFN Lectures on Functional Nanostructures*, Eds. K. Busch *et al.*, *Lecture Notes in Physics* **658** (Springer), pp. 145-164, (2005).
¹² W. Rudziński, J. Barnaś, R. Świrkowicz, and M. Wilczyński, *cond-mat/0409386* (unpublished); J. N. Pedersen, J. Q. Thomassen, and K. Flensberg, *cond-mat/0412145* (unpublished); L. Y. Gorelik, S. I. Kulinich, R. I. Shekhter, M. Jonson, and V. M. Vinokur, *cond-mat/0502243* (unpublished); J. Fransson, *cond-mat/0502288* (unpublished).
¹³ S. Braig and P. W. Brouwer, *cond-mat/0412592* (unpublished).
¹⁴ P. Seneor *et al.*, private communication.
¹⁵ A. Brataas, Yu. V. Nazarov, and G. E. W. Bauer, *Phys. Rev. Lett.* **84**, 2481 (2000); A. Brataas, Yu. V. Nazarov, and G. E. W. Bauer, *Eur. Phys. J. B* **22**, 99 (2001).
¹⁶ K. Xia, P. J. Kelly, G. E. W. Bauer, A. Brataas, and I. Turek, *Phys. Rev. B* **65**, 220401(R) (2002).
¹⁷ T. S. Santos and J. S. Moodera, *Phys. Rev. B* **69**, 241203(R) (2004).
¹⁸ D. Huertas-Hernando, Yu. V. Nazarov, and W. Belzig, *Phys. Rev. Lett.* **88**, 047003 (2002).
¹⁹ Strictly speaking $n = \sum_{k_s} c_{k_s}^\dagger c_{k_s}$ is here an operator.
²⁰ I. O. Kulik and R. I. Shekhter, *Zh. Eksp. Teor. Fiz.* **68**, 623 (1975).