

Superconductors without an inversion center of symmetry: The s-wave state.

P.A. Frigeri¹, D.F. Agterberg², I. Milat¹ and M. Sigrist¹

¹*Theoretische Physik ETH-Hönggerberg CH-8093 Zürich, Switzerland and*

²*Department of Physics, University of Wisconsin-Milwaukee, Milwaukee, WI 53201*

In materials without an inversion center of symmetry the spin degeneracy of the conducting band is lifted by an antisymmetric spin orbit coupling (ASOC). Under such circumstances, spin and parity cannot be separately used to classify the Cooper pairing states. Consequently, the superconducting order parameter is generally a mixture of spin singlet and triplet pairing states. In this paper we investigate the structure of the order parameter and its response to disorder for the most symmetric pairing state (A_1). Using the example of the heavy Fermion superconductor CePt₃Si, we determine characteristic properties of the superconducting instability as a function of (non-magnetic) impurity concentrations. Moreover, we explore the possibility of the presence of accidental line nodes in the quasiparticle gap. Such nodes would be essential to explain recent low-temperature data of thermodynamic quantities such as the NMR- T_1^{-1} , London penetration depth, and heat conductance.

I. INTRODUCTION

Early studies of superconductivity in materials without inversion symmetry addressed two-dimensional systems, such as thin films, interfaces, and surfaces^{1,2,3,4}. The recent discovery of the non-centrosymmetric heavy Fermion superconductor CePt₃Si⁵ has drawn attention towards bulk materials. Particular interest arose with the observation that the upper critical field of CePt₃Si exceeds the paramagnetic limiting field considerably. The simplest interpretation of this finding is in terms of spin triplet pairing. However, this is in conflict with the common belief that the absence of an inversion center prevents electrons from forming spin-triplet pairs⁷. Indeed, inversion together with time reversal are the key symmetries required for Cooper pairing. In a time reversal invariant system, the lack of inversion symmetry is connected with the presence of an antisymmetric spin-orbit coupling (ASOC). This can be represented in the single-particle Hamiltonian by a term of the general form

$$\alpha \mathbf{g}_{\mathbf{k}} \cdot \mathbf{S} \quad (1)$$

where the vector function $\mathbf{g}_{\mathbf{k}}$ is odd in \mathbf{k} ($\mathbf{g}_{-\mathbf{k}} = -\mathbf{g}_{\mathbf{k}}$) and α denotes the coupling strength⁶. The ASOC is indeed detrimental for most spin triplet pairing states as noted by Anderson⁷. However, it was also found that triplet states whose \mathbf{d} -vector lies parallel to $\mathbf{g}_{\mathbf{k}}$ would nevertheless be stable. Such a spin triplet state has the full symmetry of the crystal point group, we will therefore call it the S -triplet state from now on.

The interpretation of the absence of paramagnetism in terms of spin triplet pairing is not unique. Paramagnetic limiting is also drastically reduced for spin singlet states in the presence of ASOC^{6,8,9,10,11,12}. In fact, the absence of the inversion symmetry leads to a breakdown of the strict classification into even-parity spin-singlet and odd-parity spin-triplet pairing; these states are mixed, resulting in a state containing both components^{1,2,3}. Since all but one spin-triplet states are suppressed by strong enough ASOC (i.e. $\alpha \gg k_B T_c$, which is usually the case), we concentrate here on the stable S -triplet state.

This "high-symmetry" state mixes with the "s-wave" spin-singlet state (which also has the full symmetry of the crystal point group), since both of them belong to the same trivial A_1 representation of C_{4v} , the generating point group in CePt₃Si. We will call this combined phase the "s-wave state".

The presence of ASOC leads to a splitting of the electron bands by lifting the spin degeneracy. Thus, the discussion of the superconductivity is in some sense a two-band problem in this case. Assuming that superconductivity is restricted to a single band the basis function for irreducible representations of point group C_{4v} have already been determined by various groups^{13,14,15}. These studies found that the quasiparticle gap for the (most symmetric) A_1 state would have the form $\Delta \propto k_x^2 + k_y^2 + ck_z^2$ which is nodeless in general. In contrast to these earlier works, we will examine here the full two-band situation. We show how the symmetry properties of the pairing interaction and the distribution of the density of states on the two Fermi surfaces can influence the form of the pairing state and, in particular, can introduce (accidental) line nodes in the quasiparticle gap which are not dictated by symmetry. Since these nodes are accidental their position in momentum space will vary both with temperature and magnetic fields. It is also interesting to see how the s-wave state is affected by non-magnetic impurities. These properties could be important to obtain information on the complex structure of the pairing state in this material.

II. MODEL WITH ANTISYMMETRIC SPIN-ORBIT COUPLING

The basic model used to describe the conduction electrons in crystals without an inversion center can be written as

$$\mathcal{H}_0 = \sum_{\mathbf{k}, s, s'} [\xi_{\mathbf{k}} \sigma_0 + \alpha \mathbf{g}_{\mathbf{k}} \cdot \boldsymbol{\sigma}]_{ss'} c_{\mathbf{k}s}^\dagger c_{\mathbf{k}s'}, \quad (2)$$

where $c_{\mathbf{k}s}^\dagger$ ($c_{\mathbf{k}s}$) creates (annihilates) an electron with wave vector \mathbf{k} and spin s , $\hat{\boldsymbol{\sigma}} = (\hat{\sigma}_x, \hat{\sigma}_y, \hat{\sigma}_z)$ is the vector of Pauli matrices and $\hat{\sigma}_0$ is the unit matrix⁶. The band energy $\xi_{\mathbf{k}} = \epsilon_{\mathbf{k}} - \mu$ is measured relative to the chemical potential μ . The antisymmetric spin-orbit coupling (ASOC) term $\alpha \mathbf{g}_{\mathbf{k}} \cdot \boldsymbol{\sigma}$ is different from zero only for crystals without an inversion center and can be derived microscopically by considering the relativistic corrections to the interaction of the electrons with the ionic potential^{9,16}. For qualitative studies, it is sufficient to deduce the structure of the \mathbf{g} -vector from symmetry arguments⁶ and to treat α as a parameter. We set $\langle \mathbf{g}_{\mathbf{k}}^2 \rangle = 1$, where $\langle \rangle$ denotes the average over the Fermi surface. The ASOC term lifts the spin degeneracy by generating two bands with different spin structure. The normal state Green's function,

$$\hat{G}_0(\mathbf{k}, i\omega_n) = G_{\pm}^0(\mathbf{k}, i\omega_n) \hat{\sigma}_0 + (\hat{\mathbf{g}}_{\mathbf{k}} \cdot \hat{\boldsymbol{\sigma}}) G_{\mp}^0(\mathbf{k}, i\omega_n), \quad (3)$$

with

$$G_{\pm}^0(\mathbf{k}, i\omega_n) = \frac{1}{2} \left[\frac{1}{i\omega_n - \xi_{\mathbf{k}} - \alpha |\mathbf{g}_{\mathbf{k}}|} \pm \frac{1}{i\omega_n - \xi_{\mathbf{k}} + \alpha |\mathbf{g}_{\mathbf{k}}|} \right], \quad (4)$$

and $\hat{\mathbf{g}}_{\mathbf{k}} = \mathbf{g}_{\mathbf{k}}/|\mathbf{g}_{\mathbf{k}}|$ ($|\mathbf{g}| = \sqrt{\mathbf{g}^2}$), can be diagonalized into the components corresponding to the two bands, using the unitary transformation

$$\hat{U}(\mathbf{k}) = \cos(\theta_{\mathbf{k}}/2) - i \sin(\theta_{\mathbf{k}}/2) (\cos \phi_{\mathbf{k}} \hat{\sigma}_y - \sin \phi_{\mathbf{k}} \hat{\sigma}_x), \quad (5)$$

where $\mathbf{g}_{\mathbf{k}} = |\mathbf{g}_{\mathbf{k}}| (\sin \theta_{\mathbf{k}} \cos \phi_{\mathbf{k}}, \sin \theta_{\mathbf{k}} \sin \phi_{\mathbf{k}}, \cos \theta_{\mathbf{k}})$ defines the angles $\theta_{\mathbf{k}}$ and $\phi_{\mathbf{k}}$. This allows us to express,

$$\hat{G}_0(\mathbf{k}, i\omega_n) = G_1^0(\mathbf{k}, i\omega_n) \hat{\sigma}_1(\mathbf{k}) + G_2^0(\mathbf{k}, i\omega_n) \hat{\sigma}_2(\mathbf{k}), \quad (6)$$

through the two Green's functions,

$$G_{1,2}^0(\mathbf{k}, i\omega_n) = \frac{1}{i\omega_n - \xi_{1,2}(\mathbf{k})}, \quad (7)$$

where the quasi-particle bands $\xi_{1,2}(\mathbf{k}) \equiv \xi_{\mathbf{k}} \pm \alpha |\mathbf{g}_{\mathbf{k}}|$ are split by the presence of the ASOC. The spin structure in the bands is described by the 2 x 2 matrix

$$\begin{aligned} \sigma_{\lambda,\mu}^1(\mathbf{k}) &\equiv U_{\lambda,1}(\mathbf{k}) U_{1,\mu}^\dagger(\mathbf{k}) = 1/2 (\sigma_0 + (\hat{\mathbf{g}}_{\mathbf{k}} \cdot \boldsymbol{\sigma}))_{\lambda,\mu} \\ \sigma_{\lambda,\mu}^2(\mathbf{k}) &\equiv U_{\lambda,2}(\mathbf{k}) U_{2,\mu}^\dagger(\mathbf{k}) = 1/2 (\sigma_0 - (\hat{\mathbf{g}}_{\mathbf{k}} \cdot \boldsymbol{\sigma}))_{\lambda,\mu}. \end{aligned} \quad (8)$$

which act as projection operators in spin space. Since the spins of quasiparticles in the two bands have opposite directions for a given momentum \mathbf{k} , the matrices satisfy the conditions,

$$\begin{aligned} \hat{\sigma}_1(\mathbf{k}) \hat{\sigma}_2(\mathbf{k}) &= 0 \\ \hat{\sigma}_{1,2}^2(\mathbf{k}) &= \hat{\sigma}_{1,2}(\mathbf{k}) \end{aligned} \quad (9)$$

and are reciprocal under the inversion operation,

$$\hat{\sigma}_{1,2}(-\mathbf{k}) = \hat{\sigma}_{2,1}(\mathbf{k}). \quad (10)$$

Symmetry considerations lead to the following form for $\mathbf{g}_{\mathbf{k}}$ in CePt₃Si in lowest order expansion in the wave vector \mathbf{k} : $\mathbf{g}_{\mathbf{k}} \propto (k_y, -k_x, 0)$. The resulting spin structure is visualized in Fig.1, where we assume for simplicity that the original Fermi surface is spherical.

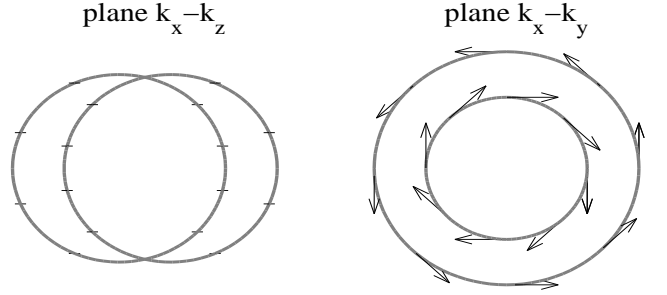


FIG. 1: Fermi surfaces for $\mathbf{g}_{\mathbf{k}} \propto (k_y, -k_x, 0)$ as in CePt₃Si. The arrows show the structure of the quasi-particle spin. Only along the z-axis the spin degeneracy is preserved.

The pairing interaction is generally given by

$$\mathcal{H}_{pair} = \frac{1}{2} \sum_{\mathbf{k}, \mathbf{k}'} \sum_{s, s'} V_{s_1 s_2, s'_2 s'_1}(\mathbf{k}, \mathbf{k}') c_{\mathbf{k}s_1}^\dagger c_{-\mathbf{k}s_2}^\dagger c_{-\mathbf{k}'s'_2} c_{\mathbf{k}'s'_1}, \quad (11)$$

where $V_{s_1 s_2, s'_2 s'_1}(\mathbf{k}, \mathbf{k}')$ is the pairing potential with the symmetry properties,

$$\begin{aligned} V_{s_1 s_2, s'_2 s'_1}(\mathbf{k}, \mathbf{k}') &= -V_{s_2 s_1, s'_2 s'_1}(-\mathbf{k}, \mathbf{k}') \\ &= -V_{s_1 s_2, s'_1 s'_2}(\mathbf{k}, -\mathbf{k}') = V_{s'_1 s'_2, s_2 s_1}^*(\mathbf{k}', \mathbf{k}). \end{aligned} \quad (12)$$

In the absence of the ASOC the system is inversion symmetric in \mathbf{k} -space and the interaction factorizes in an orbital and a spin part. The conventional s-wave superconducting state belongs to the trivial representation A_{1g} of the inversion symmetric point group G . When the ASOC is turned on, the point group is reduced to the non-inversion symmetric subgroup G' , whose trivial representation A_1 does not have a definite parity. In fact A_1 is compatible with both odd and even representations of G , i.e. with both $\{A_{1g}, \Gamma_u\}$, where Γ_u is an odd parity irreducible representation in G , for which $\mathbf{g}_{\mathbf{k}}$ is a basis state¹⁹. Hence, the general form of the pairing potential belonging to A_1 of G' has to involve both basis functions. Explicitly written, this leads to the form

$$\begin{aligned} V_{s_1 s_2, s'_2 s'_1}(\mathbf{k}, \mathbf{k}') &= \frac{V}{2} \left\{ e_s \hat{\tau}_{s_1 s_2} \hat{\tau}_{s'_2 s'_1}^\dagger \right. \\ &+ e_t \left[(\mathbf{g}_{\mathbf{k}} \cdot \hat{\boldsymbol{\tau}})_{s_1 s_2} (\mathbf{g}_{\mathbf{k}'} \cdot \hat{\boldsymbol{\tau}})_{s'_2 s'_1}^\dagger \right] \\ &+ e_m \left[(\mathbf{g}_{\mathbf{k}} \cdot \hat{\boldsymbol{\tau}})_{s_1 s_2} \hat{\tau}_{s'_2 s'_1}^\dagger + \hat{\tau}_{s_1 s_2} (\mathbf{g}_{\mathbf{k}'} \cdot \hat{\boldsymbol{\tau}})_{s'_2 s'_1}^\dagger \right] \left. \right\}, \end{aligned} \quad (13)$$

where $\hat{\tau}_{s_1 s_2} = (i\hat{\sigma}^y)_{s_1 s_2}$, and, $\hat{\boldsymbol{\tau}}_{s_1 s_2} = (i\boldsymbol{\sigma}\hat{\sigma}^y)_{s_1 s_2}$. To avoid ambiguity we set $V > 0$, and $e_s^2 + e_t^2 + e_m^2 = 1$.

The first term of Eqn. (13) is diagonal in the conventional s -wave pairing channel, the second one for the S -triplet pairing channel⁶. The last term describes the scattering of Cooper pairs between the two channels, which is a result of the absence of inversion symmetry. The microscopic origin of this last term is explained in the Appendix A. In particular we show the existence of Dzyaloshinskii-Moriya^{17,18} type of interaction for both a weakly interacting Fermi liquid and for a Hubbard model near half filling. This kind of interaction gives a contribution to e_m . This can give rise to a large interaction when the derivative in the density of states is large. This is the case close to a Van Hove singularity.

III. IMPURITY SCATTERING

Effects of disorder are described by potential scattering of the quasiparticles, which in real-space representation is given by

$$\mathcal{H}_{imp} = \sum_i \mathcal{H}_i, \quad \mathcal{H}_i = \int u(\mathbf{r} - \mathbf{r}_i) \psi_s^\dagger(\mathbf{r}) \psi_s(\mathbf{r}) d\mathbf{r}, \quad (14)$$

where $u(\mathbf{r})$ is the potential of a non-magnetic impurity, which we consider rather short-ranged such that s -wave scattering is dominant. We are interested in the disorder-averaged normal and anomalous Green's functions \hat{G} and \hat{F} ,

$$\begin{aligned} G_{\lambda\mu}(r - r') &= -\langle T_\tau \{ \psi_\lambda(r) \psi_\mu^\dagger(r') \} \rangle \\ F_{\lambda\mu}(r - r') &= \langle T_\tau \{ \psi_\lambda(r) \psi_\mu(r') \} \rangle \\ F_{\lambda\mu}^\dagger(r - r') &= \langle T_\tau \{ \psi_\lambda^\dagger(r) \psi_\mu^\dagger(r') \} \rangle, \end{aligned} \quad (15)$$

with $r = (\mathbf{r}, \tau)$ and where the bracket denotes the thermal average.

For the impurity average we use the Born approximation²⁰, neglecting the possibility of more than two scattering events at the same impurity, which is legitimate if the potential is small in comparison with the characteristic electron energy scale ϵ_F (ϵ_F : Fermi energy, or analogue to the band width).

Formally, the impurity scattering enters the self-energy of the Greens function of the normal, $\hat{\Sigma}_G$, Fig. 2(a), and the anomalous type, $\hat{\Sigma}_F$, Fig. 2(b). Their mathematical expressions read

$$\begin{aligned} \hat{\Sigma}_G(i\omega_n) &= \frac{\Gamma}{\pi N_0} \int \frac{d\mathbf{k}'}{(2\pi)^3} \hat{G}(\mathbf{k}', i\omega_n) \\ \hat{\Sigma}_F(i\omega_n) &= \frac{\Gamma}{\pi N_0} \int \frac{d\mathbf{k}'}{(2\pi)^3} \hat{F}(\mathbf{k}', i\omega_n), \end{aligned} \quad (16)$$

where $\Gamma \equiv \pi n_{imp} N_0 u^2$ is the averaged scattering rate, $N_0 \equiv (N_1 + N_2)/2$ and $N_{1,2}$ are the densities of state (DOS) of the two bands at the Fermi level. We introduced the impurity concentration n_i and the s -wave scattering potential u^2 .

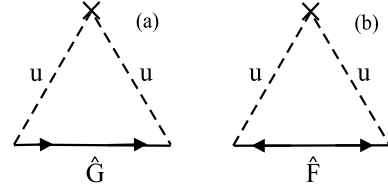


FIG. 2: The self energies contribution due to the impurities scattering in the Born approximation, of normal type Σ_G (a) and of anomalous type Σ_F (b).

The Gor'kov equations with these self-energy contributions are formally analogous to those obtained for system with an inversion symmetry²⁰

$$\begin{aligned} (\hat{G}_0^{-1}(\mathbf{k}, i\omega_n) - \hat{\Sigma}_G(i\omega_n)) \hat{G}(\mathbf{k}, i\omega_n) \\ + (\hat{\Delta}(\mathbf{k}) + \hat{\Sigma}_F(i\omega_n)) \hat{F}^\dagger(\mathbf{k}, i\omega_n) &= \hat{\sigma}_0 \\ (\hat{G}_0^{-1\top}(-\mathbf{k}, -i\omega_n) + \hat{\Sigma}_G^\top(-i\omega_n)) \hat{F}^\dagger(\mathbf{k}, i\omega_n) \\ - (\hat{\Delta}^\dagger(\mathbf{k}) + \hat{\Sigma}_F^\dagger(i\omega_n)) \hat{G}(\mathbf{k}, i\omega_n) &= 0. \end{aligned} \quad (17)$$

The two-band structure of the normal state is more conveniently handled, if we use the Green's functions $G_{1,2}$ and $F_{1,2}$, as is easily obtained by the unitary transformation (5),

$$\begin{aligned} \begin{pmatrix} G_1 & 0 \\ 0 & G_2 \end{pmatrix} &= \hat{U}^\dagger(\mathbf{k}) \hat{G} \hat{U}(\mathbf{k}) \\ - \begin{pmatrix} F_1 e^{-i\phi\mathbf{k}} & 0 \\ 0 & F_2 e^{i\phi\mathbf{k}} \end{pmatrix} &= \hat{U}^\dagger(\mathbf{k}) \hat{F} \hat{U}^*(-\mathbf{k}). \end{aligned} \quad (18)$$

The phase factor $-e^{\mp i\phi\mathbf{k}}$ is introduced to cancel the phase dependence of the anomalous Green's functions on the two bands¹⁴.

The pairing interaction defined in (13) fixes the form of the order parameter to $\hat{\Delta}(\mathbf{k}) = i\{\psi + d(\mathbf{g}_\mathbf{k} \cdot \hat{\sigma})\} \hat{\sigma}_y \cdot \psi$ and d are complex order parameters which can be interpreted as the magnitude of the s -wave spin-singlet and respectively protected spin-triplet components. The particular form of $\hat{\Delta}(\mathbf{k})$ prevents the existence of inter-band terms in the Gor'kov equations

$$\begin{aligned} (\{G_{1,2}^0(\mathbf{k}, i\omega_n)\}^{-1} - \Sigma_G(i\omega_n)) G_{1,2}(\mathbf{k}, i\omega_n) \\ + (\Delta_{1,2}(\mathbf{k}) + \Sigma_F(i\omega_n)) F_{1,2}^\dagger(\mathbf{k}, i\omega_n) &= 1 \\ (\{G_{1,2}^0(-\mathbf{k}, -i\omega_n)\}^{-1} + \Sigma_G(-i\omega_n)) F_{1,2}^\dagger(\mathbf{k}, i\omega_n) \\ - (\Delta_{1,2}^*(-\mathbf{k}) + \Sigma_F(i\omega_n)) G_{1,2}(\mathbf{k}, i\omega_n) &= 0, \end{aligned} \quad (19)$$

where in this case

$$\Sigma_G(i\omega_n) = \frac{\Gamma}{2\pi N_0} \int \frac{d\mathbf{k}'}{(2\pi)^3} \{G_1(\mathbf{k}', i\omega_n) + G_2(\mathbf{k}', i\omega_n)\}$$

$$\Sigma_F(i\omega_n) = \frac{\Gamma}{2\pi N_0} \int \frac{d\mathbf{k}'}{(2\pi)^3} \{F_1(\mathbf{k}', i\omega_n) + F_2(\mathbf{k}', i\omega_n)\}, \quad (20)$$

and,

$$\Delta_{1,2}(\mathbf{k}) = (\psi \pm d|\mathbf{g}_{\mathbf{k}}|). \quad (21)$$

Thus the Gor'kov equations are diagonal in the band index. Interband effects are contained in the gap function and the scattering self-energies. The scattering off an impurity does not change the spin of a quasiparticle and with the impurity-average a certain translational symmetry is restored, such that the two bands do not mix in this approximation. Interband effects occur only through virtual processes.

Introducing the modified gap functions $\tilde{\Delta}_{1,2}(\mathbf{k}, i\omega_n) = \Delta_{1,2}(\mathbf{k}) + \Sigma_F(i\omega_n)$ and frequencies $i\tilde{\omega}_n = i\omega_n - \Sigma_G(i\omega_n)$, the solution of the two-band Gor'kov equations is given by

$$G_{1,2}(\mathbf{k}, i\omega_n) = -\frac{i\tilde{\omega}_n + \xi_{1,2}}{(\tilde{\omega}_n^2 + |\tilde{\Delta}_{1,2}|^2 + \xi_{1,2}^2)}, \quad (22)$$

and,

$$F_{1,2}(\mathbf{k}, i\omega_n) = \frac{\tilde{\Delta}_{1,2}}{(\tilde{\omega}_n^2 + |\tilde{\Delta}_{1,2}|^2 + \xi_{1,2}^2)}. \quad (23)$$

and $\tilde{\Delta}_{1,2}(\mathbf{k}, i\omega_n)$ and $\tilde{\omega}_n$ have to be determined self-consistently. Going back to the spin basis we find

$$\begin{aligned} \hat{G}(\mathbf{k}, i\omega_n) &= G_1(\mathbf{k}, i\omega_n)\hat{\sigma}_1(\mathbf{k}) + G_2(\mathbf{k}, i\omega_n)\hat{\sigma}_2(\mathbf{k}), \\ \hat{F}(\mathbf{k}, i\omega_n) &= \{F_1(\mathbf{k}, i\omega_n)\hat{\sigma}_1(\mathbf{k}) + F_2(\mathbf{k}, i\omega_n)\hat{\sigma}_2(\mathbf{k})\}i\hat{\sigma}_y. \end{aligned} \quad (24)$$

IV. CHARACTERIZATION OF THE SUPERCONDUCTING INSTABILITY

The gap functions of the two bands are obtained solving the self-consistent equation

$$\Delta_\alpha(\mathbf{k}) = -k_B T \int \frac{d\mathbf{k}'}{(2\pi)^3} \sum_{n,\beta} V_{\mathbf{k},\mathbf{k}'}^{\alpha,\beta} F_\beta(\mathbf{k}', i\omega_n). \quad (25)$$

The corresponding pairing interaction is determined by

$$\begin{aligned} V_{\mathbf{k},\mathbf{k}'}^{\alpha,\beta} &= \sum_{\gamma,\delta} \sum_{s_i,s'_i} D_{\alpha,\gamma}^* U_{s_1\gamma}^* (-\mathbf{k}) \hat{U}_{\gamma s_2}^\dagger(\mathbf{k}) V_{s_1 s_2, s'_2 s'_1}(\mathbf{k}, \mathbf{k}') \\ &\times \hat{U}_{s'_2 \delta}(\mathbf{k}') \hat{U}_{\delta s'_1}^\dagger(-\mathbf{k}') D_{\delta,\beta}(\mathbf{k}'), \end{aligned} \quad (26)$$

with $\hat{D}(\mathbf{k}') = \text{diag}(-\exp(-i\phi_{\mathbf{k}'}), -\exp(i\phi_{\mathbf{k}'}))$. Using (13) and keeping only the contributions to pairing in the A_1 pairing channel, it follows

$$\begin{aligned} \hat{V}_{\mathbf{k},\mathbf{k}'} &= \frac{V}{2} \{ [e_s + e_t |\mathbf{g}_{\mathbf{k}}| |\mathbf{g}_{\mathbf{k}'}|] \hat{\sigma}_0 + [e_s - e_t |\mathbf{g}_{\mathbf{k}}| |\mathbf{g}_{\mathbf{k}'}|] \hat{\sigma}_x \\ &- e_m [|\mathbf{g}_{\mathbf{k}}| + |\mathbf{g}_{\mathbf{k}'}|] \hat{\sigma}_z - i e_m [|\mathbf{g}_{\mathbf{k}}| - |\mathbf{g}_{\mathbf{k}'}|] \hat{\sigma}_y \}. \end{aligned} \quad (27)$$

We parameterize the distribution of the normal state density of states in the two bands by constants $N_1 = N_0(1 + \delta_N)$ and $N_2 = N_0(1 - \delta_N)$. To lowest order approximation one may consider $\delta_N \approx \alpha N'_0(\xi = 0)/N_0$.

The critical temperature and the basic structure of the gap function $\mathbf{\Delta} = (\psi, d)$ which characterizes the superconducting instability, follow from the solution of the linearized form of the self-consistent system of Eqs. (B1-B3). Introducing Eqn. (B1) in Eqn. (B3), and using standard summation techniques, we find

$$\frac{1}{N_0 V} \mathbf{\Delta} = \left\{ f_1(\epsilon_c, k_B T) \hat{Q}_0^l + f_2(\Gamma, k_B T) \hat{Q}_\Gamma^l \right\} \mathbf{\Delta}, \quad (28)$$

with

$$\begin{aligned} f_1(\epsilon_c, k_B T) &= \ln(\epsilon_c/2\pi k_B T) + \ln(4\gamma) \\ f_2(\Gamma, k_B T) &= \Psi\left(\frac{1}{2} + \frac{\Gamma}{2\pi k_B T}\right) - \Psi\left(\frac{1}{2}\right) \end{aligned} \quad (29)$$

and,

$$\begin{aligned} \hat{Q}_0^l &= \left[\begin{pmatrix} -e_s & e_m \\ e_m & -e_t \end{pmatrix} + \delta_N \langle |\mathbf{g}_{\mathbf{k}}| \rangle \begin{pmatrix} e_m & -e_s \\ -e_t & e_m \end{pmatrix} \right], \\ \hat{Q}_\Gamma^l &= (1 - \delta_N^2 \langle |\mathbf{g}_{\mathbf{k}}|^2 \rangle) \begin{pmatrix} 0 & -e_m \\ 0 & e_t \end{pmatrix}. \end{aligned} \quad (30)$$

Here we have introduced the digamma function $\Psi(z)$ defined by $\Psi(z) \equiv d/dz \ln(z!)$, and the Euler's constant $\ln \gamma = C \approx 0.577$. For simplicity we have assumed the same cut-off energy ϵ_c for both bands.

First we characterize the superconducting instability of the clean system, i.e. $\Gamma = 0$. Eqn. (28) has a non-trivial solution, if at least one of the eigenvalues λ_i of the matrix \hat{Q}_0^l is positive. In this case the critical temperature follows the standard BCS relation $k_B T_c = 2\epsilon_c \gamma / \pi \exp(-1/(N_0 V \lambda'))$, where $\lambda' = \max_i(\lambda_i) > 0$. Furthermore the nucleating form of the gap function follows from $\hat{Q}_0^l \mathbf{\Delta}' = \lambda' \mathbf{\Delta}'$.

In this context we introduce the term of *dominant* channel to denote the channel responsible for the superconducting transition, and we call *subdominant* the other channel characterized by $\lambda'' = \min_i(\lambda_i)$ and $\hat{Q}_0^l \mathbf{\Delta}'' = \lambda'' \mathbf{\Delta}''$.

Solving the eigenstate problem $\hat{Q}_0^l \mathbf{\Delta}_i = \lambda_i \mathbf{\Delta}_i$, we find the sets

$$2\lambda' = -(e_s + e_t) + 2e_m \delta + \Lambda \quad (31)$$

$$\mathbf{\Delta}' \propto \begin{pmatrix} -(e_s - e_t) + \Lambda \\ 2(e_m - e_t \delta) \end{pmatrix}, \quad (32)$$

and

$$2\lambda'' = -(e_s + e_t) + 2e_m \delta - \Lambda, \quad (33)$$

$$\mathbf{\Delta}'' \propto \begin{pmatrix} -(e_s - e_t) - \Lambda \\ 2(e_m - e_t \delta) \end{pmatrix}. \quad (34)$$

where

$$\Lambda = \sqrt{(e_s - e_t)^2 + 4(e_m - e_s \delta)(e_m - e_t \delta)},$$

and $\delta = \delta_N \langle |\mathbf{g}_{\mathbf{k}}| \rangle$ to simplify the notation. Our interest lies on the characterization of the instability for all possible combinations of the three components of the pairing potential (13). From Eqn. (31) we determine the conditions for the superconducting instability and the form of the nucleating pairing state given by Eq. (32).

In order to conveniently display a phase diagram of the three parameters we use the condition $e_s^2 + e_t^2 + e_m^2 = 1$ and represent these parameters by the angles of spherical coordinates ($e_s \equiv$ s-wave spin-singlet, $e_t \equiv$ S spin-triplet, and $e_m \equiv$ mixing):

$$\begin{aligned} e_s &= \cos(\phi_v) \sin(\theta_v), \\ e_t &= \sin(\phi_v) \sin(\theta_v), \\ e_m &= \cos(\theta_v). \end{aligned} \quad (35)$$

The character of the interaction as a function of the two spherical angles (θ_v, ϕ_v) is shown in Fig. 3.

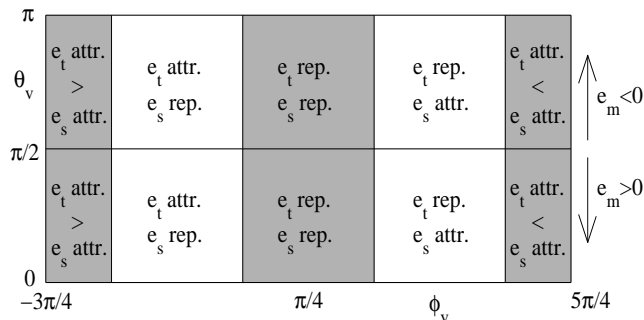


FIG. 3: The character of the three interaction components ($e_s \equiv$ s-wave spin-singlet, $e_t \equiv$ protected spin-triplet, and $e_m \equiv$ parity violating) as a function of the two spherical angles (θ_v, ϕ_v). The abbreviations " e_s attr." and " e_s rep." mean that the s-wave component of the interaction is attractive ($e_s < 0$) or respectively repulsive ($e_s > 0$).

Obviously an attractive interaction either for spin-singlet or -triplet pairing or both would yield a superconducting instability. If both e_s and e_t are repulsive (> 0), the mixing term plays the decisive role. From Eq. (31) we see immediately that an instability is absent for small $|e_m|$ (grey domain with "no SC" in Fig. 4) :

$$|e_m| < \sqrt{e_s e_t} \text{ where } e_s, e_t > 0. \quad (36)$$

On the other hand, a large enough value of $|e_m|$ can trigger superconductivity, even with $e_s, e_t > 0$. The inter-parity scattering can lower the pairing energy and generate positive eigenvalue of the matrix \hat{Q}_0^l . This mechanism is formally analog to superconductivity driven by interband Cooper pair scattering in a multi-band superconductor.

A second positive eigenvalue, $\lambda'' > 0$ is possible, if both spin channels are attractive ($e_s, e_t < 0$) (grey domain with " e_s and e_t attr." in Fig. 3). From Eqn. (33) we see

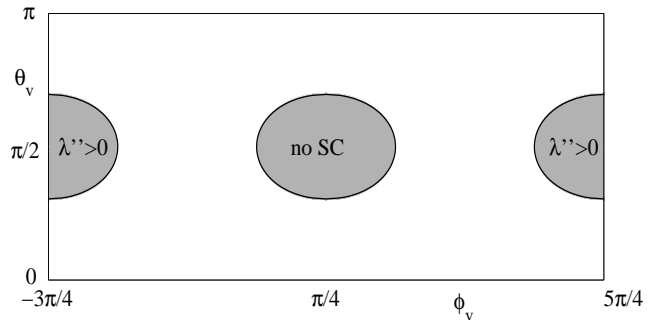


FIG. 4: The character of the eigenvalues λ' , Eqn. (31), and λ'' , Eqn. (33), as a function of the two spherical angles (θ_v, ϕ_v). If $\lambda' < 0$ we don't have any superconducting instability (grey domain with "no SC"). The white domain is characterized by $\lambda' > 0$, and $\lambda'' < 0$. If $\lambda'' > 0$, the system is characterized by two critical temperature (grey domain with " $\lambda'' > 0$ ")

that the following condition has to be satisfied:

$$|e_m| < \sqrt{e_s e_t} \text{ and } e_s, e_t < 0. \quad (37)$$

The parity-mixing term tends to suppress the second instability.

It remains only to determine the form of the 2-dimensional order parameter $\Delta = (\psi, d)$ based on Eqn. (32), which nucleates at the superconducting transition. There are four typical forms of the order parameter (ψ, d) , which will help us to structure the following discussion ($\Delta = (\psi, d)$):

$$\begin{aligned} \Delta_s &\propto \begin{pmatrix} 1 \\ 0 \end{pmatrix} \text{ Spin-singlet,} & \Delta_t &\propto \begin{pmatrix} 0 \\ 1 \end{pmatrix} \text{ Spin-triplet,} \\ \Delta_{m1} &\propto \begin{pmatrix} 1 \\ 1 \end{pmatrix} \text{ 1st band,} & \Delta_{m2} &\propto \begin{pmatrix} 1 \\ -1 \end{pmatrix} \text{ 2nd band.} \end{aligned} \quad (38)$$

These correspond to the pure spin-singlet pairing Δ_s , the pure spin-triplet pairing Δ_t and two extreme cases of the mixed pairings Δ_{m1} , and Δ_{m2} .

Before we start to discuss the conditions favoring different order parameter forms, we consider the corresponding gap topologies on the two bands for the four cases in Eq. (38). To be concrete we discuss now the case relevant for the CePt₃Si, ie. $\mathbf{g}_{\mathbf{k}} \propto (k_y, -k_x, 0)$. The gap on the two Fermi surfaces is given by

$$\Delta_{1,2}(\theta) = (\psi \pm d\sqrt{3/2}|\sin(\theta)|), \quad (39)$$

where θ is the polar angle in \mathbf{k} -space relative the z -axis. Fig. 5 displays the two bands gap function $\Delta_{1,2}$ for the three different order parameter $\Delta_s, \Delta_t, \Delta_{m1}$ of Eq. (38). The case Δ_{m2} can be obtained from Δ_{m1} by exchanging Δ_1 and Δ_2 .

In the cases of the pure spin-singlet phase Δ_s or the pure spin-triplet phase Δ_t , the two gap functions Δ_1 and Δ_2 have the same amplitude, with the difference that in

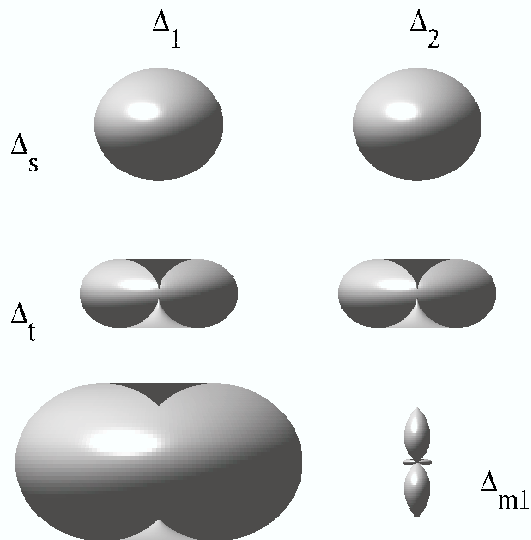


FIG. 5: The gap amplitudes $\Delta_{1,2}$ of the two non degenerated bands for three particular directions of the order parameter in the 2-dimensional plane, spanned by ψ , d . The directions corresponding to the two dimensional order parameter Δ_s , Δ_t , Δ_{m1} are given by (38)

the spin-triplet case point-nodes appear along the z-axis. For Δ_{m1} the gap on the first Fermi surface is much bigger than on the second, $\Delta_1 > \Delta_2$. Furthermore the gap function in the second band Δ_2 has two line-nodes perpendicular to the z-axis. The presence of line-nodes in one of the two non-degenerate bands is not a particularity of the mixed states Δ_{m1} , but a general property of all states with $|d|C_1 > |\psi|$ and $|\psi| \neq 0$, where $C_1 = \sqrt{3}/2$ only in case of a spherical original Fermi surface. However in general the topology of the nodes in the two gap functions belonging to the trivial representation A_1 of the point group C_{4v} is characterized by

$$\frac{|\psi|}{|d|} \begin{cases} = 0 & 2 \text{ point-nodes} \\ < C_1 & 2 \text{ line-nodes for one band } \perp \text{ z-axis} \\ > C_1 & \text{no nodes} \end{cases} \quad (40)$$

Now we turn to the conditions under which the different forms of the order parameter nucleate. We expect that the order parameter appears as pure spin-singlet Δ_s or a pure spin-triplet Δ_t , if the spin-singlet potential e_s or the spin-triplet potential e_t are attractive and dominant, respectively. This is the case if the density of states on the Fermi levels is equal $\delta_N = 0$ and the parity-mixing interaction e_m is absent.

From Eq. (32) the necessary conditions can be derived

$$\Delta = \Delta_s \quad \text{for} \quad e_m = e_t \delta, \quad e_s < e_t, \quad (41)$$

$$\Delta = \Delta_t \quad \text{for} \quad e_m = e_s \delta, \quad e_t < e_s, \quad (42)$$

$$\Delta = \Delta_{m1} \quad \text{for} \quad e_s = e_t, \quad e_m > e_t \delta, \quad (43)$$

$$\Delta = \Delta_{m2} \quad \text{for} \quad e_s = e_t, \quad e_m < e_t \delta. \quad (44)$$

Moreover the condition in Eq. (36) has to be satisfied to guarantee a superconducting phase transition. The first two conditions (41) and (42) are necessary to compensate the mixing of the spin-triplet with the spin-singlet pairing channels induced when the DOS are different for the two Fermi surfaces $\delta \neq 0$. Furthermore taking into account of the condition (36) we see that surprisingly Δ_s and Δ_t can also nucleate in presence of repulsive spin-singlet e_s and spin-triplet e_t potentials.

If $e_s = e_t$ the conditions (43) and (44) indicate that the order parameter is either Δ_{m1} or Δ_{m2} . For $\delta_N = 0$ the sign of the parity-mixing potential e_m determines in which of the two order parameter appears.

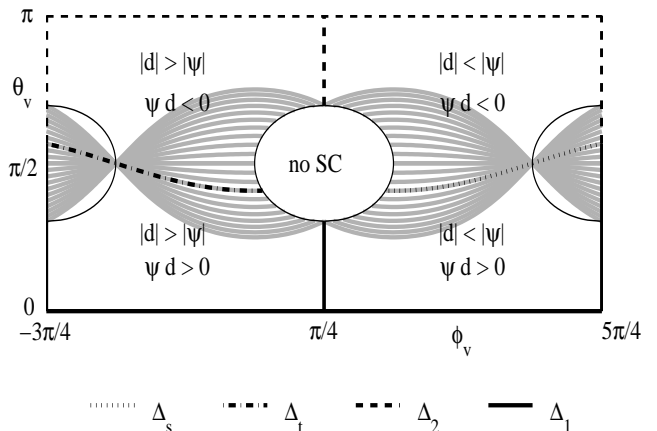


FIG. 6: The direction of the nucleated order parameter $\Delta = (\psi, d)$. The grey lines show different possible lines for $\Delta = \Delta_s$, and, $\Delta = \Delta_t$. The black ones are obtained for $\delta = 0.3$.

Fig. 6 shows the phase diagram of the different order parameter forms resulting from Eq. (38). The different black lines are plotted choosing $\delta = 0.3$. The grey ones show how the lines corresponding to the pure spin-singlet Δ_s and pure spin-triplet Δ_t are moved varying δ . For general combinations of the three components e_s , e_t , e_m the angles θ_v , ϕ_v lie in one of the four basic domains delimited by the black lines shown in Fig. 6. The order parameter nucleates with intermediary values of ψ , and d .

V. THE EFFECT OF THE DISORDER

We now turn to the superconducting instability in a disordered system and analyze the behavior of the critical temperature and the structure of the order parameter for different coupling parameters and impurity concentrations. For this purpose we examine now Eq. (28) for $\Gamma > 0$. First we would like to note that the zeros in the first column of the matrix \hat{Q}_Γ^l are a consequence of Anderson's theorem²¹, i.e. the conventional *s*-wave pairing state is not affected by non-magnetic impurities. For more general states in our two-dimensional

order parameter space T_c decreases with growing disorder. We distinguish two basically different cases here. For the pure system either both eigenvalues λ', λ'' are positive, or one of the two, λ'' is negative. In the first case there is a second lower (bare) critical temperature $k_B T_c'' = 1.14\epsilon_c \exp(-1/(N_0 V \lambda''))$, indicating the possibility of second superconducting phase transition.

A. Case: $\lambda'' = 0$

Before starting the discussion of this two general cases we consider the boundary situation with $\lambda'' = 0$. The interaction parameters e_s , e_t , and, e_m lie on a line given by,

$$|e_m| = \sqrt{e_s e_t} \text{ with } e_s, e_t < 0, \quad (45)$$

which correspond to the circle centered in $\phi_v = 5\pi/4 \equiv -3\pi/4$ in the phase diagram of Figs. 4, and, 6. The only eigenvector of the matrix \hat{Q}_Γ^l , with a non-vanishing eigenvalue corresponds to the form of Δ' given by in Eq. (32). Hence in this case disorder would not alter the structure of the nucleating order parameter

$$\Delta = \begin{pmatrix} \psi \\ d \end{pmatrix} \propto \Delta' \propto \begin{pmatrix} \sqrt{|e_s|} \\ \text{sign}(e_m)\sqrt{|e_t|} \end{pmatrix}. \quad (46)$$

The instability equation (28) becomes

$$\frac{1}{N_0 V} = \lambda' f_1(\epsilon_c, k_B T) + e_t(1 - \delta^2) f_2(\Gamma, k_B T), \quad (47)$$

where $e_t(1 - \delta^2)$ is the eigenvalue of the matrix \hat{Q}_Γ^l . We replace $f_1 = \ln(T_c/T) + 1/N_0 V \lambda'$ and $\lambda' = -(e_s + e_t) + 2e_m \delta$ in Eq. (47)

$$\ln(T_c/T) = \frac{e_t(1 - \delta^2)}{(e_s + e_t) - 2e_m \delta} f_2(\Gamma, k_B T), \quad (48)$$

Using Eq. (46) we obtain

$$\ln\left(\frac{1}{t}\right) = \frac{1}{1 + \eta} f_2(\gamma, t), \quad (49)$$

where

$$\eta = \frac{(\psi + \delta d)^2}{d^2(1 - \delta^2)}. \quad (50)$$

with $t = T/T_c$ and $\gamma = \Gamma/k_B T_c$. The effect of impurity scattering affects T_c as in unconventional superconductors in general²². However, a distinctive point is the presence of the pre-factor $1/(1 + \eta)$. A similar result was obtained for the s+g-superconductivity in borocarbides²³.

In order to visualize the behavior of the onset temperature of superconductivity depending on impurity concentrations, we introduce the normalization with respect to the initial slope of T_c -reduction.

$$n' = \frac{n_{imp}}{(-dn_{imp}/dt)_{t=1}} = \frac{\tilde{\gamma}}{(-d\tilde{\gamma}/dt)_{t=1}}. \quad (51)$$

Fig. 7 shows the evolution of t as a function of n' for different values of η when the subdominant channel has $\lambda'' = 0$.

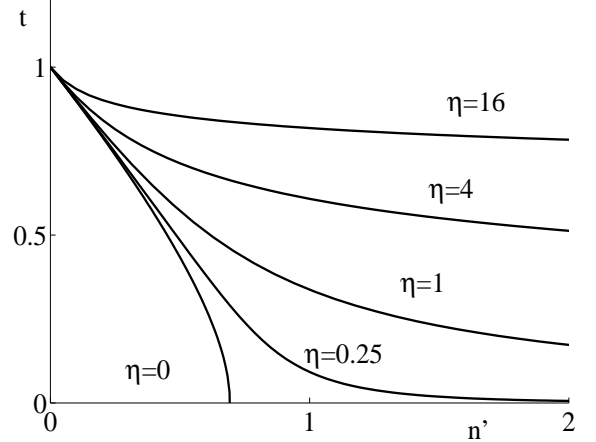


FIG. 7: The critical temperature as a function of the impurity concentration reduced so as to have a slope of -1 at $t = 1$ for different value of η . The value of η , see eqn. (50). This result is valid only for $\lambda'' = 0$.

For $\eta > 0$ the superconducting instability extends to large impurity concentrations n' with the asymptotical behavior of the critical temperature

$$0.88 t^{-\eta} - t = \frac{4(1 + \eta)}{\pi} n'. \quad (52)$$

Hence we observe a variation of the robustness against non-magnetic impurities. For $\eta = 0$ the standard behavior of an unconventional superconductor is found, while for $\eta \rightarrow \infty$ the non-sensitivity against disorder analogous to a conventional superconducting phase is realized. The latter case coincides with the suppression of the spin-triplet component in the pure phase. The exponent η can be interpreted as the product of two ratios

$$\eta = \eta_1 \eta_2 \text{ with } \eta_{1,2} = \frac{\langle N_1 \Delta_1(\mathbf{k}) + N_2 \Delta_2(\mathbf{k}) \rangle}{N_{1,2} \langle \Delta_1(\mathbf{k}) - \Delta_2(\mathbf{k}) \rangle}. \quad (53)$$

where $\eta_{1,2}$ correspond to the ratio between the s-wave spin-singlet component (numerator) and the spin-triplet component lying in the first and respectively second band (denominator). Once $\langle N_1 \Delta_1(\mathbf{k}) + N_2 \Delta_2(\mathbf{k}) \rangle \neq 0$ the robustness of the superconducting state against disorder is introduced by the presence of a s-wave spin-singlet contribution. For other unconventional pairing states which do not belong to the trivial representation A_1 , the impurities contribution to the self energy of anomalous type is zero and we recover exactly the result obtained by Larkin²².

B. Case: $\lambda'' \neq 0$

In this case the eigenvectors of the two matrices \hat{Q}_0^l and \hat{Q}_Γ^l are different, such that we need to diagonalize

the matrix appearing in Eq. (28). The highest eigenvalue and its eigenvector read

$$2\lambda = 2\lambda' f_1 + c_1 - c_2 + \sqrt{c_2^2 + c_3}, \quad (54)$$

$$\Delta \propto \begin{pmatrix} \psi' + \frac{\sqrt{c_2^2 + c_3 - c_4}}{d' f_1 c_5} \\ d' f_1 c_5 \end{pmatrix}, \quad (55)$$

where (ψ', d') are normalized ($\psi'^2 + d'^2 = 1$). Furthermore, the parameters c_i are defined as

$$\begin{aligned} c_1 &= (1 - \delta^2) \left[e_t - \frac{e_t(e_t - e_s - 2e_m\delta) + 2e_m^2}{\Lambda} \right] f_2, \\ c_2 &= \Lambda f_1 - \frac{(1 - \delta^2)}{2} \left\{ \Lambda + \frac{e_t^2 + e_s[4\delta(e_m - e_t\delta) - e_s]}{\Lambda} \right\} f_2, \\ c_3 &= -\frac{4(e_m^2 - e_s e_t)(e_m - e_t\delta)^2(\delta^2 - 1)^2}{\Lambda^2} f_2^2, \\ c_4 &= \Lambda f_1 + e_t(1 - \delta^2)f_2, \\ c_5 &= \sqrt{4(e_m - e_t\delta)^2 + (e_t - e_s + \Lambda)^2}. \end{aligned} \quad (56)$$

The equation determining the critical temperature can be expressed as

$$\frac{2}{N_0 V} = 2\lambda' f_1(\epsilon_c, k_B T) + c_1 - c_2 + \sqrt{c_2^2 + c_3}. \quad (57)$$

When we use again the relation $f_1 = \ln(T_c/T) + 1/N_0 V \lambda'$, we can cancel the $2/N_0 V$ term appearing at the left hand side of Eq. (57) and reach a new convenient representation,

$$\left[2\lambda' \ln\left(\frac{1}{t}\right) + c_1 \right]^2 - 2 \left[2\lambda' \ln\left(\frac{1}{t}\right) + c_1 \right] c_2 - c_3 = 0. \quad (58)$$

We assume now that the second channel is attractive $\lambda'' > 0$, so that it is possible to find a second solution for the instability temperature $t'' = T_c''/T_c$. We use the relation $f_1 = \ln(T_c/T) + \ln(t'')\lambda''/(\lambda'' - \lambda')$ to simplify Eqn. (58).

This leads to an equation of second order in $\ln(t)$ of the following form which allows us to determine both transition temperatures ($t = T/T_c$ or $t = T''/T_c$)

$$\ln\left(\frac{1}{t}\right) (\ln(t'') - f_2(\gamma, t) - \ln(t)) = \frac{1}{1 + \eta} f_2(\gamma, t) \ln(t''), \quad (59)$$

where now η is given by the form of the order parameter in the clean system

$$\eta = \frac{(\psi' + \delta d')^2}{d'^2(1 - \delta^2)}, \quad (60)$$

and (ψ', d') are connected to the pairing potential via Eqn. (32).

Fig. 8 shows the solutions of Eqn. (59) for different values of η and for $t'_0 = 0.2$ in the pure case.

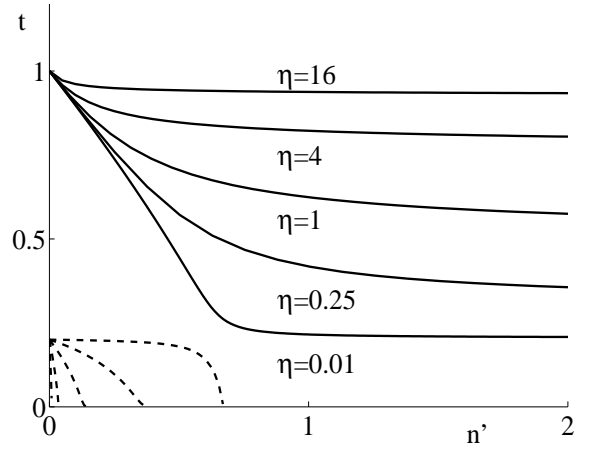


FIG. 8: The critical temperature as a function of the impurity concentration and for different values of η . Those corresponding to the dominant channel, solid black lines, have been reduced so as to have a slope of -1 at $t = 1$. The shadow black lines show the evolution of the subdominant channel. This result is obtained supposing that the subdominant channel is attractive and $t'' = 0.2$.

The solid line shows the onset temperature of superconductivity as a function of n' . The dashed line correspond to the bare transition temperature of subdominant instability, as obtained from the square root appearing in Eq. (57).

The presence of an attractive subdominant channel supports the survival of superconductivity under non-magnetic impurity scattering. The lowest limit for the critical temperature is given by

$$\lim_{n' \rightarrow \infty} t = t_0''^{\frac{1}{1+\eta}}. \quad (61)$$

Using Eq. (57) to simplify Eq.(55) we find that the form of the order parameter nucleating at the critical temperature t is given by

$$\begin{pmatrix} \psi \\ d \end{pmatrix} \propto \begin{pmatrix} 1 + f_3(t) & \delta f_3(t) \\ 0 & 1 \end{pmatrix} \begin{pmatrix} \psi' \\ d' \end{pmatrix} \quad (62)$$

where we introduced the function $f_3(t)$ defined as

$$f_3(t) = -\frac{(1 + \eta) \ln(t)}{(1 + \eta) \ln(t) - \ln(t'')}. \quad (63)$$

The spin-singlet component of the order parameter increases with disorder. In the limit of dirty system the character of the order parameter is purely spin-singlet. Note that the subdominant instability is in any case suppressed by the disorder. The larger η the stronger the suppression.

The behavior of the spin-singlet component ψ of the normalized order parameter as a function of the critical temperature t and for different values of η is shown in the Fig. 9. The order-parameter of the clean system is supposed to be in the spin-triplet channel.

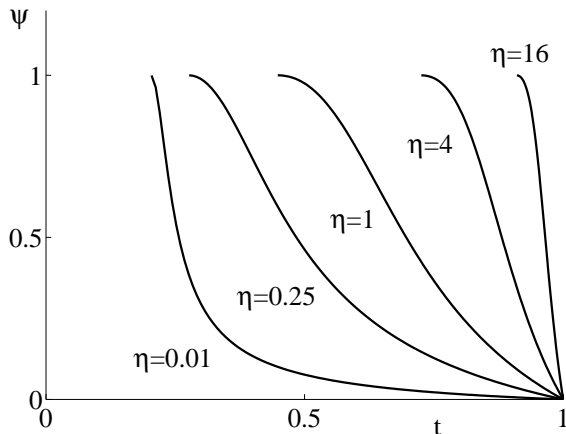


FIG. 9: The spin-singlet component ψ of the normalized order parameter as a function of the critical temperature t and for different values of η . This result is obtained supposing that the subdominant channel is attractive with $t'' = 0.2$ and that the order parameter of the clean system is spin-triplet .

The case with a repulsive subdominant channel, $\lambda'' < 0$, can be easily treated within the Eqs. (59,63) substituting $\ln(t'')$ with $1/N_0V_{eff}$, where

$$\frac{1}{N_0V_{eff}} = \frac{1}{N_0V\lambda'} - \frac{1}{N_0V\lambda''}. \quad (64)$$

From Eqn. (59) we find that superconductivity disappears for a sufficiently high impurity concentrations. The critical impurity concentration n'_c is given by,

$$0.88 e^{\frac{1}{N_0V_{eff}} \frac{\eta}{1+\eta}} = \frac{4(1+\eta)}{\pi} n'_c. \quad (65)$$

Furthermore the spin-singlet component of the nucleating order parameter decrease with disorder evolving towards

$$\begin{pmatrix} \psi_c \\ d_c \end{pmatrix} \propto \begin{pmatrix} -\delta d' \\ d' \end{pmatrix} \quad (66)$$

at the critical impurity concentration n'_c .

It has to be noted that for almost every combination of the pairing interaction $\lambda'' \neq 0$. However the realization of one of the two scenarios described in this chapter can be observed only if $|\lambda''|$ is very close or respectively bigger than λ' . This means than in general we will observe a behavior very similar to that described by $\lambda'' = 0$.

VI. CONCLUSION

In this paper we characterized the superconducting instability towards a state belonging to the trivial representation A_1 in a material without an inversion center and strong antisymmetric spin-orbit coupling. The corresponding pairing state involves spin-singlet s-wave pairing as well as a spin-triplet component specific to the

spin-orbit coupling. In addition to the pure spin-singlet s-wave and spin-triplet pairing, the pairing interaction includes a parity mixing contribution corresponding to an inter-parity scattering of Cooper pairs. The combination of the three types of pairing interaction (e_s, e_t, e_m), and the distribution of the density of states on the two non-degenerate bands δ , determines the form of the order parameter, represented by a singlet and a triplet component, $\Delta = (\psi, d)$. For the case of CePt₃Si, we found that if $|d| > |\psi|$ and $|\psi| \neq 0$, then one Fermi surface would have accidental line nodes perpendicular to the z -axis in the quasiparticle gap. The position of these accidental line nodes will in general depend upon both temperature and magnetic fields.

The two-component structure of the order parameter allows for two distinct pairing channels, a dominant and a subdominant gap. We have shown that depending on the properties characterizing the two channels, the A_1 -phase is affected by non-magnetic impurities in different ways. In all cases the dependence of T_c on the impurity concentration is very characteristic and could be used to establish the realization of the A_1 -phase and the property of the subdominant pairing state. We would also like to mention that the presence of line nodes may leave its specific low-temperature features in various thermodynamic quantities such as the specific heat, the London penetration depth and so on. Recent experimental data of the nuclear magnetic relaxation rate T_1^{-1} ^{10,24} and the London penetration depth give evidence for the possible presence of line nodes. Moreover, the presence of two instabilities in the linearized gap equation, dominant and subdominant, provide the possibility that two superconducting phase transitions could appear. From our study we conclude that such additional transitions would be observed in rather pure samples only, since the subdominant instability is very sensitive to disorder. This is compatible with the fact that in the dirty system eventually only the conventional pairing component would survive, while all alternative pairing channels are suppressed.

VII. ACKNOWLEDGMENTS

The authors thank A. Koga, and, T. M. Rice for useful discussions. This work was supported by the Swiss National Science Foundation and the NCCR MaNEP. DFA was also supported the National Science Foundation Grant No. DMR-0318665.

APPENDIX A: ORIGIN OF MIXED SINGLET-TRIPLET PAIRING INTERACTION e_m

In this Appendix we consider a microscopic origin for the mixed singlet-triplet pairing interaction e_m given in Eq. 13. In particular, we show that that the Dzyaloshinskii-Moriya^{17,18} (DM) magnetic interaction gives a contribution to e_m . Such an interaction is well

known to exist for magnetic systems that break inversion symmetry. We then show how this interaction can arise from the single particle Hamiltonian given in Eq. 2 for both a weakly interacting Fermi liquid and for a Hubbard model near half filling. Note that the DM interaction is not the only microscopic interaction that contributes to e_m . Nevertheless, this discussion suffices to show to e_m is not zero in general and in some cases may provide a substantial contribution to the superconducting condensation energy.

1. DM Interaction

The DM interaction can be written

$$H_{DM} = \frac{1}{N} \sum_{\mathbf{q}} i \mathbf{D}(\mathbf{q}) \cdot \mathbf{S}_{\mathbf{q}} \times \mathbf{S}_{-\mathbf{q}} \quad (\text{A1})$$

where $\mathbf{D}(\mathbf{q})$ is a real vector that satisfies $\mathbf{D}(\mathbf{q}) = -\mathbf{D}(-\mathbf{q})$. Invariance of H_{DM} under point group operations leads to the constraint $\tilde{R} \mathbf{D}_{R\mathbf{q}} = \mathbf{D}_{\mathbf{q}}$, where \tilde{R} is the proper part of the rotation ($\tilde{R} = \text{Det}(R) \times R$). Note that $\mathbf{g}(\mathbf{k})$ satisfies the same symmetry relation ($\tilde{R} \mathbf{g}_{R\mathbf{k}} = \mathbf{g}_{\mathbf{k}}$). Consequently, the two vectors $\mathbf{D}(\mathbf{q})$ and $\mathbf{g}_{\mathbf{q}}$ are not orthogonal. Extracting the pairing contribution from Eq. A1 leads to the following mixed singlet-triplet pairing interaction

$$[-\mathbf{D}(\mathbf{k} - \mathbf{k}') \cdot \hat{\tau}]_{s_1 s_2} \hat{\tau}_{s_2' s_1'}^\dagger + \hat{\tau}_{s_1 s_2} [\mathbf{D}(\mathbf{k} - \mathbf{k}') \cdot \hat{\tau}]_{s_2' s_1'}^\dagger. \quad (\text{A2})$$

If we assume the form $\mathbf{D}(\mathbf{k} - \mathbf{k}') = e_m(\mathbf{g}_{\mathbf{k}'} - \mathbf{g}_{\mathbf{k}})$ and impose symmetry constraints that arise from Pauli exclusion, we arrive at the mixed parity term in Eq. 2. As will be shown below, this form for \mathbf{D} can be justified.

2. DM Interaction in a weakly interacting Fermi liquid

The DM interaction is known to exist in materials without inversion symmetry. This implies that the DM interaction should arise as a consequence of the existence of $\mathbf{g}_{\mathbf{k}}$ in the single particle Hamiltonian. Here we calculate the contribution of $\mathbf{g}_{\mathbf{k}}$ to the DM interaction through a calculation of the spin susceptibility. In the normal state the static spin-susceptibility is given by

$$\chi_{ij}(\mathbf{q}) = -\mu_B^2 k_B T \sum_{\mathbf{k}} \sum_{\omega_n} \text{tr} \{ \hat{\sigma}_i \hat{G}(\mathbf{k}, \omega_n) \hat{\sigma}_j \hat{G}(\mathbf{k} + \mathbf{q}, \omega_n) \} \quad (\text{A3})$$

Upon using the form for the normal state Green's functions and carrying out the trace over the spins it can be shown

$$\chi_{ij}(\mathbf{q}) = -2\mu_B^2 k_B T \sum_{\mathbf{k}} \sum_{\omega_n} \left\{ \left[\delta_{ij} (1 - \hat{\mathbf{g}}_{\mathbf{k}} \cdot \hat{\mathbf{g}}_{\mathbf{k}+\mathbf{q}}) \right. \right.$$

$$\begin{aligned} & + (\hat{\mathbf{e}}_i \cdot \hat{\mathbf{g}}_{\mathbf{k}})(\hat{\mathbf{e}}_j \cdot \hat{\mathbf{g}}_{\mathbf{k}+\mathbf{q}}) + (\hat{\mathbf{e}}_i \cdot \hat{\mathbf{g}}_{\mathbf{k}+\mathbf{q}})(\hat{\mathbf{e}}_j \cdot \hat{\mathbf{g}}_{\mathbf{k}}) \\ & \left. + i(\hat{\mathbf{e}}_i \times \hat{\mathbf{e}}_j) \cdot (\hat{\mathbf{g}}_{\mathbf{k}+\mathbf{q}} - \hat{\mathbf{g}}_{\mathbf{k}}) \right] G_1(\mathbf{k}, \omega_n) G_1(\mathbf{k} + \mathbf{q}, \omega_n) \\ & + \left[\delta_{ij} (1 - \hat{\mathbf{g}}_{\mathbf{k}} \cdot \hat{\mathbf{g}}_{\mathbf{k}+\mathbf{q}}) + (\hat{\mathbf{e}}_i \cdot \hat{\mathbf{g}}_{\mathbf{k}})(\hat{\mathbf{e}}_j \cdot \hat{\mathbf{g}}_{\mathbf{k}+\mathbf{q}}) \right. \\ & + (\hat{\mathbf{e}}_i \cdot \hat{\mathbf{g}}_{\mathbf{k}+\mathbf{q}})(\hat{\mathbf{e}}_j \cdot \hat{\mathbf{g}}_{\mathbf{k}}) - i(\hat{\mathbf{e}}_i \times \hat{\mathbf{e}}_j) \cdot (\hat{\mathbf{g}}_{\mathbf{k}+\mathbf{q}} - \hat{\mathbf{g}}_{\mathbf{k}}) \left. \right] \\ & \cdot G_2(\mathbf{k}, \omega_n) G_2(\mathbf{k} + \mathbf{q}, \omega_n) \\ & + \left[\delta_{ij} (1 + \hat{\mathbf{g}}_{\mathbf{k}} \cdot \hat{\mathbf{g}}_{\mathbf{k}+\mathbf{q}}) - (\hat{\mathbf{e}}_i \cdot \hat{\mathbf{g}}_{\mathbf{k}})(\hat{\mathbf{e}}_j \cdot \hat{\mathbf{g}}_{\mathbf{k}+\mathbf{q}}) \right. \\ & - (\hat{\mathbf{e}}_i \cdot \hat{\mathbf{g}}_{\mathbf{k}+\mathbf{q}})(\hat{\mathbf{e}}_j \cdot \hat{\mathbf{g}}_{\mathbf{k}}) - i(\hat{\mathbf{e}}_i \times \hat{\mathbf{e}}_j) \cdot (\hat{\mathbf{g}}_{\mathbf{k}+\mathbf{q}} + \hat{\mathbf{g}}_{\mathbf{k}}) \left. \right] \\ & \cdot G_1(\mathbf{k}, \omega_n) G_2(\mathbf{k} + \mathbf{q}, \omega_n) \\ & + \left[\delta_{ij} (1 + \hat{\mathbf{g}}_{\mathbf{k}} \cdot \hat{\mathbf{g}}_{\mathbf{k}+\mathbf{q}}) - (\hat{\mathbf{e}}_i \cdot \hat{\mathbf{g}}_{\mathbf{k}})(\hat{\mathbf{e}}_j \cdot \hat{\mathbf{g}}_{\mathbf{k}+\mathbf{q}}) \right. \\ & - (\hat{\mathbf{e}}_i \cdot \hat{\mathbf{g}}_{\mathbf{k}+\mathbf{q}})(\hat{\mathbf{e}}_j \cdot \hat{\mathbf{g}}_{\mathbf{k}}) + i(\hat{\mathbf{e}}_i \times \hat{\mathbf{e}}_j) \cdot (\hat{\mathbf{g}}_{\mathbf{k}+\mathbf{q}} + \hat{\mathbf{g}}_{\mathbf{k}}) \left. \right] \\ & + G_2(\mathbf{k}, \omega_n) G_1(\mathbf{k} + \mathbf{q}, \omega_n) \} \end{aligned}$$

The DM interaction is antisymmetric under interchange of i and j :

$$\begin{aligned} \mathbf{D}(\mathbf{q}) = & -2\mu_B^2 k_B T \sum_{\mathbf{k}, \omega_n} \{ [G_1(\mathbf{k}, \omega_n) G_1(\mathbf{k} + \mathbf{q}, \omega_n) \\ & - G_2(\mathbf{k}, \omega_n) G_2(\mathbf{k} + \mathbf{q}, \omega_n)] [\hat{\mathbf{g}}_{\mathbf{k}+\mathbf{q}} - \hat{\mathbf{g}}_{\mathbf{k}}] \\ & + [G_2(\mathbf{k}, \omega_n) G_1(\mathbf{k} + \mathbf{q}, \omega_n) \\ & - G_1(\mathbf{k}, \omega_n) G_2(\mathbf{k} + \mathbf{q}, \omega_n)] [\hat{\mathbf{g}}_{\mathbf{k}+\mathbf{q}} + \hat{\mathbf{g}}_{\mathbf{k}}] \}. \end{aligned} \quad (\text{A4})$$

Carrying out the sum over Matsubara frequencies, expanding the expression for $\mathbf{D}(\mathbf{q})$ to linear order in \mathbf{q} one finds

$$\begin{aligned} \mathbf{D}(\mathbf{q}) = & 2\mu_B^2 \sum_{\mathbf{k}} \left\{ \left[\frac{\nabla n_2 \cdot \mathbf{q}}{\nabla \xi_2 \cdot \mathbf{q}} - \frac{\nabla n_1 \cdot \mathbf{q}}{\nabla \xi_1 \cdot \mathbf{q}} \right] \mathbf{q} \cdot \nabla \hat{\mathbf{g}} \right. \\ & \left. + \hat{\mathbf{g}}_{\mathbf{q}} \cdot \left[\frac{n_1 - n_2}{(\xi_1 - \xi_2)^2} (\nabla \xi_1 + \nabla \xi_2) - \frac{\nabla n_1 + \nabla n_2}{\xi_1 - \xi_2} \right] \right\} \end{aligned} \quad (\text{A5})$$

where $\xi_i = \xi_i(\mathbf{k})$, $n_i = (e^{\beta \xi_i} + 1)^{-1}$ is the Fermi distribution function for band i , and $\nabla = \nabla_{\mathbf{k}}$. To linear order in α , this gives

$$\mathbf{D}(\mathbf{q}) = -\frac{8\mu_B^2 \alpha}{3} \sum_{\mathbf{k}} \frac{d^2 n(\epsilon_{\mathbf{k}})}{d\epsilon_{\mathbf{k}}^2} \mathbf{q} \cdot \nabla_{\mathbf{k}} \mathbf{g}_{\mathbf{k}}. \quad (\text{A6})$$

For example if $\mathbf{g}_{\mathbf{k}} = \mathbf{k}/k_F$ (valid for a material with point group O), this gives

$$\mathbf{D}(\mathbf{q}) = -\frac{8\mu_B^2 \alpha}{3} N'_0 \frac{\mathbf{q}}{k_F} = -\frac{4}{3} \chi_P \frac{\alpha N'_0}{N_0} \frac{\mathbf{q}}{k_F} \quad (\text{A7})$$

where $N'_0 = \frac{dN_0}{d\epsilon_F}|_{\xi=0}$ is the derivative of the density of states evaluated at the Fermi surface and χ_P the Pauli susceptibility. This is a perturbative form and the derivative of density of states is considered at the Fermi surface in the absence of spin-orbit coupling. Estimates for α show that the value can be a considerable fraction of the band width.

3. DM interaction within the Hubbard for finite ASOC

Here we derive the DM interaction in the strong coupling regime by finding the effective Hamiltonian that governs the low-energy excitations of the Hubbard model with ASOC in the large U/t regime. The technique used to extract the Hamiltonian for the low-energy excitations is similar to that used for the derivation of the t-J model starting from the Hubbard model.

We choose as zeroth-order Hamiltonian the on site Coulomb repulsion

$$\mathcal{U} = U \sum_i n_{i\uparrow} n_{i\downarrow} \quad (\text{A8})$$

The eigenstates of \mathcal{U} are Fock states in the Wannier representation. \mathcal{U} divides the Fock space into two sub spaces:

$$\begin{aligned} S &= [|n_{1\uparrow}, n_{1\downarrow}, n_{2\uparrow}, \dots\rangle : \forall n_{i\downarrow} + n_{i\uparrow} \leq 1] \\ D &= [|n_{1\uparrow}, n_{1\downarrow}, n_{2\uparrow}, \dots\rangle : \exists n_{i\downarrow} + n_{i\uparrow} = 2]. \end{aligned} \quad (\text{A9})$$

D contain at least one doubly occupied site, and S are all configurations with either one or zero electrons per site. The hopping

$$\mathcal{T} = \mathcal{T}^s + \mathcal{T}^a \quad (\text{A10})$$

where

$$\begin{aligned} \mathcal{T}^s &= - \sum_{ij, ss'} t_{ij} \sigma_0 c_{is}^\dagger c_{js'} \\ \mathcal{T}^a &= - \sum_{ij, ss'} i \boldsymbol{\alpha}_{ij} \cdot \boldsymbol{\sigma}_{ss'} c_{is}^\dagger c_{js'} \end{aligned} \quad (\text{A11})$$

contains now an antisymmetric term ($\boldsymbol{\alpha}_{ij} = -\boldsymbol{\alpha}_{ji}$) corresponding to the ASOC contribution. This means that also the effective interaction resulting by the superexchange process has an antisymmetric part. This last correspond to the DM interaction

$$\begin{aligned} \mathcal{H}^{DM} &= - \sum_{ij, s_1 \dots s_4} i \frac{t_{ij} \boldsymbol{\alpha}_{ij} \cdot (\boldsymbol{\sigma}_{s_1 s_2} \delta_{s_3 s_4} - \boldsymbol{\sigma}_{s_3 s_4} \delta_{s_1 s_2})}{U} \\ &\quad c_{i s_1}^\dagger c_{j s_2} n_{j\uparrow} n_{j\downarrow} c_{j s_3}^\dagger c_{i s_4} \\ &= \sum_{ij} \frac{4it_{ij}}{U} \boldsymbol{\alpha}_{ij} \cdot (\mathbf{S}_i \times \mathbf{S}_j). \end{aligned} \quad (\text{A12})$$

The interaction \mathcal{H}^{DM} is a factor α/t smaller than the usual spin-spin interaction constant J . While α/t will be less than one, it is not necessarily small.

APPENDIX B: SELF-CONSISTENT EQUATION

The self consistent equations (28) requires the evaluation of $\tilde{\omega}_n$ and $\boldsymbol{\Delta} = (\psi, d)$. The corresponding equations are given by the substitution of Eqs. (22) and (23) into Eqs. (25) and (20),

$$\tilde{\omega}_n = \omega_n + \tilde{\omega}_n \Gamma Q_1(i\omega_n), \quad (\text{B1})$$

$$\tilde{\psi} = \psi + \tilde{\psi} \Gamma Q_1(i\omega_n) + d \Gamma Q_2(i\omega_n), \quad (\text{B2})$$

$$\frac{1}{N_0 V} \boldsymbol{\Delta} = \pi k_B T \sum_{\omega_n > -\epsilon_c}^{\epsilon_c} \hat{Q}(i\omega_n) \boldsymbol{\Delta}, \quad (\text{B3})$$

with

$$\begin{aligned} \hat{Q}(i\omega_n) &= \frac{Q_1(i\omega_n)}{1 - \Gamma Q_1(i\omega_n)} \begin{pmatrix} -e_s & 0 \\ e_m & 0 \end{pmatrix} \\ &+ \frac{Q_2(i\omega_n)}{1 - \Gamma Q_1(i\omega_n)} \begin{pmatrix} e_m & -e_s \\ -e_t & e_m \end{pmatrix} \\ &+ \left\{ Q_3(i\omega_n) + \frac{\Gamma Q_2^2(i\omega_n)}{1 - \Gamma Q_1(i\omega_n)} \right\} \begin{pmatrix} 0 & e_m \\ 0 & -e_t \end{pmatrix} \end{aligned} \quad (\text{B4})$$

where we introduced the functions,

$$\begin{aligned} Q_1(i\omega_n) &\equiv \frac{1}{2} \left\langle \frac{(1 + \delta_N)}{\sqrt{\tilde{\omega}_n^2 + |\tilde{\psi} + d| \mathbf{g}_{\mathbf{k}}|^2}} + \frac{(1 - \delta_N)}{\sqrt{\tilde{\omega}_n^2 + |\tilde{\psi} - d| \mathbf{g}_{\mathbf{k}}|^2}} \right\rangle_{\mathbf{k}}, \\ Q_2(i\omega_n) &\equiv \frac{1}{2} \left\langle \frac{(1 + \delta_N) |\mathbf{g}_{\mathbf{k}}|}{\sqrt{\tilde{\omega}_n^2 + |\tilde{\psi} + d| \mathbf{g}_{\mathbf{k}}|^2}} - \frac{(1 - \delta_N) |\mathbf{g}_{\mathbf{k}}|}{\sqrt{\tilde{\omega}_n^2 + |\tilde{\psi} - d| \mathbf{g}_{\mathbf{k}}|^2}} \right\rangle_{\mathbf{k}}, \\ Q_3(i\omega_n) &\equiv \frac{1}{2} \left\langle \frac{(1 + \delta_N) |\mathbf{g}_{\mathbf{k}}|^2}{\sqrt{\tilde{\omega}_n^2 + |\tilde{\psi} + d| \mathbf{g}_{\mathbf{k}}|^2}} + \frac{(1 - \delta_N) |\mathbf{g}_{\mathbf{k}}|^2}{\sqrt{\tilde{\omega}_n^2 + |\tilde{\psi} - d| \mathbf{g}_{\mathbf{k}}|^2}} \right\rangle_{\mathbf{k}}. \end{aligned} \quad (\text{B5})$$

The parameter δ_N fix the distribution of the DOS at the Fermi level of the two bands, $N_1 = N_0(1 + \delta_N)$ and $N_2 = N_0(1 - \delta_N)$.

¹ V. M. Edelstein, Sov. Phys. JETP **68**, 1244 (1989).

² L. P. Gor'kov and E. I. Rashba, Phys. Rev. Lett. **87**, 037004 (2001).

³ V. Barzykin and L. P. Gor'kov, Phys. Rev. Lett. **89** 227002 (2002).

⁴ O. Dimitrova and M. Feigelman, Sov. Phys. JETP Lett. **78**, 637 (2003).

⁵ E. Bauer *et al.*, Phys. Rev. Lett. **92**, 027003 (2004).

⁶ P. A. Frigeri, D.F. Agterberg, A. Koga, and M. Sigrist, Phys. Rev. Lett. **92**, 097001 (2004).

- ⁷ P.W. Anderson, Phys. Rev. B **30**, 4000 (1984).
- ⁸ L. N. Bulaevskii, A. Guseinov, and A. Rusinov, Sov. Phys. JETP **44**, 1243 (1975).
- ⁹ P. A. Frigeri, D.F. Agterberg, and M. Sigrist, New. J. Phys. **6**, 115 (2004).
- ¹⁰ K. V. Samokhin, Phys. Rev. Lett. **94**, 027004 (2005)
- ¹¹ V. P. Mineev, Phys. Rev. B **71** 012509 (2005)
- ¹² R.P. Kaur, D.F. Agterberg, and M. Sigrist, Phys. Rev. Lett. **94**, 137002 (2005).
- ¹³ K. V. Samokhin, E. S. Zijlstra, and S. K. Bose, Phys. Rev. B **69**, 094514 (2004) [Erratum: Phys. Rev. B 70, 069902(E) (2004)].
- ¹⁴ I. A. Sergienko and S. H. Curnoe, Phys. Rev. B **70**, 214510 (2004).
- ¹⁵ V. P. Mineev, Int. J. Mod. Phys. B **18**, 2963 (2004).
- ¹⁶ G. Dresselhaus, Phys. Rev. **100**, 580 (1955).
- ¹⁷ I. Dzyaloshinskii, J. Phys. Chem. Solids **4**, 241(1958)
- ¹⁸ T. Moriya, Phys. Rev. **120**, 91 (1960)
- ¹⁹ Note that the in some cases $g_{\mathbf{k}}$ cannot be attributed to a single irreducible representation. In this case the representation Γ_n^- is composite containing more than one irreducible representation. We avoid this case here, since our aim is to give a description of pairing in CePt₃Si where Γ_n^- is irreducible.
- ²⁰ A. A. Abrikosov, L. Gor'kov, and I. E. Dzyaloshinskii, Dover, New York (1975)
- ²¹ P.W. Anderson, J. Phys. Chem. Solids **11**, 26 (1959).
- ²² A. Larkin, Sov. Phys. JETP Lett. **2**, 130 (1965).
- ²³ Qingshan Yuan *et al.*, Phys. Rev. **68**, 174510 (2003).
- ²⁴ P. F. N. Hayashi *et al.*, pp. cond-mat/0504176
- ²⁵ K. Samokhin, pp. cond-mat/0504342