

Field-induced magnetic ordering in the Haldane system $\text{PbNi}_2\text{V}_2\text{O}_8$

N. Tsujii, O. Suzuki, H. Suzuki, H. Kitazawa, G. Kido

National Institute for Materials Science, Sengen 1-2-1, Tsukuba 305-0047, Japan

(Dated: November 24, 2017)

The Haldane system $\text{PbNi}_2\text{V}_2\text{O}_8$ was investigated by the temperature dependent magnetization $M(T)$ measurements at fields higher than H_c , with H_c the critical fields necessary to close the Haldane gap. It is revealed that $M(T)$ for $H > H_c$ exhibits a cusp-like minimum at T_{\min} , below which $M(T)$ increases with decreasing T having a convex curve. These features have been observed for both $H \parallel c$ and $H \perp c$, with c axis being parallel to the chain. These data indicate the occurrence of field-induced magnetic ordering around T_{\min} . Phase boundaries for $H \parallel c$ and $H \perp c$ do not cross each other, consistent with the theoretical calculation for negative single-ion anisotropy D .

PACS numbers: 75.10.Jm, 75.30.Kz, 75.45.+j, 75.40.Cx

I. INTRODUCTION

Quantum spin systems with energy gaps have attracted considerable attention because of their rich variety of interesting phenomena. In these systems, the ground state is a nonmagnetic singlet state, and there exists a finite energy-gap between the ground and the excited magnetic states. Under certain magnetic fields H_c , the energy of one of the magnetic excited states becomes lower than that of the singlet state, where nonmagnetic-magnetic crossover occurs. Recently, special attention is paid to the magnetic transition that develops just above H_c in these spin-gap systems.¹ A number of novel phenomena is reported in these fields; for example, magnetic ordering of TiCuCl_3 in fields is interpreted as the Bose-Einstein condensation (BEC) of magnons.^{2,3} For the two dimensional dimer system $\text{SrCu}_2(\text{BO}_3)_2$, superlattice formation of localized triplet is observed.⁴

The Haldane systems, i.e., quasi-one-dimensional Heisenberg antiferromagnets with integer spins, also are ones of the most extensively studied spin gap systems. For this class, unfortunately, field-induced magnetic ordering has hardly been observed experimentally. The archetypal Haldane-system, $\text{Ni}(\text{C}_2\text{H}_8\text{N}_2)_2\text{NO}_2(\text{ClO}_4)$ (NENP),⁵ shows no evidence of field-induced ordering down to 0.2 K in fields up to 13 T.⁶ Instead, the existence of an energy gap was revealed even at H_c .⁶ This is explained by the existence of a staggered field on Ni sites, which arises because the principal axis of the g tensor in NENP tilts alternately.^{7,8} This fact results in the slow crossover from nonmagnetic to magnetically polarized state in NENP, preventing from phase transition induced by fields.

So far, field-induced ordering in Haldane-systems was reported only for two cases: in $\text{Ni}(\text{C}_5\text{H}_{14}\text{N}_2)_2\text{N}_3(\text{PF}_6)$ and $\text{Ni}(\text{C}_5\text{H}_{14}\text{N}_2)_2\text{N}_3(\text{ClO}_4)$, abbreviated NDMAP and NDMAZ, respectively. Field-induced transitions in these systems were demonstrated by specific heat^{9,10,11,12} and neutron diffraction experiments.^{13,14} In the ordered state, interestingly, unusual spin excitations are observed. ESR¹⁵ and inelastic neutron-scattering experiments¹⁶ on NDMAP have revealed the existence of three distinct excitations in the ordered phase. This feature is quite

different from those in a conventional Neel state, where dominant excitations are the spin-wave modes.¹⁷ Field-induced ordered phase in Haldane-systems is thus expected to illustrate much kind of novel physics, if much more examples are available.

Here the compound $\text{PbNi}_2\text{V}_2\text{O}_8$ would be another candidate for the Haldane system where field-induced ordering can be observed experimentally. $\text{PbNi}_2\text{V}_2\text{O}_8$ has a tetragonal crystal structure with Ni^{2+} ($S = 1$) ions forming a chain along the c -axis. Magnetic susceptibility, high-field magnetization, and inelastic neutron scattering experiments were performed and their results consistently suggest that this system is a Haldane-gap system.¹⁸ The spin-gap closes at $H_c^{\parallel} = 14$ T and $H_c^{\perp} = 19$ T,¹⁸ where H_c^{\parallel} and H_c^{\perp} are the critical fields applied parallel and perpendicular to the chain (c -axis), respectively. These values of H_c are within experimentally accessible range. Moreover, $\text{PbNi}_2\text{V}_2\text{O}_8$ is reported to exhibit impurity-induced magnetic transition around 3 K.¹⁸ This transition was found to be a long-range magnetic ordering by the neutron diffraction¹⁹ as well as the specific heat measurements²⁰. These facts suggest the relatively large interchain coupling, J_1 . In fact, the $D - J_1$ plot²¹ (Sakai-Takahashi diagram) for this compound, where D is the single-ion anisotropy, suggests that $\text{PbNi}_2\text{V}_2\text{O}_8$ is in the spin-liquid (disordered) regime but very close to the long-range ordered regime.²² Hence, one can expect that applying fields beyond H_c will result in the magnetic ordering. In the present paper, we have investigated magnetic properties of $\text{PbNi}_2\text{V}_2\text{O}_8$ at $H > H_c$ using temperature dependent measurements of magnetization in static fields up to 30 T, and have observed indication of magnetic ordering above H_c .

II. EXPERIMENTAL

Field-oriented powder sample of $\text{PbNi}_2\text{V}_2\text{O}_8$ was prepared as in the first report,¹⁸ since single crystalline samples are not yet available. Powder sample of $\text{PbNi}_2\text{V}_2\text{O}_8$ was synthesized by a solid state reaction from PbO (99.999% pure), NiO (99.99%) and V_2O_5 (99.99%). They

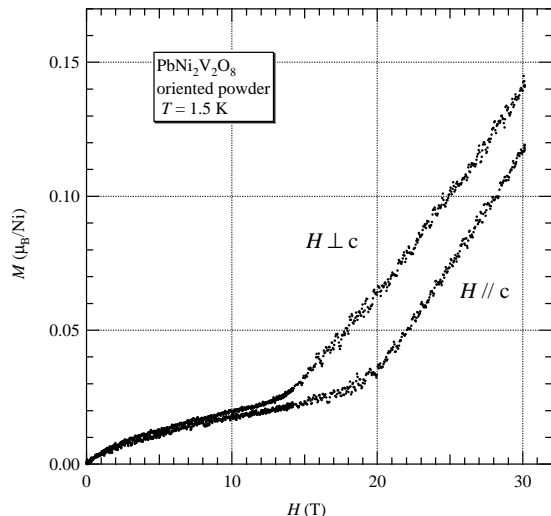


FIG. 1: Field dependence of the magnetization of the $\text{PbNi}_2\text{V}_2\text{O}_8$ powder samples.

were mixed and heated in air, firstly at 600°C and subsequently at 750°C for several days with intermittent grindings.

Powder X-ray diffraction (XRD) pattern agrees well with the calculated pattern based on the structure refined by the neutron diffraction experiments,^{19,23} and no second phase was detected. The powder was aligned by a magnetic fields (6 T) in stycast. The orientation was checked by the (004) XRD peak. The result confirmed that the c -axis aligns parallel to the magnetic fields, as is reported previously.¹⁸ In the following, we refer to magnetization measured under fields parallel to the c -axis, as M^\parallel , and to that under fields perpendicular to the c -axis, as M^\perp .

Magnetization was measured by an extraction method. Magnetic fields up to 15 T were generated by a superconducting magnet. Fields higher than 15 T were generated by a hybrid magnet at the Tsukuba Magnet Laboratory. For the measurements of magnetization as a function of magnetic fields, the fields were swept at the rate about 0.3 Tesla per minute at the temperature of 1.5 K. For the temperature-dependent measurements, magnetization was measured under constant magnetic fields.

III. RESULTS AND DISCUSSION

Fig.1 shows field dependence of the magnetization $M^\parallel(H)$ and $M^\perp(H)$ measured at $T = 1.5$ K. Both the $M^\parallel(H)$ and $M^\perp(H)$ curves steeply increase above the critical fields, $H_c^\parallel = 19$ T and $H_c^\perp = 13.5$ T, respectively. These values correspond to the critical fields at which the Haldane gap closes, and are in good agreement with the previous report obtained by the pulsed-field experi-

ments.¹⁸

Here the $M(H)$ just above H_c increases almost linearly with H . This behavior differs from the theoretical predictions, where $M(H)$ varies as proportional to $\sqrt{H - H_c}$ for axially symmetric fields ($H \parallel c$).^{24,25} One of the reason of this discrepancy can be the finite temperature effect. The $\sqrt{H - H_c}$ dependence easily becomes invisible by a slight thermal excitation, as is observed in NDMAZ.¹² Other origins can be imperfect powder orientation, that can lead axially-asymmetric fields even for $H \parallel c$. However, it is also possible that the linear $M(H)$ is intrinsic behavior of an antiferromagnetically ordered system. When the measured temperature is sufficiently low compared to the energy gap, the system promptly enters the antiferromagnetic ordered regime above H_c , as is shown below.

Fig.2(a) shows temperature dependence of the magnetization measured under fields parallel to the c -axis, $M^\parallel(T)$. For $H < H_c^\parallel = 19$ T, the $M^\parallel(T)$ curves show no anomalies. Below 5 K, $M^\parallel(T)$ have small but finite values (0.02 - $0.03\mu_B$), and these are attributed to the saturation magnetization of impurity and/or defects. For $H = 22$ T, there exists a cusp-like minimum at around $T_{\min} = 6.4$ K. With increasing fields, T_{\min} shifts to higher temperatures systematically. T_{\min} reaches to 11.5 K at $H = 30$ T, as is seen in the figure.

Fig.2(b) shows temperature dependence of the magnetization measured under fields perpendicular to the c -axis, $M^\perp(T)$. Similar to the above results, $M^\perp(T)$ also exhibits a cusp-like minimum for $H > H_c^\perp = 13.5$ T.

In both Fig.2 (a) and (b), $M(T)$ shows a sharp change in its slope at T_{\min} . Moreover, below T_{\min} , $M(T)$ increases with decreasing T showing a convex curve, as is most clearly seen in $M^\perp(T)$ at $H = 30$ T (Fig.2 (b)). Such $M(T)$ curves quite resemble those field-induced magnetic ordering of the coupled dimers TlCuCl_3 .^{2,3} In this compound, it is demonstrated that T_{\min} at which $M(T)$ has a minimum is the Néel temperature, from the neutron diffraction²⁶ and the specific heat measurements.²⁷ Similarly, such cusp-like anomalies in $M(T)$ curves are shown to be the ordering temperature in the $S = 1/2$ alternating chain $\text{Pb}_2\text{V}_3\text{O}_9$ (ref.²⁸) and the quasi-2-dimensional $\text{BaCuSi}_2\text{O}_6$ (ref.²⁹) from specific heat measurements. We hence conclude that the data shown in Fig.2 also demonstrate the occurrence of field-induced magnetic ordering with Néel temperatures around T_{\min} .

It is notable that the Haldane system NDMAZ exhibits a minimum in $M(T)$ for $H > H_c$ at temperatures much higher than T_N .^{11,30} The origin of the minimum is not yet clear, and possibly related to a crossover into the low-temperature Tomonaga-Luttinger(TL) liquid regime, as is predicted for non-interacting one-dimensional ladders.^{31,32} This is purely a one-dimensional phenomenon, and the three-dimensional ordering occurs at much lower temperatures.³² For those cases, $M(T)$ curves around T_{\min} are characterized by the relatively broad minimum and the concave curve.^{11,30,32} This is in clear contrast

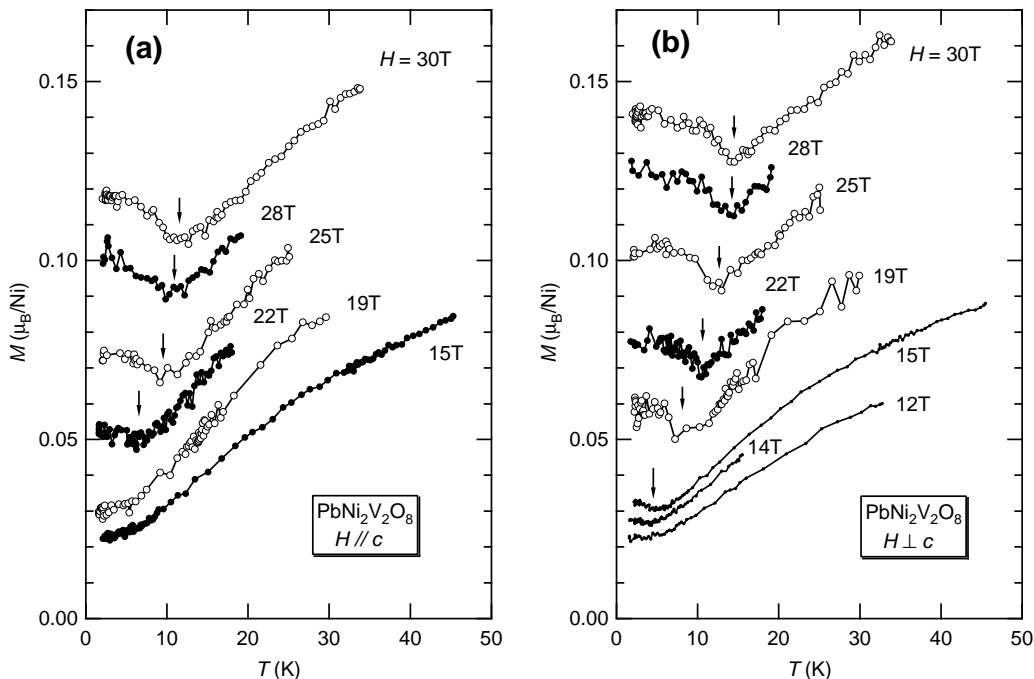


FIG. 2: Temperature dependence of the magnetization of $\text{PbNi}_2\text{V}_2\text{O}_8$ for (a) $H \parallel c$ and (b) $H \perp c$. Arrows indicate T_{\min} shown in the text.

with the cusp-like anomalies and the convex curve below T_{\min} in the present study as well as in those reported for TlCuCl_3 etc., which signals the 3-dimensional magnetic ordering. It is of course important to perform other experiments in order to verify the magnetic ordering at T_{\min} . The lack of single crystalline samples makes it difficult to measure the specific heat of this anisotropic compound. We are then planning to measure the NMR spectra at high fields.

It may be interesting to compare the ordered-state induced by fields in $\text{PbNi}_2\text{V}_2\text{O}_8$ with that induced by impurity-doping in $\text{PbNi}_{2-x}\text{Mg}_x\text{V}_2\text{O}_8$.¹⁸ It is shown that the ordered-state of the latter has inhomogeneous distribution of magnetic moment, by ESR³³ and μSR experiments.¹⁹ In addition, the impurity-induced ordered state vanishes at fields higher than $H = 4$ T, where the Haldane state with an energy gap recovers.²⁰ In contrast, ordered state observed in the present experiments shows up only above H_c . The largest value of T_{\min} in the present study is ~ 10 K for $H = 30$ T, which is much larger than the maximum value of T_N induced by Mg-doping, 3.3 K,³³ or the value of $zJ_1 \sim 0.03J \simeq 3.1\text{K}$, with z the number of nearest chains, and J the intrachain coupling.²² This fact implies that the field-induced ordering occurs via the developed antiferromagnetic-correlation along the chain, and the ordered moment induced by fields is distributed uniformly on the chain.

In Fig.3, the values of T_{\min} are plotted against the applied fields. This corresponds to the magnetic phase

diagram for $\text{PbNi}_2\text{V}_2\text{O}_8$. For both of $H \parallel c$ and $H \perp c$, T_{\min} increases with fields. It is notable that the phase boundaries for $H \parallel c$ and $H \perp c$ do not cross each other at least within the field range measured. This is in qualitative agreement with the theoretical calculation by Sakai,³⁴ the HT phase diagram calculated for a Haldane chain with negative D . Indeed, $D/J = -0.05$ is estimated for $\text{PbNi}_2\text{V}_2\text{O}_8$ from inelastic neutron scattering experiments.²² In contrast, it is reported that crossing of the phase boundaries occurs in the phase diagram of NDMAP and NDMAZ,^{10,12} and is well explained by the theoretical calculation for positive D .³⁵ Thus, $\text{PbNi}_2\text{V}_2\text{O}_8$ is the first example of field-induced order in the Haldane system with negative D .

Since the early stage of the research of the Haldane systems, its magnetic state at $H > H_c$ has been discussed theoretically in terms of the BEC picture.^{24,36} In the following, we discuss on the possible condensed state in the ordered phase. In Fig.2 (a), one can see that $M^{\parallel}(T)$ increases below T_{\min} with decreasing T . Such increase cannot be explained by a conventional mean-field theory,³⁷ which predicts almost flat $M(T)$ below the ordered temperature. Instead, this increase is successfully explained by the magnon BEC theory, as to be due to the increase of magnon number as the condensation sets in.² To apply the magnon BEC theory to our case, it is essential that the rotational symmetry around the magnetic field be conserved.² In the present case, $M^{\parallel}(T)$ holds this restriction.

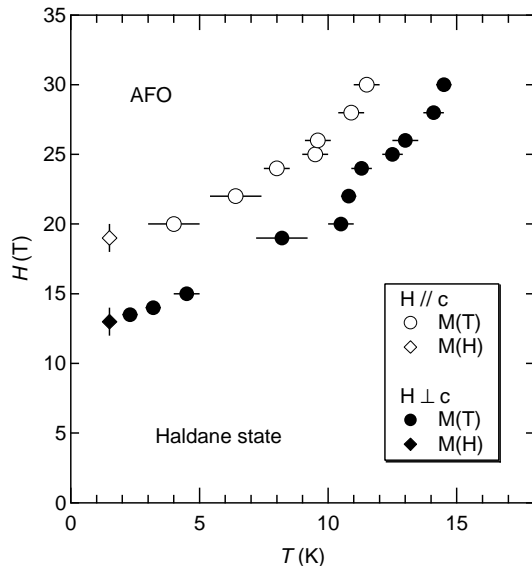


FIG. 3: Magnetic phase diagram of $\text{PbNi}_2\text{V}_2\text{O}_8$ suggested from the present experiments (symbols). ‘AFO’ and ‘Haldane-state’ represent the antiferromagnetically ordered state and the nonmagnetic spin-singlet state with a Haldane-gap, respectively. Open symbols represent the data for $H \parallel c$, and filled ones are for $H \perp c$. Circles indicate T_{\min} determined from the $M(T)$ curves, while diamonds indicate H_c estimated from the $M(H)$ curves.

It is rather surprising that the $M^\perp(T)$ also increases below T_{\min} as is seen in Fig.2(b). Here H is applied perpendicularly to D , thereby the rotational symmetry of the Hamiltonian around H is broken. In such cases, magnon BEC picture is not assured because the number of bosons is not conserved.² In fact, the $M^\perp(T)$ of NDMAP does not increase below T_N but becomes flat against T .^{11,30} Such behavior is consistent with the Ising-like antiferromagnet that is predicted to develop for $H \perp D$.³⁵ For the present system, the similarity of $M^\perp(T)$ and $M^\parallel(T)$ may be due to the relatively small D ($D/J = -0.05$). This point should be studied more carefully.

It should be remarked, however, that the BEC picture requires some rigorous conditions. First, the concentration of magnons must be enough dilute.² In fact, experiments on KCuCl_3 , isostructural of TlCuCl_3 , showed that

the $M(T)$ curve becomes flat below T_N for fields well above H_c .³⁸ This behavior implies that for this dense magnon condition, mean field approximation is a better description. The BEC picture should hence be applied only for the region $H - H_c \sim 0$. Moreover, it is recently argued that some anisotropic interactions arising from spin-orbit coupling like the Dzyaloshinsky-Moriya (DM) interaction and/or the staggered g effect can be qualitatively modify the BEC description, even if the interactions are very weak.^{39,40} Recent ESR measurements on TlCuCl_3 have indeed suggested the existence of such interactions.⁴¹ For the present case, the screw-like crystal structure of $\text{PbNi}_2\text{V}_2\text{O}_8$ may cause the DM interaction, as is suggested to explain the weak-ferromagnetism in the isostructural $\text{SrNi}_2\text{V}_2\text{O}_8$.²²

IV. CONCLUSIONS

We have observed cusp-like anomaly at T_{\min} in the $M(T)$ curves for $H > H_c$. The value of T_{\min} increases with applied fields. These observations suggest the evolution of field-induced magnetic ordering in the Haldane chain system $\text{PbNi}_2\text{V}_2\text{O}_8$. Magnetic phase diagram of this system up to 30 T is presented. The phase boundaries for $H \parallel c$ and $H \perp c$ do not cross each other, in qualitative agreement with the HT phase diagram calculated theoretically for a Haldane system with $D < 0$.³⁴

In the ordered phase, it is revealed that the magnetizations increase with decreasing T and the $M(T)$ have a convex curve for both the directions $H \parallel c$ and $H \perp c$. These features may support that the magnon Bose-Einstein condensation picture can be applicable as an approximation for Haldane gap systems at least for $H \parallel c$. However, possible anisotropic effects including the Dzyaloshinsky-Moriya interaction can modify the description of the ordered state significantly.

Acknowledgments

N.T. gratefully acknowledges M. Hagiwara, A. Oosawa, M. Hase, and H. Kageyama for fruitful discussions. He also thanks T. Waki and K. Yoshimura for informing their results, and K. Hashi and H. Shinagawa for the help of field-oriented sample preparation.

¹ T.M. Rice, Science **298**, 760 (2002).

² T. Nikuni, M. Oshikawa, A. Oosawa and H. Tanaka, Phys. Rev. Lett. **84**, 5868 (2000).

³ A. Oosawa, M. Ishii and H. Tanaka, J. Phys.: Condens. Matt. **11**, 265 (1999).

⁴ K. Kodama, M. Takigawa, M. Horvatić, C. Berthier, H. Kageyama, Y. Ueda, S. Miyahara, F. Becca and F. Mila,

Science **298**, 395 (2002).

⁵ J.P. Renard, M. Verdaguer, L.P. Regnault, W.A.C. Erkelens, J. Rossat-Mignod and W.G. Stirling, Europhys. Lett. **3**, 945 (1987).

⁶ T. Kobayashi, Y. Tabuchi, K. Amaya, Y. Ajiro, T. Yosida and M. Date, J. Phys. Soc. Jpn. **61**, 1772 (1992).

⁷ M. Chiba, Y. Ajiro, H. Kikuchi, T. Kubo, and T. Mori-

- moto, Phys. Rev. B **44**, R2838 (1991).
- ⁸ N. Fujiwara, T. Goto, S. Maegawa, and T. Kohmoto, Phys. Rev. B **47**, 11860 (1993).
- ⁹ Z. Honda, K. Katsumata, H. Aruga Katori, K. Yamada, T. Ohishi, T. Manabe, and M. Yamashita, J. Phys.: Condens. Matt. **9**, L83 (1997).
- ¹⁰ Z. Honda, H. Asakawa and K. Katsumata, Phys. Rev. Lett. **81**, 2566 (1998).
- ¹¹ Z. Honda, K. Katsumata, Y. Nishiyama, and I. Harada, Phys. Rev. B **63**, 064420 (2001).
- ¹² T. C. Kobayashi, H. Tatewaki, A. Koda, K. Amaya, Y. Narumi, K. Kindo, N. Aizawa, T. Ishii, and M. Yamashita, J. Phys. Soc. Jpn. **70**, 813 (2001).
- ¹³ Y. Chen, Z. Honda, A. Zheludev, C. Broholm, K. Katsumata, and S.M. Shapiro, Phys. Rev. Lett. **86**, 1618 (2001).
- ¹⁴ A. Zheludev, Z. Honda, K. Katsumata, R. Feyerherm, and K. Prokes, Europhys. Lett. **55**, 868 (2001).
- ¹⁵ M. Hagiwara, Z. Honda, K. Katsumata, A.K. Kolezhuk, and H.-J. Mikeska, Phys. Rev. Lett. **91**, 177601 (2003).
- ¹⁶ A. Zheludev, Z. Honda, C.L. Broholm, K. Katsumata, S.M. Shapiro, A. Kolezhuk, S. Park, and Y. Qiu, Phys. Rev. B **68**, 134438 (2003).
- ¹⁷ A. Zheludev, Appl. Phys. A **74**, Suppl., S1 (2002).
- ¹⁸ Y. Uchiyama, Y. Sasago, I. Tsukada, K. Uchinokura, A. Zheludev, T. Hayashi, N. Miura, and P. Böni, Phys. Rev. Lett. **83**, 632 (1999).
- ¹⁹ A. Lappas, V. Alexandrakis, J. Giapintzakis, V. Pomjakushin, K. Prassides, and A. Schenck, Phys. Rev. B **66**, 014428 (2002).
- ²⁰ T. Masuda, K. Uchinokura, T. Hayashi, and N. Miura, Phys. Rev. B **66**, 174416 (2002).
- ²¹ T. Sakai and M. Takahashi, Phys. Rev. B **42**, 4537 (1990).
- ²² A. Zheludev, T. Masuda, I. Tsukada, Y. Uchiyama, K. Uchinokura, P. Böni, and S.-H. Lee, Phys. Rev. B **62**, 8921 (2000).
- ²³ The powder x-ray diffraction pattern was calculated based on the parameters listed in ref.¹⁹, but the occupancy of 1.0 for the *8a* site (Pb site) was employed.
- ²⁴ I. Affleck, Phys. Rev. B **43**, 3215 (1991).
- ²⁵ M. Takahashi and T. Sakai, J. Phys. Soc. Jpn. **60**, 760 (1991).
- ²⁶ H. Tanaka, A. Oosawa, T. Kato, H. Uekusa, Y. Ohashi, K. Kakurai and A. Hoser, J. Phys. Soc. Jpn. **70**, 939 (2001).
- ²⁷ A. Oosawa, H. Aruga Katori, and H. Tanaka, Phys. Rev. B **63**, 134416 (2001).
- ²⁸ T. Waki, Y. Morimoto, C. Michioka, M. Kato, H. Kageyama, K. Yoshimura, S. Nakatsuji, O. Sakai, Y. Maeno, H. Mitamura, and T. Goto, J. Phys. Soc. Jpn. **73**, 3435 (2004).
- ²⁹ M. Jaime, V.F. Correa, N. Harrison, C.D. Batista, N. Kawashima, Y. Kazuma, G.A. Jorge, R. Stern, I. Heinmaa, S.A. Zvyagin, Y. Sasago, and K. Uchinokura, Phys. Rev. Lett. **93**, 087203 (2004).
- ³⁰ Z. Honda and K. Katsumata, J. Appl. Phys. **89**, 7338 (2001).
- ³¹ X. Wang and L. Yu, Phys. Rev. Lett. **84**, 5399 (2000).
- ³² S. Wessel, M. Olshanii, and S. Haas, Phys. Rev. Lett. **87**, 206407 (2001).
- ³³ A.I. Smirnov, V.N. Glazkov, H.-A. Krug von Nidda, A. Loidl, L.N. Demianets, and A.Ya. Shapiro, Phys. Rev. B **65**, 174422 (2002).
- ³⁴ T. Sakai, J. Appl. Phys. **89**, 7195 (2001).
- ³⁵ T. Sakai, Phys. Rev. B **62**, R9240 (2000).
- ³⁶ E.S. Sørensen and I. Affleck, Phys. Rev. Lett. **71**, 1633 (1993).
- ³⁷ M. Tachiki and T. Yamada, J. Phys. Soc. Jpn. **28**, 1413 (1970)., *ibid.* Suppl. Prog. Theor. Phys. **46**, 291 (1970).
- ³⁸ A. Oosawa, T. Takamasu, K. Tatani, H. Abe, N. Tsujii, O. Suzuki, H. Tanaka, G. Kido and K. Kindo, Phys. Rev. B **66**, 104405 (2002).
- ³⁹ J. Sirker, A. Weisse, and O.P. Sushkov, Europhys. Lett. **68**, 275 (2004).
- ⁴⁰ J. Sirker, A. Weisse, and O.P. Sushkov, condmat/0409530, (2004).
- ⁴¹ V.N. Glazkov, A.I. Smirnov, H. Tanaka, and A. Oosawa, Phys. Rev. B **69**, 184410 (2004).