

Electrostatic interface tuning in correlated superconducting heterostructures

Natalia Pavlenko and Thilo Kopp

Institute of Physics, University of Augsburg, 86135 Augsburg, Germany

An electrostatic field, which is applied to a gated high-temperature superconducting (HTSC) film, is believed to affect the film similar to charge doping. Analyzing the pairing in terms of a t - J model, we show that a coupling to electric dipoles and phonons at the interface of film and dielectric gate localizes the injected charge and leads to a superconductor-insulator transition. This results in a dramatic modification of the doping dependent phase diagram close to and above the optimal doping which is expected to shed light on recent electric field-effect experiments with HTSC cuprates.

PACS numbers: 74.81.-g, 74.78.-w, 73.20.-r, 73.20.Mf

I. INTRODUCTION

Interface physics of strongly correlated oxides is a rapidly developing branch of materials science. In heterostructures of ultrathin correlated oxide films, charge and spin states are reconstructed at the interfaces and hence affect the electronic properties of the entire system^{1,2}. This interface-controlled behavior provides new opportunities for oxide-film electronics, where a powerful tool for tuning the heterostructure properties is the electric field^{1,3}. In high-temperature superconducting oxides, electric fields can be used to switch between superconducting and insulating states by electrostatically tuning the free carrier density^{4,5}. In contrast to chemical doping, where the modifications in the doping level are inevitably related to changes in chemical bonding and microstructure, the field-effect experiments are expected to only modify charge, keeping the microstructure fixed.

In superconducting field-effect transistors (SuFET's), an electric field is applied to a dielectric gate and sweeps charge carriers into a HTSC-film in the drain-source channel. The gate polarization attracts the injected carriers at the gate/film-interface. It thereby creates an accumulation region with a shifted local T_c which, for a nm-thick film, should result in a tuning of the global T_c . With the assumption of a fixed interface microstructure, the field-induced T_c shift should be fully determined by the electric field doping. However, whereas in underdoped HTSC cuprate films the observed T_c shift is about 5–18 K, in the overdoped films T_c is not substantially changed by the field^{4,5}. This striking doping dependence is usually explained in terms of a Thomas-Fermi screening length λ_{TF} which suggests a stronger exponential decay of accumulated charge inside the overdoped films with higher total carrier density. However, in anisotropic systems, the quantum mechanically determined spread of the charge from the interface is greater and decays slower, in distinction to the classical Thomas-Fermi approach⁶. As the cuprate films contain CuO_2 -planes with an interplanar distance ~ 1 nm, only a particular amount of injected charge is accumulated in the first plane at the interface, and the rest is redistributed in the 2–4 nearest planes⁷. In these multilayers, the charge confinement to the first plane increases for higher total

charge densities in the film⁷. Consequently, in the underdoped cuprate film, despite larger λ_{TF} , the low carrier density results in $\sim 80\%$ of confined charge (mechanisms to achieve stronger confinement have been studied in Ref. 8). In the overdoped film, about 100% of the injected charge is confined⁷. As in both cases the calculated field-accumulated charge densities are roughly equal, one should expect similar shifts of T_c both in the under- and overdoped films. This similarity implies that without consideration of the microscopic processes at the gate/film interface, the field doping alone cannot satisfactorily explain the doping dependences of the T_c shift.

In a typical SuFET, the strong modulation of injected carriers requires a gate polarization in the range 10–30 $\mu\text{C}/\text{cm}^2$. To achieve this polarization, one uses gates with dielectric constant ϵ in the range 20–100, fabricated from complex perovskite transition metal oxides like SrTiO_3 (STO). Here, extensive studies⁹ show that a fundamental property is the hybridization of oxygen (O) p - and transition metal (Ti) d -orbitals caused by the Ti–O-displacements. The Coulomb interaction V_{pd} of a small amount of injected holes with the hybridized p - d electrons in the insulating gate remains almost unscreened, $V_{pd} \sim 1$ –2 eV—the spatial distance between the nearest interface unit cells of gate and film is about 2.5–5 Å. Moreover, the holes strongly interact with optical TiO-phonons which polarize the interface. These excitation processes at the interface can possibly lead to charge localization. A further reason for interface charge trapping can be an increased disorder at the cuprate/STO-interface which can lead to Anderson localization. In fact, interface localization is experimentally supported by a hysteresis of the normal state resistance and by the voltage dependence of the hole mobility in HTSC/STO-heterostructures^{4,10}. There are also clear experimental indications that in organic field effect transistors, where a similar mechanism of the electric field effect applies, the carrier mobility decreases with increasing ϵ .¹¹

As a step towards an understanding of the cooperative interface phenomena in correlated oxides, we present a theoretical study of field-doped heterostructures, whereby we focus on two key aspects: (i) the interaction of the injected charge carriers with p - d -electrons in the dielectric gate, and (ii) the coupling of carriers to

dynamical lattice distortions. We find that these processes at the gate/film interface result in dramatic modifications of the superconducting state with increasing field-induced carrier density.

II. MICROSCOPIC SCHEME OF THE ELECTRIC FIELD EFFECT

To analyze the field dependence of the p - d hybridization at the gate interface, we introduce a model on a 2D-square lattice containing N_{\perp} sites, where each site corresponds to a perovskite unit cell. In each O_6 -octahedron of the i -th cell we consider a single TiO ionic group with a dynamical covalent bond along the field direction perpendicular to the gate/film-interface (shown in Fig. 1). In this TiO group, we include only two states (p and d) expressed by the operators $d_i^{\dagger}(d_i)$ and $p_i^{\dagger}(p_i)$ which obey the one-electron constraint $d_i^{\dagger}d_i + p_i^{\dagger}p_i = 1$. In a SuFET, the gate electric field ε_g affects the p - d -electron transfer:

$$H_{pd} = \frac{1}{2}\Delta_{pd}^0 \sum_i (d_i^{\dagger}d_i - p_i^{\dagger}p_i) + E_{pd} \sum_i (p_i^{\dagger}d_i + d_i^{\dagger}p_i). \quad (1)$$

The energy gap Δ_{pd}^0 is about 3 eV in perovskite dielectric states, but decreases down to 1.5 eV in ferroelectric films due to modifications of surface electronic states¹⁴. The electrostatic interaction $E_{pd} = \varepsilon_g d_{pd}$ of the gate field with the dipole moment, $d_{pd} = er_{pd}$, of the electron transfer increases the p - d level splitting and thus tends to localize the TiO-electron. Here e is the electron charge and $r_{pd} \approx 2 \text{ \AA}$ is the Ti-O distance. The energy gap Δ_{pd}^0 in (1) refers to $\varepsilon_g = 0$. In a nonzero electric field, which induces a polarization $P_{\varepsilon} \sim \varepsilon_g$, the field-dependent TiO-distortions $u_i \sim P_{\varepsilon}$ imply $\Delta_{pd}^{\varepsilon} = \Delta_{pd}^0 + \chi_{\varepsilon}u_i$. The field effect can be taken into account via the expansion of $\Delta_{pd}^{\varepsilon}$ in powers of P_{ε} : $\Delta_{pd}^{\varepsilon} = \Delta_{pd}^0(P_S^0 + \frac{\partial P_S^0}{\partial \varepsilon_g}\varepsilon_g)$, which determines the "susceptibility" $\chi_{\varepsilon} \sim \frac{\partial \Delta_{pd}^0}{\partial P_S^0} \frac{\partial P_S^0}{\partial \varepsilon_g}$. In thin STO films, the high concentration of oxygen vacancies leads to local polar regions and to a quasistatic polarization $P_S^0 \neq 0$.¹² The additional, maximal electric field-induced polarization is comparable to P_S^0 and the influence of ε_g on P_S is relatively weak compared to the effect produced by the polar regions. Therefore, for the considered range of $\varepsilon_g < 10^6 \text{ V/cm}$, we have $\chi_{\varepsilon}\varepsilon_g \ll P_S^0$ and consequently we take $\Delta_{pd}^{\varepsilon} = \Delta_{pd}^0$ in (1).

Furthermore, we assume that the barrier for a p - d -transfer (described by the second term in (1)) is modified by the interface coupling to the carriers in the superconducting film

$$H_{exc} = V_{pd} \sum_{i\sigma} (1 - n_{i\sigma})(p_i^{\dagger}d_i + d_i^{\dagger}p_i). \quad (2)$$

We consider in (2) the coupling with holes, where $n_{i\sigma}$ is the electron number operator with spin σ , and $n_i =$

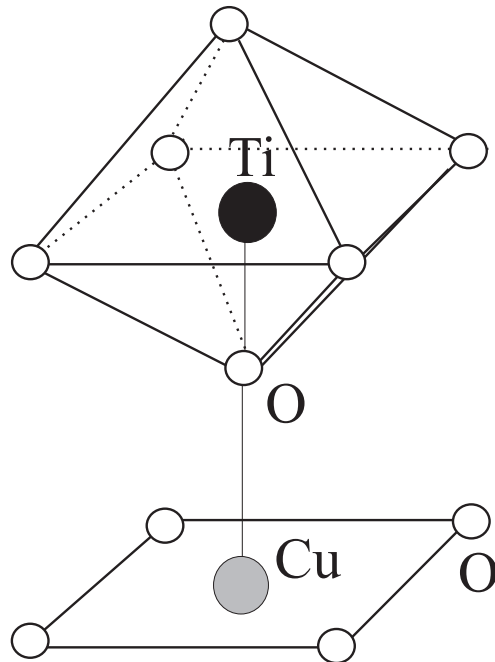


FIG. 1: Schematic presentation of a possible interface bonding in HTSC/STO heterostructure. The TiO group of TiO₆-octahedron which is directed perpendicular to the interface, is bonded to the Cu²⁺ ion of the interface CuO₂-plane of the cuprate superconducting film.

$\sum_{\sigma} n_{i\sigma}$. The mechanism (2) can lead to a local effective attraction between the injected carriers, which has recently been analyzed for weak-coupling s -wave superconductors¹⁵.

The role of the TiO-distortions is more subtle. As shown in Ref. 16, the coupling of the injected charge to a static displacement only shifts the chemical potential in the film. Consequently, we neglect the coupling to static distortions and we focus instead on dynamical TiO-displacements. We are interested in the coupling to the low-energy soft TO₁-mode, the polar component of which is hardened up to 50–80 cm⁻¹ at low T in STO thin films in electric fields¹². Also, we consider higher-energy polar phonons like the TO₂- (170 cm⁻¹) or the TO₄-mode (545 cm⁻¹). At the gate/film-interface, such TiO-displacements are coupled to the holes in the film

$$H_{pol} = \hbar\omega_{TO} \sum_i b_i^{\dagger}b_i - \gamma_0 \sum_i (1 - n_i)(b_i^{\dagger} + b_i), \quad (3)$$

where the phonon operators $b_i^{\dagger}(b_i)$ refer to a particular TiO-mode of energy ω_{TO} , $\gamma_0 = \sqrt{\hbar\omega_{TO}E_p}$ is the hole-phonon coupling, and E_p is the polaron binding energy.

In the superconducting film, we focus only on the first plane (ideal confinement) without detailed analysis of the interplanar charge redistribution. We treat the film in terms of a 2D-Hubbard model which contains on-site correlations with a nearest and next-nearest tight-binding

dispersion $\varepsilon_{\mathbf{k}} = -2t(\cos k_x + \cos k_y) - 4t' \cos k_x \cos k_y$:

$$H_{\text{film}} = \sum_{\mathbf{k}\sigma} \varepsilon_{\mathbf{k}} c_{\mathbf{k}\sigma}^\dagger c_{\mathbf{k}\sigma} + U \sum_i n_{i\uparrow} n_{i\downarrow}, \quad (4)$$

where $c_{\mathbf{k}\sigma}^\dagger$ are electron creation operators. We choose the typical values $t'/t = -0.3$ and $U = 8t$. For the doped Cu $3d$ band, the effective Hamiltonian (4) describes the motion of hole singlets through the lattice of Cu^{2+} -ions in CuO_2 -planes. These spin singlets are formed by the Cu hole and the O hole of the O-plaquette which is hybridized with the d -states of Cu^{2+} ions.¹³

The combined model (1)–(4) now presents a field-driven two-layer interface system in which the strongly correlated charge carriers in the film are coupled to TiO-excitons and to phonon states of the gate. Fig. 1 shows a possible bonding at a CuO_2/STO -interface. Here the oxygen ion is located between Ti^{4+} and Cu^{2+} forming a TiO-Cu bond with the shortest distance between Cu (film) and O (STO-gate) as compared to other possible chemical bonding configurations which can appear in HTSC/STO-heterostructures. The coupling (2)–(3) between the Cu holes and TiO-excitations results in a renormalization of the CuO-hybridization amplitude t_{CuO} in the planar CuO-squares and, consequently, in a renormalization of the effective hole hopping parameters $t = t_{\text{CuO}}^2/\varepsilon_p^O$ (ε_p^O is the energy of the planar O p -state) and t' . In addition, in the configuration shown in Fig. 1 we also obtain an attractive correction to the one-site repulsion U . To analyze the resulting electronic parameters in the film, we first derive an effective Hubbard model by tracing over phonon and exciton degrees of freedom and subsequently we map this system onto a t - J -model with an effective spin exchange energy $J_{\text{eff}} = 4t_{\text{eff}}^2/U_{\text{eff}}$.

III. COOPERATIVE p - d -EXCITON & POLARON EFFECT

We investigate first the TiO hybridization (1)–(2). To eliminate first order coupling terms in V_{pd} , we apply the unitary transformation $U_{\text{exc}} = \exp[-\zeta_{pd} \sum_{i\sigma} s_i^y n_{i\sigma}]$ to $H_{pd} + H_{\text{exc}} + H_{\text{film}}$ with $s_i^y = i(d_i^\dagger p_i - p_i^\dagger d_i)$, $\zeta_{pd} = V_{pd} \Delta_{pd}^0 / 4(\Delta_{pd}^2 + 2V_{pd} E_{pd})$ and $\Delta_{pd} = \sqrt{E_{pd}^2 + (\Delta_{pd}^0/2)^2}$. Averaging the obtained expansion over p - d -exciton states, we find a reduction of the electron hopping parameters t and t' by the factor $\xi_{pd} = \cos^2 \zeta_{pd}$. For the considered range of V_{pd} , the attractive corrections ΔU_{pd} to U are small, $\Delta U_{pd}/U \sim -0.2$, and result in a maximal increase of $J_{\text{eff}}/J \sim 1.07$. Consequently, in distinction to weak-coupling superconductors¹⁵, this contribution of the p - d transfer to the increase of T_c is insignificant. In contrast, a pronounced renormalization of J_{eff} originates from the kinetic term $t_{\text{eff}} = t\xi_{pd}$. For $V_{pd}/\Delta_{pd}^0 \sim 1$, we find that t_{eff}/t can be reduced by ξ_{pd} down to ~ 0.7 . On the other hand, the application of an electric field enhances the exciton factor $\xi_{pd} \rightarrow 1$ and hence counteracts

polaron localization. This may cause a field-tuned delocalization of holes in the film when we take into account both, p - d -transfer and TiO-phonons.

The electron-phonon coupling in H_{pol} results in a polaron effect at the gate/film-interface. With the soft phonon mode, the typical values for the interface coupling $\gamma_0 \sim 0.01$ – 0.1 eV imply large polaronic energies $E_p/\hbar\omega_{\text{TO}} \sim 0.1$ – 5 , where the TiO-mode energy $\hbar\omega_{\text{TO}}/t \sim 10^{-2}$ – 10^{-1} ($t \approx 0.25$ eV) can be close to the adiabatic limit. To diagonalize (3), we apply a variational Lang-Firsov transformation $U_{\text{pol}}(u_i, \alpha, \eta)$ ¹⁷. The variational parameter η describes the strength of the polaron effect, u_i presents interface static distortions, and α allows for anharmonic excitations. We assume homogeneity in the low-temperature state of the doped film and therefore replaced the site-dependent parameters by their averages: $u_i = u$, $N_\perp^{-1} \sum_{i\sigma} \langle n_{i\sigma} \rangle = 1 - x$. In the electronic Hamiltonian H_{film} , the hopping energies t and t' are reduced by the polaron band narrowing factor $\xi_{\text{pol}}(\eta) = \exp[-\eta^2 \tau E_p / \hbar\omega_{\text{TO}} \coth \frac{1}{2} \beta \hbar\omega_{\text{TO}}]$ where $\tau = \exp(-4\alpha)$. The parameters u , η , and τ are determined by minimization of $\langle U_{\text{pol}}^\dagger (H_{\text{pol}} + H_{\text{film}}) U_{\text{pol}} \rangle$, which is averaged over the phonon vacuum^{17,18}. In particular, for η we have the following self-consistent equation:

$$\eta = 1 / [1 - (\tau / \hbar\omega_{\text{TO}}) e_K(x) \xi_{pd} \xi_{\text{pol}}], \quad (5)$$

where $e_K(x) \approx -2(t + t')(1 - x)$ is obtained from the average kinetic energy in H_{film} , which controls the dependence of η on x . For low x , the contribution of e_K to the denominator in (5) is significant which results in small η and weak polaron band narrowing $\xi_{\text{pol}}(\eta)$. On the other hand, when the hole-phonon coupling is strong and x increases, η approaches 1, which leads to a localization of holes. This signifies that the reduced kinetic energy at sufficient concentration of holes triggers the polaronic localization transition¹⁸. Consequently, the exchange energy J_{eff} which is controlled by $t_{\text{eff}} = t\xi_{pd}\xi_{\text{pol}}$, is drastically suppressed (Fig. 2). For the soft TiO-mode (Fig. 2(a)), a suppression of J_{eff} is obtained for $E_p/t > 1$

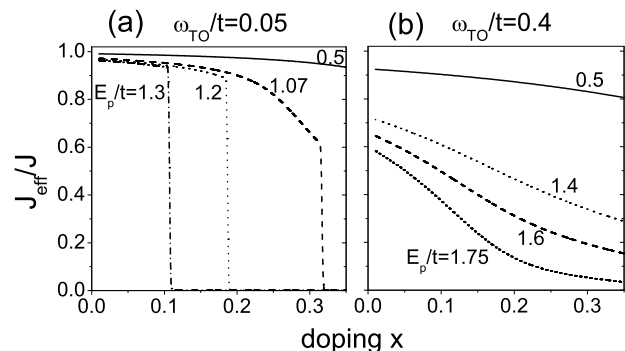


FIG. 2: Effective exchange energy J_{eff} vs hole doping x for $\Delta_{pd}/4t = 3.0$, $V_{pd}/4t = 0.5$, $\varepsilon_g = 0$, and different polaron energies E_p (in units of t) in the case of coupling to (a) a soft mode $\hbar\omega_{\text{TO}}/t = 0.05$; (b) a high-energy mode $\hbar\omega_{\text{TO}}/t = 0.4$.

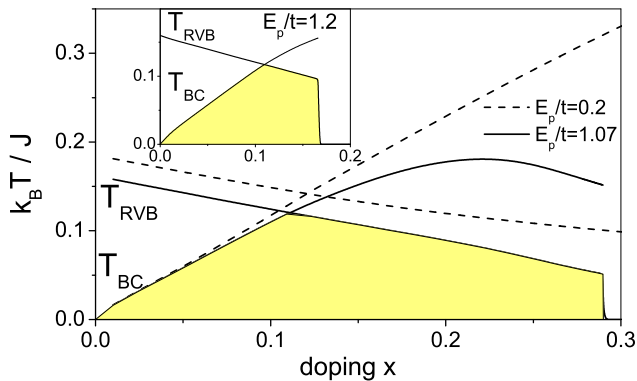


FIG. 3: Phase diagram for d -wave superconductivity (shaded area) for three distinct polaron energies. Here $J/t = 0.5$, $V_{pd}/4t = 1.0$, $\Delta_{pd}^0/4t = 3.0$, and $\hbar\omega_{TO}/t = 0.05$.

in the relevant range $x < 0.3$. Coupling instead to the high-energy mode (Fig. 2(b)) increases the minimal values of E_p required for the localization, and therefore the suppression of J_{eff} is substantially weaker.

IV. SUPERCONDUCTIVITY IN THE FILM

For our considerations it is important that for all widely discussed concepts of high- T_c superconductivity, a suppression of J_{eff} is feasible due to the loss of the kinetic energy by interface localization. This suppression may in fact result in lower pseudogap temperature $T^* \sim J_{\text{eff}}$ and critical temperature T_c . In order to relate our findings to a distinct model, we approach the superconductivity in the strongly correlated electronic system within a slave-boson approach¹⁹. In this scheme spin-carrying fermions $f_{i\sigma}$ and spinless bosons h_i are introduced through $c_{i\sigma} = f_{i\sigma}^\dagger h_i$ whereby the constraint $\sum_{\sigma} f_{i\sigma}^\dagger f_{i\sigma} + h_i^\dagger h_i = 1$ is to be enforced. We consider the pairing $\Delta_{ij} = (3J_{\text{eff}}/4) \sum_{\sigma} \langle f_{i\sigma} f_{j\bar{\sigma}} - f_{i\bar{\sigma}} f_{j\sigma} \rangle$, bond $\chi_{ij} = (3J_{\text{eff}}/4) \sum_{\sigma} \langle f_{i\sigma}^\dagger f_{j\sigma} \rangle$ and boson condensation $\kappa = \langle h_i \rangle^2$ order parameters. With the mean-field factorization of the t - J Hamiltonian, focusing on the uniform solutions $\Delta_{ij} = (-1)^{i_y + j_y} \Delta_d$, $\chi_{ij} = \chi$, we obtain a free energy, which is to be minimized with respect to Δ_d , χ , κ . The system of selfconsistent equations for the order parameters has been solved numerically. The pairing amplitude Δ_d determines the temperature T_{RVB} , whereas the boson temperature T_{BC} has been estimated according to^{19,20} from the kinetic energy of the boson pairs assuming a weak $t_{\perp}/t = 10^{-4}$ interplanar coupling in the film. The results are shown in the form of (T, x) -phase diagrams in Fig. 3 for different values of the polaron energy E_p , where T_c corresponds to the lowest temperature among T_{RVB} and T_{BC} . In Fig. 3, the gate field is $\varepsilon_g = 0$, and the standard phase diagrams are modified essentially due to the interface coupling with the soft mode. Here, at low doping $x < 0.12$, the superconducting region is lim-

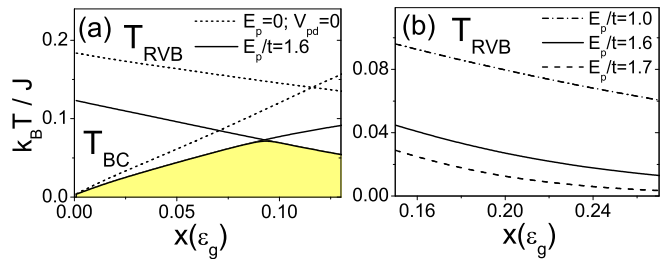


FIG. 4: Field-dependent doping $x(\varepsilon_g)$ raised from initial values (a) $x_0 = 0$ and (b) $x_0 = 0.15$: phase diagrams for d -wave superconductivity for different polaronic energies E_p ; $V_{pd}/4t = 1$, $\Delta_{pd}^0/4t = 3$, and $\hbar\omega_{TO}/t = 0.4$.

ited by T_{BC} , and for larger x by T_{RVB} . The increase of the polaron energy E_p first affects the overdoped region where the right boundary of the superconducting phase is shifted from $x_m \approx 0.3$ to 0.17 as E_p/t increases to 1.2. With a further increase of E_p , the collapse of T_{RVB} limits the superconducting state also in the underdoped region: the maximally achievable doping, x_m , for superconductivity to prevail is $x_m = 0.1$ for $E_p/t = 1.3$, already below “optimal doping”. This is in striking contrast to the classical HTSC-behavior where T_c , after approaching its maximum at optimal doping, smoothly decreases to 0 as $x \rightarrow 0.3$. Finally, with $E_p/t > 1.4$, the superconducting region disappears due to the suppression of pairing by the soft-mode excitations in the gate. Note that for a film containing more than one superconducting plane, the suppression of pairing is incomplete²¹.

For the field tuned heterostructures, field-dependent phase diagrams are required. Fig. 4 shows the evolution of such a phase diagram with the increase of the interface polaron energy E_p . The hole doping $x(\varepsilon_g)$ measures the density of holes injected by ε_g into the film which is initially in the insulating ($x_0 = 0$, Fig. 4(a)) or in the superconducting ($x_0 = 0.15$, Fig. 4(b)) state. Here, $x(\varepsilon_g) = Q/N_{\perp}$ with the charge $Q = CV$, the dielectric capacitance $C = \epsilon_0 \epsilon N_{\perp} a^2/d$, the lattice constant a , the thickness of the dielectric film d , and the bias voltage $V = \varepsilon_g d$. For $x_0 = 0$, the maximally achievable field $\varepsilon_g \approx 10^6$ V/cm for a gate with $\epsilon = 100$ allows to attain a doping of $x \approx 0.13$, which still is in the underdoped range (Fig. 4(a)). The decrease of J_{eff} for larger E_p leads to the suppression of both T_{BC} and T_{RVB} . These temperatures also remain strongly dependent on ε_g . In contrast, for $x_0 = 0.15$, when doping $x(\varepsilon_g)$ is raised into the overdoped range, the increase of the polaron energy E_p not merely suppresses T_{RVB} (which limits the superconducting region), but also reduces the slope of T_{RVB} with respect to $x(\varepsilon_g)$. The latter effect results in a decrease of the T_c shift, $\Delta T_c = T_{\text{RVB}}(x_0 + \Delta x(\varepsilon_g)) - T_{\text{RVB}}(x_0)$, where the field ε_g injects the hole density $\Delta x = 0.03$ into the film. The corresponding shifts are presented in Fig. 5 and show a strong decrease of ΔT_c for $E_p/t > 1.2$ in the overdoped range, whereas in the underdoped films ΔT_c decreases but remains finite. This result supports

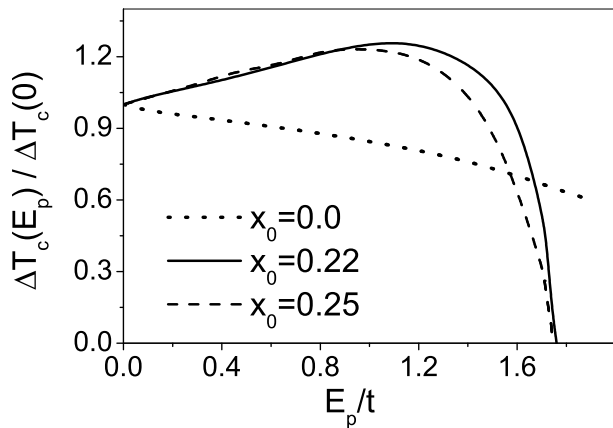


FIG. 5: Field-induced shift ΔT_c vs E_p scaled by $\Delta T_c(E_p = 0)$. Here $V_{pd}/4t = 1$, $\Delta_{pd}^0/4t = 3$, and $\hbar\omega_{TO}/t = 0.4$.

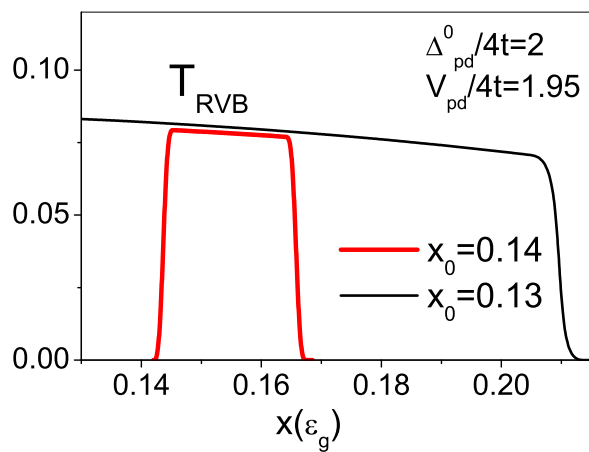


FIG. 6: Reentrant behavior of T_{RVB} for $E_p/t = 1.0$ and $\hbar\omega_{TO}/t = 0.05$.

the surprising fact that the field does not substantially change T_c in the overdoped films.

The hole localization, which is also supported by experiments¹⁰, presents a serious challenge to current attempts to induce superconductivity in the strongly correlated films. However, a possible recipe how to delocalize the holes follows from the analysis of the coupling be-

tween the CuO hole and $p-d$ -TiO exciton. It was noted before that ε_g increases the exciton factor ξ_{pd} and enhances the hole motion for sufficiently large exciton-hole interaction V_{pd} . To analyze this effect, we investigate the region $x_0 = 0.13$ – 0.14 close to the transition into the localized state where superconductivity is already suppressed, and then apply the field. Due to the enhancement of t_{eff} by $\xi_{pd}(\varepsilon_g)$, for $x_0 = 0.14$ we find a reentrant transition (Fig. 6) into the superconducting state. With the injection of more holes by ε_g , the kinetic term in (5) is reduced which leads to a second suppression of superconductivity at $x \approx 0.17$. For $V_{pd} \approx \Delta_{pd}^0$, the reentrant superconductivity is stable in a very narrow doping range (see Fig. 6). For $V_{pd} > \Delta_{pd}^0$, this range rapidly extends over the full overdoped regime $x \leq 0.3$. Such a strong V_{pd} , required for the hole delocalization, can be obtained in designed heterostructures with the holes in close proximity to the $p-d$ TiO-orbitals where Cu-states share an apical oxygen with the adjacent Ti as shown in Fig. 1. Alternatively, we propose to use multilayered cuprates with 3–5 CuO₂-planes in a unit cell to delocalize the holes. Due to the small interplanar distance of ~ 3.2 Å in some compounds, the polaron-suppressed hopping in the interface plane is in turn enhanced by the interplanar coupling to the subsequent planes.

We found that the cooperative effect of interface hybridization and lattice dynamics in strongly correlated superconducting heterostructures is of crucial importance to their superconducting properties. The interface-caused suppression of T_c for higher doping is a possible explanation of the differences in the electric field effect in overdoped and underdoped SuFETs⁴. The highly non-trivial behavior of T_c under a variation of the field allows to propose mechanisms for charge delocalization which is a subject of further experimental and theoretical studies.

ACKNOWLEDGEMENTS

This work was supported through the DFG SFB-484, BMBF 13N6918A, and DAAD D/03/36760. We thank J. Mannhart, G. Logvenov, P.J. Hirschfeld and C. Schneider for helpful discussions. N.P. thanks U. Eckern for his continuous support.

¹ C.H. Ahn, J.-M. Triscone, and J. Mannhart, *Nature* **424**, 1015 (2003); J. Mannhart, *Supercond. Sci. Technol.* **9**, 49 (1996).
² A. Ohtomo *et al.*, *Nature* **427**, 423 (2004); H. Zheng *et al.*, *Science* **303**, 661 (2004).
³ T. Zhao *et al.*, *Phys. Rev. Lett.* **94**, 126601 (2005).
⁴ J. Mannhart *et al.*, *Phys. Rev. Lett.* **67**, 2099 (1991); G.Yu. Logvenov *et al.*, *Appl. Phys. Lett.* **83**, 3528 (2003).
⁵ C.H. Ahn *et al.*, *Science* **284**, 1152 (1999); A. Cassinese *et al.*, *Appl. Phys. Lett.* **84**, 3933 (2004).
⁶ T. Ando *et al.*, *Rev. Mod. Phys.* **54**, 437 (1982).

⁷ S. Wehrli, D. Poilblanc, and T.M. Rice, *Eur. Phys. J. B* **23**, 345 (2001); S. Sakai, *Phys. Rev. B* **47**, 9042 (1993).
⁸ N. Pavlenko, *Phys. Rev. B* **70**, 094519 (2004); N. Pavlenko *et al.*, *Appl. Phys. Lett.* **70**, 012507 (2005).
⁹ R. Migoni, H. Bilz, and D. Bäuerle, *Phys. Rev. Lett.* **37**, 1155 (1976); R.E. Cohen, *Nature* **358**, 136 (1992).
¹⁰ S. Oh *et al.*, *Phys. Rev. B* **70**, 064509 (2004); J.N. Eckstein and I. Bozovic, *Annu. Rev. Mater. Sci.* **25**, 679 (1995).
¹¹ A.F. Stassen, R.W.I. de Boer, N.N. Iosad, and A.F. Morpurgo, *Appl. Phys. Lett.* **85**, 3899 (2004).
¹² A.A. Sirenko *et al.*, *Nature* **404**, 373 (2000); I.A. Akimov

- et al., Phys. Rev. Lett. **84**, 4625 (2000).
- ¹³ F.C. Zhang and T.M. Rice, Phys. Rev. Lett. **37**, 3759 (1988); A. Macridin, M. Jarell, Th. Maier, and G.A. Sawatzky, Phys. Rev. B **71**, 134527 (2005).
- ¹⁴ M. Krčmar and C.L. Fu, Phys. Rev. B **68**, 115404 (2003).
- ¹⁵ V. Koerting *et al.*, Phys. Rev. B **71**, 104510 (2005).
- ¹⁶ N. Pavlenko and F. Schwabl, Phys. Rev. B **67**, 094516 (2003).
- ¹⁷ H. Fehske *et al.*, Phys. Rev. B **51**, 16582 (1995).
- ¹⁸ H. Röder, J. Zang, and A.R. Bishop, Phys. Rev. Lett. **76**, 1356 (1996).
- ¹⁹ G. Kotliar and J. Liu, Phys. Rev. B **38**, 5142 (1988); M.U. Ubbens and P.A. Lee, Phys. Rev. B **46**, 8434 (1992).
- ²⁰ X.-G. Wen and R. Kan, Phys. Rev. B **37**, 595 (1988).
- ²¹ In an extended description of the film, more CuO₂-planes should be coupled by interplanar electron tunneling. This effectively leads to a reduction of phonon-induced localization of holes resulting in a suppressed but finite T_c for larger x .