

Reply to “Comment on ‘Orbital-selective Mott transitions in the anisotropic two-band Hubbard model at finite temperatures’ ”

C. Knecht, N. Blümer,* and P. G. J. van Dongen

Institute of Physics, Johannes Gutenberg University, 55099 Mainz, Germany

(Dated: December 4, 2018)

In a Comment [cond-mat/0506138] on our recent e-print [cond-mat/0505106] Liebsch claimed “excellent correspondence” between our high-precision quantum Monte-Carlo (QMC) data for the anisotropic two-band Hubbard model with Ising type exchange couplings and his earlier QMC results. Liebsch also claimed that the sequence of two orbital-selective Mott transitions, identified by us in this model, had already been reported in his earlier work. Here we demonstrate that both claims are incorrect. We establish that Liebsch’s previous QMC estimates for the quasiparticle weight Z have relative errors exceeding 100% near transitions and cannot be used to infer the existence of a second Mott transition (for $U_{c2} \approx 2.5$). We further show that Liebsch’s attribution of our findings to his own earlier work is disproved by the published record. Consequently, the Comment is unwarranted; all results and formulations of our e-print remain valid.

PACS numbers: 71.30.+h, 71.10.Fd, 71.27.+a

In a recent e-print [1] we studied the anisotropic degenerate two-orbital Hubbard model (notation as in [1])

$$H = - \sum_{\langle ij \rangle m \sigma} t_m c_{im\sigma}^\dagger c_{jm\sigma} + U \sum_{im} n_{im\uparrow} n_{im\downarrow} + \sum_{i\sigma\sigma'} (U' - \delta_{\sigma\sigma'} J_z) n_{i1\sigma} n_{i2\sigma'} \quad (1)$$

using high-precision quantum Monte Carlo (QMC) simulations and showed (in accordance with independent slave-spin calculations [2]) that this model contains *two* consecutive metal-insulator transitions and, hence, describes an “orbital-selective Mott transition” (OSMT) [3]. This finding is to be contrasted with earlier results by Liebsch [4, 5, 6] who reported a single Mott transition and explicitly excluded the occurrence of an OSMT for the same model. Our correction of this earlier picture established (1) as a *minimal model* for the OSMT, seen experimentally in $\text{Ca}_{2-x}\text{Sr}_x\text{RuO}_4$, [7] and demonstrated that the inclusion of spin-flip and pair-hopping terms (see [1] and references therein) is not essential in this respect.

While the high accuracy of our QMC data [1] and the validity of our conclusions have not been challenged in any publication or e-print, Liebsch took exception to our discussion of his earlier work, first in [8] and then, in the form of a Comment on our work, in [9]. Liebsch now claims [8, 9] that he not only observed the second transition but also reported on it in his earlier work [5, 6], and that, when he systematically mentioned only one single transition, he in fact meant two (one first-order and one second-order transition). Liebsch also claims [9] that the numerical data in our e-print [1] are in “excellent correspondence” with his earlier work [6], the implication being that any transition seen by us must necessarily also be contained in Liebsch’s earlier work.

The purpose of this Reply to Liebsch’s Comment [9] is twofold. First we show by a detailed comparison of both sets of QMC results that the data of [6] are of insufficient quality near U_{c2} and, hence, do not allow for any state-

ment concerning the occurrence or non-occurrence of a second transition. In this crucial interaction regime near U_{c2} there is, therefore, *no* “excellent correspondence” between both data sets. Secondly, we demonstrate on the basis of explicit quotations from the published record that Liebsch did *not* identify a second transition in his earlier work. In fact he is generally viewed as the proponent of the single-transition scenario for this model and publicly attempted to adjust [8, 9] this view only *after* submission of our paper [1]. In addition to these two main issues, we comment on the quality of Liebsch’s QMC data near the first transition at U_{c1} and his quasiparticle spectra, and we detail our reanalysis [1] of Liebsch’s earlier IPT results [6].

Comparison of QMC data – In the following, we compare our QMC estimates for the orbital-dependent quasiparticle weights Z_{wide} , Z_{narrow} [1] with corresponding data by Liebsch [6] as well as with new numerically exact QMC data [10]. We show that (i) our published QMC data is extremely accurate, with typical relative errors of 10^{-2} , (ii) a careful analysis of this data reveals a second Mott transition at $U_{c2} \approx 2.5$, and (iii) Liebsch’s QMC data is much too noisy in the OSMT region – with relative errors exceeding 100% near *both* transitions – to detect the second transition. In Fig. 1a, the lower/upper sets of symbols and curves correspond to quasiparticle weights for the narrow/wide band. Our QMC results for discretizations $\Delta\tau = 0.4$ and $\Delta\tau = 0.32$ (circles/crosses) are practically on top of each other; a first kink in these estimates for both Z_{wide} and Z_{narrow} clearly signals a transition at $U_{c1} \approx 2.0$. Even on this scale (much larger than in [1], [9]), the significance of a change of slope in Z_{wide} in the region $2.4 \leq U \leq 2.7$ is unclear. Only the analysis shown in Fig. 1b using a linear offset (as used for Figs. 1 and 5 in [1]) reveals a well-localized kink and, thus, a second transition at $U_{c2} \approx 2.5$. Now consider Liebsch’s QMC data (squares in Fig. 1): already

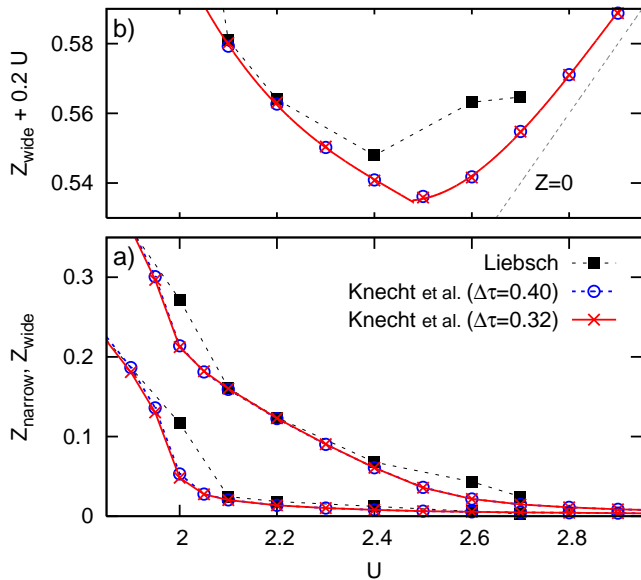


FIG. 1: Comparison of discrete quasiparticle weights Z at $T = 1/32$: a) high-precision QMC data with minimal $\Delta\tau$ dependence [1] (circles, crosses) clearly shows kinks in Z for narrow/wide band (lower/upper set of curves and symbols) at $U_{c1} \approx 2.0$; Liebisch’s QMC data [6] (squares) deviates markedly near U_{c1} and for $U \approx 2.6$. b) A subtle kink in the QMC data of Ref. [1] – clearly visible only after adding a linear term – indicates a second transition at $U_{c2} \approx 2.5$; this signal is lost in the noise of the data of Ref. [6].

on the scale of Fig. 1a, it deviates strongly from our high-precision results near both transition regions. In particular, it cannot be used to detect the subtle transition at U_{c2} , as demonstrated in Fig. 1b: all changes in slope of Liebisch’s estimates for Z_{wide} (squares and dashed line) are dominated by numerical errors; this data even displays an unphysical negative curvature of Z_{wide} near $U = 2.6$. Liebisch’s data also suffers from too coarse a grid and, in particular, from the lack of data points beyond the retroactively claimed [9] transition. We further stress that Liebisch’s criterion that Z_{wide} “becomes very small near $U_b \approx 2.7$ eV” [9] is not a valid criterion for a transition.

In order to fully quantify the numerical errors (including Monte Carlo statistical errors, convergence errors and discretization errors) of all data sets shown above, we have extended our QMC simulations [1] to smaller discretizations ($\Delta\tau = 0.25$ and $\Delta\tau = 0.20$) and have obtained numerically exact reference data by explicit extrapolations $\Delta\tau \rightarrow 0$. Relative errors computed by comparison with this reference data are shown in Fig. 2 for both the wide and narrow band (lower and upper panel, respectively). The relative errors in our QMC data (circles, crosses) are visible only at the narrow-band Mott transition (in Z_{narrow} for $U = 2.0$); throughout the rest of the OSMT region, our relative errors are typically smaller than 10^{-2} . The errors of Liebisch’s data (squares in Fig.

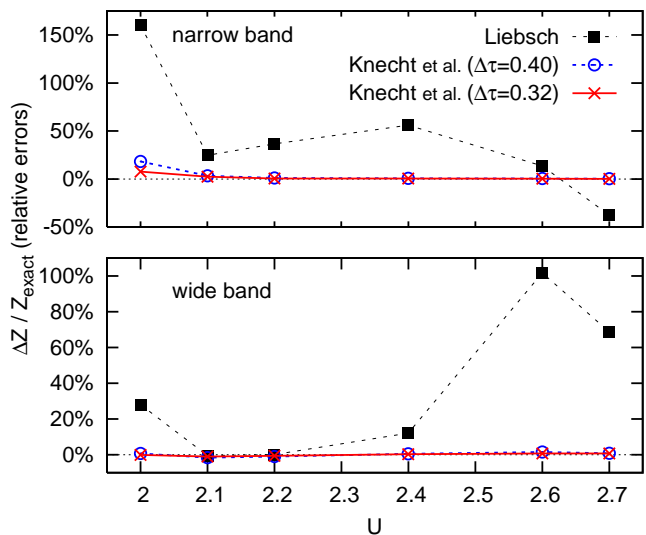


FIG. 2: Estimates of relative errors in Z at $T = 1/32$: Liebisch’s QMC results (squares) deviate significantly from new numerically exact QMC data – by more than 100% near transitions. In contrast, already our [1] finite- $\Delta\tau$ QMC data (circles, crosses) is accurate within about 1% (except for Z_{narrow} at $U = 2.0$).

2) are in this region two orders of magnitude larger and exceed 100% at both transitions (as identified by us); only in the metallic phase for $U \leq 1.6$ (not included in this comparison), Liebisch’s data appear reasonably accurate. We conclude that the second transition, identified by us, cannot be seen in Liebisch’s QMC estimates of Z . This already disqualifies the Comment.

Liebisch’s published record on OSMT – We now come to the second part of our Reply, in which we show on the basis of the published record, that Liebisch [4, 5, 6] in fact proposed a scenario very different from the OSMT scenario found by us, namely the existence of only a single Mott transition. Indeed, up to the recent surge of e-prints on the subject, [1, 2, 11, 12, 13] Liebisch was generally recognized as the proponent of the single-transition scenario, as witnessed, e.g., by various recent statements to this effect in Refs. [2, 12, 13, 14]. It was only *after* submission of our paper that Liebisch [8, 9] attempted to reinterpret his earlier work [4, 5, 6]. That such a reinterpretation is in fact precluded by the published record will now be shown.

Chronologically Liebisch’s first paper on the anisotropic degenerate multi-orbital Hubbard model is [4], which carried the title “*Absence of orbital-dependent Mott transition in $\text{Ca}_{2-x}\text{Sr}_x\text{RuO}_4$* ”. The abstract informs us, that the results suggest “a common metal-insulator transition for all t_{2g} bands at the same critical U ”. Liebisch explains on the basis of general arguments from the theory of phase transitions (his Ref. 17) that in several “conceptually closely related” problems “a true separation of phases does not seem possible”. In accordance with

this expectation, Liebsch then finds, using QMC/DMFT, “a behavior that differs fundamentally from the one reported” by Anisimov et al. [3], characterized by “one common metal-insulator transition [existing] at an intermediate critical value of U between those of the isolated $d_{xz,yz}$ and d_{xy} bands”. Needless to say that this finding is irreconcilable with the existence of two separate transitions. In [4], Liebsch calculates the density of states of Sr_2RuO_4 for various parameter values and temperatures and deduces from the results the existence of “a common Mott transition” satisfying “ $U_{xz,yz}^{\text{crit}} < U_{t2g}^{\text{crit}} < U_{xy}^{\text{crit}}$, i.e., the Mott transition for the actual t_{2g} complex requires a critical U between those of the independent $d_{xz,yz}$ and d_{xy} bands”. Again, this leaves no room for two separate Mott transitions.

Chronologically next in line is Ref. [5], the abstract of which informs us, that “interorbital Coulomb interactions in nonisotropic multiorbital materials give rise to a single Mott transition”, implying (according to the third paragraph of the text) “all subbands to be either metallic or insulating”. The text then goes on: “The critical Coulomb energy U_c of the interacting system lies between the U_{ci} of the isolated subbands. Thus, narrow subbands are less correlated and wide subbands are more correlated than in the absence of interorbital Coulomb interactions. Coexistence of metallic and insulating behavior in different subbands does not occur.” Similar statements are repeated both in the bulk of the text and in the captions to Figs. 1 and 2 of that paper, leading to the conclusion that “the present picture does not support the ‘orbital-selective’ Mott transitions”.

Last in line of the early works of Liebsch on this subject is Ref. [6], which has as its title “Single Mott transition in the multiorbital Hubbard model”, while the abstract states that both the IPT approximation and QMC “give rise to a single first-order transition rather than a sequence of orbital-selective transitions”. This conclusion of Ref. [6], in combination with the alleged “complex” finite temperature behavior of the subbands, constitutes a serious misinterpretation of the orbital-selective Mott transition, which actually occurs in this model. Ref. [6] states (in Section II) that the quasiparticle weights obtained from IPT “exhibit first-order transitions at precisely the same critical $U_c(T)$. This picture supports our previous results suggesting a single Mott transition in a nonisotropic multiorbital environment, in contrast to the orbital selective transitions found [by Anisimov et al. and Koga et al.]”. We shall see below that in fact IPT, too, predicts an orbital-selective Mott transition. Using the QMC-DMFT, Liebsch then shows (in Section III) that, “as in the case of IPT, there is no evidence for a second transition in the wide subband at larger U ”. The paper concludes (in Section IV), that “the present results confirm our previous finding, namely, the existence of a single transition rather than a sequence of orbital-selective transitions as the on-site Coulomb energy is increased”.

Thus the occurrence of an OSMT is explicitly denied in both Ref. [5] and Ref. [6].

We now consider Liebsch’s Comment [9]. In the Comment, Liebsch ignores his previous work [4, 5] and focuses on his QMC calculations at $T = 0.031$ eV in [6]. This focus on Ref. [6] is remarkable, since Ref. [6], as we saw above, just confirms his “previous finding”. In [9] it is then stated that in [6] two transition regions (at U_a and U_b) were identified, with bad-metal behavior and a breakdown of Fermi-liquid behavior for the wide band in the “intermediate phase” $U_a < U < U_b$. Here we wish to record that in [6] neither the notation U_a nor U_b was used, that “Fermi-liquid behavior” (or the breakdown thereof) was not mentioned in the entire paper, that Liebsch in fact argued (by comparison with data for $T = 0.02$ eV) that “both subbands undergo a common transition at the same Coulomb energy and that the wide subband exhibits pronounced bad-metal behavior above U_c ” and that he concluded (see also above) that “there is no evidence for a second transition in the wide subband at larger U ”. We further note that, since there is no “second transition” and no “ U_b ” in [6], the hysteresis behavior cannot have suggested that “only the lower transition is first-order”. In [9] Liebsch states that he argued in [6] “that the Mott transition in the nonisotropic Hubbard model is governed by a *single first-order transition* . . .”, suggesting that he left room for a second continuous transition at some larger value of U . Comparison with the above quotations from the published record shows that this interpretation of Ref. [6] is untenable.

We briefly comment on Ref. [8], in which our work [1] is also cited. While [8] is, generally speaking, an interesting extension of earlier work [15] to finite temperatures, this preprint, too, contains several inaccuracies. For instance, it is *not* true that (as claimed in the second column) the phase diagram of [8] is in agreement with that of [6] (cf. Fig. 5 in [6] and Fig. 4 in [8]), or that (fourth column) the two-transition scenario of Fig. 2 “confirms the picture” of Ref. [6], or that (sixth column) Liebsch’s use of “single Mott transition” [6] did not “imply the non-existence of the continuous transition . . .”. All of this is irreconcilable with the passages from the published record, quoted above. We further note that “breakdown of Fermi-liquid behavior” occurs in this paper for the first time, not in [6] (as claimed in [9]).

Comment on Liebsch’s spectra – Quasiparticle spectra play a subordinate role in Liebsch’s work [4, 5, 6], according to Ref. [6] in order to “avoid the uncertainties from the maximum entropy reconstruction”. Here we discuss them nonetheless, primarily because our spectra [1] are compared to those of Ref. [6] in [9]. Generally, Liebsch’s spectra (obtained from QMC using the maximum entropy method) appear overly broad with strong high-frequency tails and very smooth behavior at low frequencies. This lack of resolution obscures the observation of gaps: e.g., the narrow-band spectrum for $U = 2.1$ (solid

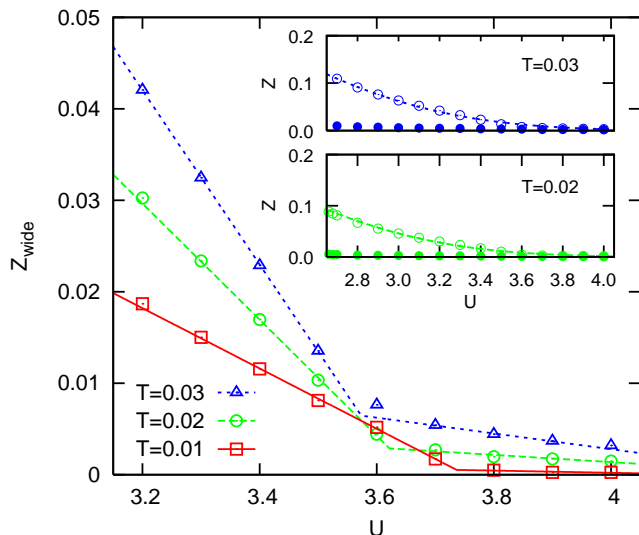


FIG. 3: Reanalysis of IPT estimates for Z : A high-resolution plot of Z_{wide} (extracted from the preprint to [6]) reveals transitions near $U_{c2} \approx 3.6 - 3.7$ as kinks in otherwise linear fits which represent the data very well for $T \leq 0.02$. The rounding-off at $T = 0.03$ (and $U = 2.6$) – if genuine – may indicate that $T_{\text{IPT}}^* < 0.03$. Insets: the transitions apparent in the main panel are obscured in representations similar to [6, 9] – on this scale, the IPT data is consistent with featureless fits (e.g., of the form $a \exp[-bU^c]$ – dashed lines).

line in upper-most panel of Fig. 2 in [9]) appears as still metallic [with $N(\omega = 0) \approx 0.022$, more than 3% of the noninteracting value]; a true gap for this interaction [with $N(\omega = 0) = 0$] has only been established in our work (cf. Fig. 4 in [1]). In Liebsch’s data, this gap in the narrow band is only well-established at $U = 2.4$ (second panel of Fig. 2 in [9]). The lack of a visible gap in the wide-band spectrum is attributed in [9] to the filling of a pre-existing gap at finite temperatures: “Only if U is increased to about 2.7 eV is the gap in the wide band large enough to not be *obliterated* by this temperature broadening.” The delayed opening of gaps (with respect to the “single Mott transition” pinpointed at $U = 2.1$) is explicitly treated on equal footing for both bands: “For $U = 2.7$ eV ... a gap opens up [in the wide band]. The narrow band undergoes a *similar cross-over* behavior, except at slightly lower values of U .” [9] We conclude that the broadness of Liebsch’s spectra (which must be attributed to noisy QMC data) prevents a proper characterization of phases as metallic or insulating; in addition, more grid points would have been necessary in order to see the second transition. In comparison, our spectra show well-defined gaps with sharp edges (Fig. 3 in [1] and lower three panels of Fig. 2 in [9]); still, we would not have relied on spectra alone for the identification of the second transition.

Reanalysis of IPT-data of Ref. [6] – Finally we prove our previous statement that, in contrast to Liebsch’s findings in [5, 6], the IPT approximation, too, describes *two* separate transitions rather than “a single Mott transi-

tion” [6]. For this purpose we use Liebsch’s own IPT-data [6] for the quasi-particle weight, which is plotted in Fig. 3. The insets show data for $T = 0.02$ and $T = 0.03$ for both the narrow and the wide band. The main panel shows $Z_{\text{wide}}(U)$ for various temperatures and $3.2 \leq U \leq 4.0$. As can be seen from Fig. 3, the behavior of $Z_{\text{wide}}(U)$ is approximately piecewise linear on both sides of $U_{c2}(T) \approx 3.6 - 3.7$, where $U_{c2}(T)$ increases slightly with decreasing temperature. This second transition at U_{c2} is not visible in the small-scale graphical representation of the IPT data in Figs. 1-4 of [7] (similar to the insets in Fig. 3) and was mentioned by Liebsch [9] only *after* he was informed of its existence by us [16].

Summary – We have shown that, in contrast to claims in [9], there is *no* “excellent correspondence” between the numerical data of our paper [1] and those of Ref. [6], and that the conclusions reached in [1] indeed correct previous erroneous statements concerning “single Mott transitions” in [6]. The published record clearly demonstrates that Liebsch [4, 5, 6] did *not* observe two separate transitions. A comparison of Liebsch’s QMC data with our high-precision results further shows that the second transition was hidden in [6] by huge error bars (of up to 100% in the critical region) and inadequate data analysis.

We thank E. Jeckelmann and D. Vollhardt for discussions and acknowledge support by the NIC Jülich and by the DFG (Forschergruppe 559, Bl775/1).

* Electronic address: Nils.Bluemer@uni-mainz.de

- [1] C. Knecht, N. Blümer and P. G. J. van Dongen, cond-mat/0505106 (unpublished).
- [2] L. de’ Medici, A. Georges, and S. Biermann, cond-mat/0504040 (unpublished).
- [3] V.I. Anisimov, I.A. Nekrasov, D.E. Kondakov, T.M. Rice, and M. Sigrist, Eur. Phys. J. B **25**, 191 (2002).
- [4] A. Liebsch, Europhysics Letters **63**, 97 (2003).
- [5] A. Liebsch, Phys. Rev. Lett. **91**, 226401 (2003).
- [6] A. Liebsch, Phys. Rev. B **70**, 165103 (2004).
- [7] S. Nakatsuji, Y. Maeno, Phys. Rev. Lett. **84**, 2666 (2000); Phys. Rev. B **62**, 6458 (2000).
- [8] A. Liebsch, cond-mat/0505393 (unpublished).
- [9] A. Liebsch, cond-mat/0506138 (unpublished).
- [10] Note that Z_{wide} and Z_{narrow} are quite insensitive to OSMTs (identified in [1] using more sophisticated criteria); thus, only very precise data has significance with respect to existence and position of a second transition.
- [11] A. Koga, N. Kawakami, T.M. Rice, and M. Sigrist, cond-mat/0503651 (unpublished).
- [12] M. Ferrero, F. Becca, M. Fabrizio, and M. Capone, cond-mat/0503759 (unpublished).
- [13] R. Arita and K. Held, cond-mat/0503764 (unpublished).
- [14] A. Koga, N. Kawakami, T. Rice, and M. Sigrist, cond-mat/0406457 (unpublished).
- [15] A. Koga, N. Kawakami, T.M. Rice, and M. Sigrist, Phys. Rev. Lett. **92**, 216402 (2004).
- [16] Private communication of N. Blümer to A. Liebsch on May 4th, 2005.