

Magnetic plateaus in the 1D antiferromagnetic spin-3/2 and spin-2 Ising chains with single-ion anisotropy

Ekrem Aydiner, Cenk Akyüz, Meltem Gönülol and Hamza Polat
*Theoretical and Computational Physics Research Group, Department of Physics
Dokuz Eylül University, Tr-35160 İzmir, Turkey
E-mail: ekrem.aydiner@deu.edu.tr*

September 27, 2018

Abstract

In this study, we have employed the classical transfer matrix technique to investigate the magnetization plateaus, phase diagrams and other thermodynamical properties of the one-dimensional antiferromagnetic spin-3/2 and spin-2 Ising chains with single-ion anisotropy in the presence of an external magnetic field at very low temperature. We have showed that single ion-anisotropy is one of the indispensable ingredients for an energy gap which leads to magnetic plateau mechanism in one-dimensional antiferromagnetic Ising spin chains. Other thermodynamical predictions seem to be provide this argument.

Keywords: Antiferromagnetic Ising Chain; Classical Transfer Matrix Technique; Magnetic Plateau; Single-ion Anisotropy.

1 Introduction

Low-dimensional (one-dimensional (1D) and quasi-one dimensional) gapped spin systems such as spin-Peierls, Haldane and spin ladder systems have drawn attention from both theorists and experimentalists in the literature after the prediction by Haldane [1] that a 1D Heisenberg antiferromagnet should have an energy gap between the singlet ground state and the first excited triplet states in the case of an integer spin quantum number S , while the energy levels are gapless in the case of a half-odd integer values of S .

The most fascinating characteristic of these systems is to show magnetic plateaus i.e. topological quantization of the magnetization at the ground state of the system due to magnetic excitations. A general condition for the quantization of the magnetization in low-dimensional magnetic systems is derived from the Lieb-Schultz-Mattis theorem [2]. Oshikawa, Yamanaka and Affleck (OYA) [3] discussed this plateau problem and derived a condition $p(S - m) = \text{integer}$, necessary for the appearance of the plateau in the magnetization curve of one-dimensional spin system, where S is the magnitude of spin, m is the magnetization per site and p is the spatial period of the ground state, respectively. This condition emphasize that the $2S + 1$ magnetization plateaus (contained the saturated magnetization $m = S$) can appear when the magnetic field increases from zero to its saturation value h_s , however, it does not directly prove its existence [4].

In many theoretical studies, it has been found that low-dimensional gapped spin systems have magnetic plateaus at low temperatures or ground state as providing OYA criterion. For example, Chen et al. [5] employed the classical Monte Carlo technique to investigate the magnetization plateaus of 1D classic spin-1 and spin-3/2 AF Ising chain with a single-ion anisotropy under the external field at low temperatures, and they showed that the systems have $2S + 1$ magnetic plateaus. Tonegawa et al. [6] observed the plateau at $m = 0.0, 0.5$, and 1.0 in the ground state of spin-1 AF Heisenberg chain with bond alternating and uniaxial single-ion anisotropy. Sato and Kindo obtained a magnetic plateau at $m = 0.0, 0.5$, and 1.0 for spin-1 bond alternating Heisenberg chain by using renormalization group technique [7]. Hida observed that an $S = \frac{1}{2}$ antiferromagnetic chain with period-3 exchange coupling shows a plateau in the magnetization curve at magnetization per site $m = \frac{1}{6}$ [8]. Totsuka found a plateau at $m = \frac{1}{4}$ for the familiar $S = \frac{1}{2}$ antiferromagnetic Heisenberg chain with the next-nearest-neighbor and alternating nearest-neighbour interactions using the bosonization technique [9]. Sakai and Takahashi found that a magnetization plateau appears at $m = \frac{1}{2}$ for the $S = \frac{3}{2}$ antiferromagnetic Heisenberg chain by the exact diagonalization of finite clusters and finite-size scaling analysis [10]. Yamamoto *et al.* obtained half-saturated plateau of $m = \frac{1}{4}$ in the $S = \frac{1}{2}$ XXZ chain in XY phase exposed to a weak period-4 field [11].

Oshikawa *et al.* numerically obtained the magnetic plateau $m = \frac{1}{2}$ in the $S = \frac{3}{2}$ antiferromagnetic Heisenberg chain with single ion anisotropy $D \geq 2$ [3]. Aydiner and Akyüz obtained magnetic plateaus for spin-1 using classical transfer matrix technique [12]. Okamoto also found out the magnetization plateau in alternating spin chains [13].

On the other hand, magnetic plateaus have been predicted not only in theoretical study but also have been observed in experimental studies. For example, Narumi *et al.* [14, 15] observed the magnetic plateaus in the magnetization curve for both $[\text{Ni}_2(\text{Medpt})_2(\mu\text{-ox})(\text{H}_2\text{O})_2](\text{ClO}_4)_2 \cdot 2\text{H}_2\text{O}$ and $[\text{Ni}_2(\text{Medpt})_2(\mu\text{-ox})(\mu\text{-N}_3)](\text{ClO}_4) \cdot 0.5 \text{H}_2\text{O}$. Goto *et al.* [16] reported the existence of the magnetization plateau at 0.25 in spin-1 3,3',5,5'-tetrakis (N-tert-butylaminxyl) biphenyl (BIP-TENO).

In the majority of plateau mechanisms which have been proposed up to now the purely quantum phenomena play crucial role. The concept of magnetic quasi-particles and strong quantum fluctuation are regarded to be first importance of these processes. Particularly, for a number of systems it was shown that the plateau at $m \neq 0$ are caused by the presence of the spin gap in the spectrum of magnetic excitation in the external magnetic field [17]. Another mechanism lies in so-called crystallization of the magnetic particles [18, 19]. Meanwhile, even though the phenomenon of magnetization plateaus are often regarded to have purely quantum origin, it is obviously not clear since one-dimensional [5, 12, 17, 20] and two dimensional [21, 22] quasi-classical spin models which exhibit a magnetization plateaus at zero temperature or near the ground state. In fact, these studies show to us that Heisenberg and Ising spins leads to the qualitatively same structures of the magnetization profiles, particularly to the formation of magnetization plateaus. According to our knowledge, magnetic plateaus can appear depend on dimerization, frustration, single-ion anisotropy or periodic field for one-dimensional AF spin chain independent of whether the classical or not quantum models. Therefore, we say that one of these ingredients is required for a plateau mechanism.

In this study, we shall investigate the one-dimensional antiferromagnetic spin-3/2 and spin-2 Ising chains with single-ion anisotropy to obtain magnetic plateaus and other thermodynamical quantities taking into account the analogy of the magnetization profiles between Heisenberg and Ising spin systems. The approach is based on very simple idea to use the Ising spin instead of the Heisenberg operators and to develop the classical transfer matrix technique. It is worth to emphasize that in contrast to the majority of existing approaches to the problem of magnetization plateau, this technique is entirely based on analytical calculations and allows to obtain the magnetization profiles for arbitrary finite temperature and arbitrary values of J , D and h . On the other hand, we must remark that the transfer matrix approach to the 1D classical system is rather simple as compared with other techniques, however, the implementation of this technique leads to remarkable simplicity and clarity and produces considerably exact results for 1D infinite spin system.

The organization of this paper is as follows. In the next section, we present classical Hamiltonian for spin- S system with single-ion anisotropy and briefly introduce transfer matrix technique. In section 3 and 4 we give numerical results for spin-3/2 and spin-2, respectively. The last section gives our conclusions.

2 Theoretical Approach

In point of classical view, Hamiltonian for the 1D spin- S system with single-ion anisotropy can be written as follows:

$$H = J \sum_{i=1}^N S_i^z S_{i+1}^z + h \sum_{i=1}^N S_i^z + D \sum_{i=1}^N (S_i^z)^2, \quad (1)$$

where J denotes the exchange coupling of antiferromagnetic type (i.e $J > 0$), D is the single-ion anisotropy, h is the external field, and N is the total number of site in the system.

Herein, in order to investigate the magnetic and thermal properties of 1D AF spin-3/2 and spin-2 Ising chain, we are interested in the three thermodynamical expressions (i) ferromagnetic order m , (ii) the specific heat C , and (iii) the magnetic susceptibility χ . These quantities are calculated in terms of free energy as

$$m = -\frac{\partial f(h, D, T)}{\partial h}, \quad (2a)$$

$$C = -T \frac{\partial^2 f(h, D, T)}{\partial T^2}, \quad (2b)$$

$$\chi = -\frac{\partial^2 f(h, D, T)}{\partial h^2}. \quad (2c)$$

Then the free energy for the system can be found exactly in terms of the partition function with the help of the transfer matrix technique. Hence, all thermodynamic functions in Eq. (2) are respectively calculated.

The free energy per spin of this system is given by

$$f(h, D, T) = -kT \lim_{N \rightarrow \infty} \frac{1}{N} \ln \mathcal{Z}. \quad (3)$$

with

$$\mathcal{Z} = \text{Tr} V^N. \quad (4)$$

where V represents transfer matrix of the spin system, which we give below. It is known that a conventional way to calculate the free energy is to write the partition function (4) in terms of eigenvalues of the transfer matrix V as follows:

$$\mathcal{Z} = \text{Tr} V^N = \lambda_1^N + \lambda_2^N + \lambda_3^N + \dots \quad (5)$$

According to the standard assumptions of this technique, partition function (5) is represented as,

$$\mathcal{Z} = TrV^N = \lambda_1^N [1 + (\frac{\lambda_2}{\lambda_1})^N + (\frac{\lambda_3}{\lambda_1})^N + \dots], \quad (6)$$

where $\lambda_1, \lambda_2, \lambda_3, \dots$ which are sorted from the biggest to smallest.

It is clearly seen that the second and the third terms on the RHS of Eq. (6) go to zero as $N \rightarrow \infty$ due to $|\frac{\lambda_2}{\lambda_1}| < 1$, $|\frac{\lambda_3}{\lambda_1}| < 1$, and so on. Hence the free energy Eq. (3) is practically reduced to

$$f(h, D, T) = -kT \ln \lambda_1. \quad (7)$$

This result implied that the magnetic and thermodynamical quantities in Eq. (2) for the present system can be evaluated depend on the biggest eigenvalue λ_1 .

For spin-3/2, S_i^z takes on $\pm\frac{3}{2}$, and $\pm\frac{1}{2}$ values, on the other hand, for spin-2, S_i^z takes on ± 2 , ± 1 , and 0 values. Considering the fact that, for example, we can write the transfer matrix V for spin-3/2 as

$$V = \begin{pmatrix} e^{(9\alpha+9\eta+3\xi)} & e^{(3\alpha+5\eta+2\xi)} & e^{(-3\alpha+5\eta+\xi)} & e^{(-9\alpha+9\eta)} \\ e^{(3\alpha+5\eta+2\xi)} & e^{(\alpha+\eta+\xi)} & e^{(-\alpha+\eta)} & e^{(-3\alpha+5\eta-\xi)} \\ e^{(-3\alpha+5\eta+\xi)} & e^{(-\alpha+\eta)} & e^{(\alpha+\eta-\xi)} & e^{(3\alpha+5\eta-2\xi)} \\ e^{(-9\alpha+9\eta)} & e^{(-3\alpha+5\eta-\xi)} & e^{(3\alpha+5\eta-2\xi)} & e^{(9\alpha+9\eta-3\xi)} \end{pmatrix} \quad (8)$$

where $\beta = 1/kT$, $\alpha = \frac{1}{4}\beta J$, $\eta = \frac{1}{4}\beta D$, and $\xi = \frac{1}{2}\beta h$ where k is the Boltzmann constant and T is the temperature. The transfer matrix V for spin-2 can be constructed in a similar way.

3 Numerical Results for AF spin-3/2 Ising chain

The numerical results for spin-3/2 are as follow: In Fig. 1(a) and (b), the magnetization m were respectively plotted as a function of external field h for fixed values of $D = 0.5$, and 1.5 at $T = 0.01$ (unit by J). It is seen from Fig. 1(a) and (b) that $2S + 1 = 4$ plateaus appear, located at $m = 0.0, 0.5, 1.0$, and 1.5, which satisfies the OYA's criterion for all values of positive single-ion anisotropy D at the low temperature near the ground state under the external field h . Appearance of the magnetic plateaus indicate that the 1D AF spin-3/2 Ising chain has a gap mechanism owing to single ion-anisotropy. Previous theoretical studies [5, 12, 20] show that single ion-anisotropy play a crucial role to appear magnetic plateaus for classical Ising chains. Our result also confirms previous theoretical predictions [5].

The transitions between magnetic plateaus occur at critical field values. The nonzero magnetization at $m = 0.5$ begins from a finite external field which called as initial critical field h_{c1} . Second plateau at $m = 1.0$ appears at second critical field value h_{c2} . The last plateau corresponds to the value of saturation magnetization of

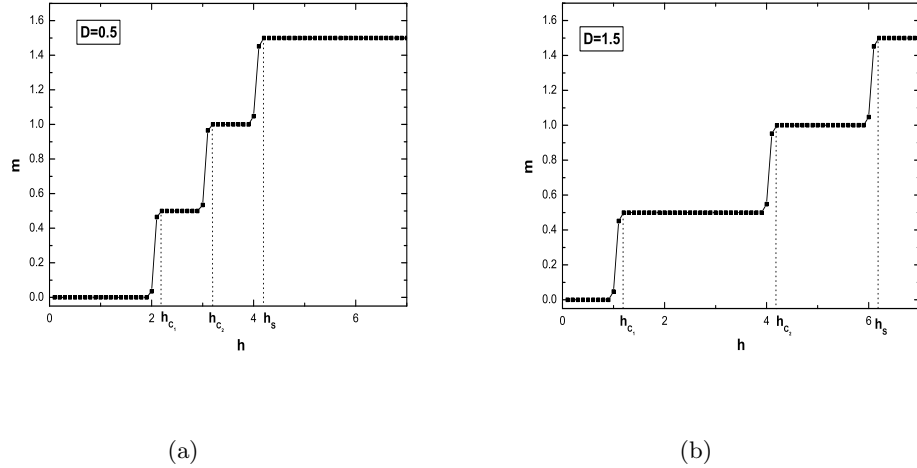


Fig. 1: The magnetization m as a function of magnetic field h (a) for $D = 0.5$, (b) for $D = 1.5$. Here h_{c1} initial critical, h_{c2} second critical, and h_s saturated fields, respectively. ($T = 0.01$, unit by J).

the system, that we called it as saturated field h_s . On the other hand, we have no observed a magnetization plateau for $D = 0.0$. This observation indicate that single ion-anisotropy is one of the necessary ingredient to plateau mechanism for the present system. In fact, D values change width of plateaus as seen in Fig. 1(a) and (b). In order to see this effect, magnetic phase diagram $h - D$ was plotted in Fig. 2(a). This phase diagram displays the behavior of the system depend on single ion-anisotropy near the ground temperature i.e., $T = 0.01$. However, this phase picture does not clearly show the effect of exchange interaction J .

Three lines in Fig. 2(a) correspond to critical field values which are responsible of plateau transition. Four plateau areas i.e., $m = 0.0$, 0.5 , 1.0 , and 1.5 are divided by the initial critical field h_{c1} , second critical field h_{c2} and the saturated field h_s lines for values of $D > 0.0$ as shown in Fig. 2(a). Areas between these lines give information how width of the plateaus can change depend on single ion-anisotropy. The longitudinal coordinate of the square-dot is the beginning point of the field for appearance of the plateau $m = 0.5$ which corresponds to the first critical field h_{c1} values, the plateau $m = 1.0$ is denoted by the circular-dot which corresponds to the second critical field h_{c2} values, and its ending point is signed by the triangle-dot which correspond to the saturated field h_s values. It is clearly seen that the initial field line and second critical field line have a critical behavior at the $D = 1.0$ while the saturated field increasing monotonously with the rise of D . The first critical field decreases in the regime $0.0 < D < 1.0$ with the increase of D , however, it lies longitudinal for $D > 1.0$.

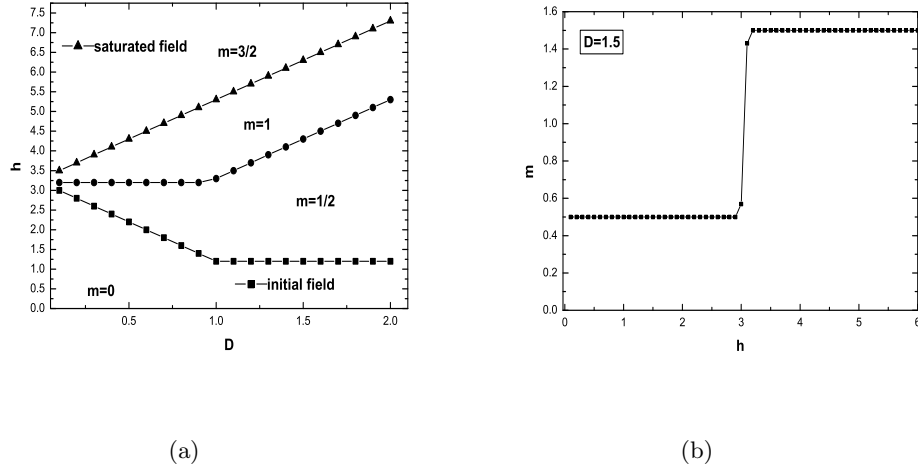


Fig. 2: (a) The magnetization phase diagram of the ground state of antiferromagnetic Ising chain with single-ion anisotropy under finite magnetic field. The square-dot line, the circular-dot line, and the upper triangle-dot line represent the initial critical field, second critical field, and the saturated field, respectively. (b) In the limit of $J = 0$, the magnetization m as a function of external field h at $D = 1.5$ ($T = 0.01$, unit by J).

On the other hand, the second critical field increasing monotonously with the rise of D for $D > 1.0$, while it lies longitudinal for $D < 1.0$. As seen in Fig. 2(a), value of $D = 1.0$ behaves as a critical point for both first and second critical field values. Reason of this behavior is chosen as $J = 1$. The magnetization phase diagram in Fig. 2(a) is compatible with the Monte Carlo prediction [5].

The width of the plateau $m = 0.5$ increases with D increasing for the present system, whereas it remains in Heisenberg chain with single-ion anisotropy $D > 0.93$. Furthermore, the width of the plateaus $m = 0.0$ and $m = 1.0$ are independent of the single-ion anisotropy D , which is similar to that of $m = 0.5$ in one-dimensional $S = 1$ antiferromagnetic Ising chain with single-ion anisotropy [5, 12].

Though the magnetic phase diagram in Fig. 2(a) of the Hamiltonian (1) gives information about depending single ion-anisotropy, however, it does not display how the spin exchange strength J contribute to plateau mechanism. In order to understand effect of J to the plateau, we have studied in the limit of $\frac{D}{J} \rightarrow \infty$. For the simplicity we have chosen an extreme values of $J = 0.0$ and $D = 1.5$ and magnetization were plotted versus external field for these values in Fig. 2(b). It is seen that the only intermediate plateau $m = 0.5$ expands to depress the range of the other plateaus $m = 0.0$ and $m = 1.0$ in this limit. This result also indicate that spin exchange parameter J plays a significant role on the plateau mechanism as well as single ion-anisotropy D . At the

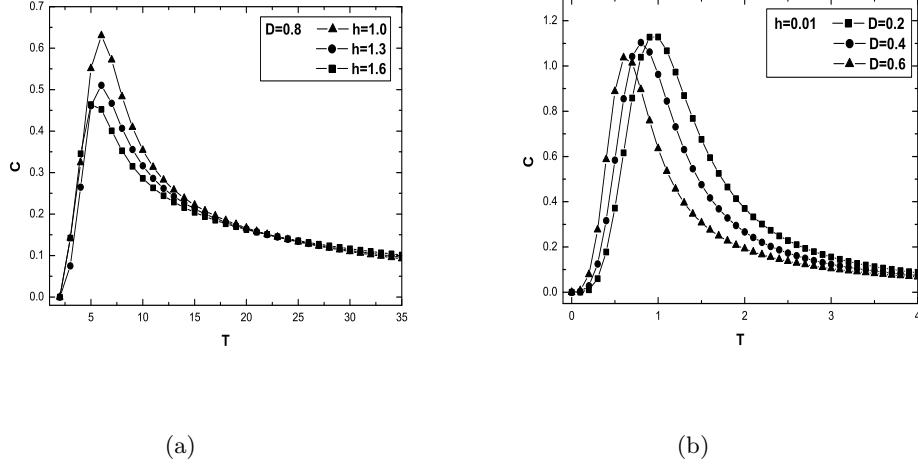


Fig. 3: The specific heat C as a function of temperature T (unit by J): (a) $h = 1.0, 1.3, 1.6$ at fixed value of $D = 0.8$ (b) $D = 0.2, 0.4, 0.6$ at fixed value of $h = 0.01$.

extreme case of $J = 0.0$, we can easily understand that it is equal to single-particle system with two plateaus $m = 0.5$ and 1.5 in the ground magnetization.

In order to obtain the behavior of the specific heat C depending on the external field h and the single-ion anisotropy D at low temperatures, they are plotted as a function of temperature T , for the fixed value of the single-ion anisotropy, $D = 0.8$, at various values of the external field $h = 1.0, 1.3$, and 1.6 in Fig. 3(a) and for the fixed value of $h = 0.01$ at various values of $D = 0.2, 0.4$, and 0.6 in Fig. 3(b), respectively. The specific heat curves in Fig. 3(a) and Fig. 3(b) have a relatively board maximum like the Schottky peak near $T = 8.0$ and $T = 1.0$ respectively. As can be seen from Fig. 3(a), the height of the specific heat peak for the fixed value of D decreases and moves towards zero temperature when the external field h increases. On the other hand, the height of the specific heat peak for the fixed value of h decreases and moves towards zero temperature when the value of single-ion anisotropy increases in Fig. 3(b). We note that the Schottky-like round hump in the specific heat probably reflects the fact that the energy of the system depends on the external field h , and the single-ion anisotropy D . However, they do not indicate that a second-order phase transition occurs in the one-dimensional system. All of them may be thought as a Schottky-like peak resulting from the antiferromagnetic short-range order.

Another way of the confirmation of multi-plateau magnetization curves by numerical calculation in the 1D AF Ising chain is to examine the field and temperature dependence of susceptibility χ in Fig. 4(a) and (b), respectively. It is expected that the temperature dependence of the susceptibility gives information that whether the low-dimensional

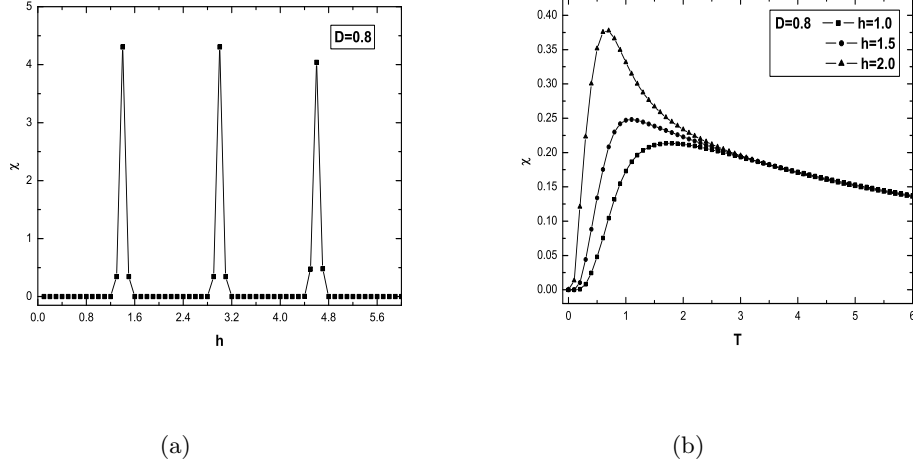


Fig. 4: (a) Susceptibility χ as a function of magnetic field h at fixed value of $D = 0.8$. (b) Susceptibility as a function of temperature T for various value of h at $D = 0.8$ (unit by J).

system has an energy gap or not, while field dependence of it verify formation of plateaus. Therefore, the susceptibility is plotted in Fig. 4(a) as a function of external field h . It can be seen that there are three peaks in the susceptibility for $D = 0.8$ and $T = 0.01$. The first peak occurs at the initial critical field value, the second peak occurs at the second critical field value and the third peak occurs at the saturated field value for the fixed value of D . Each peak indicates the transitions from one magnetic plateau to another one. Furthermore, we have also plotted the magnetic susceptibility as a function of temperature for fixed value of $D = 0.8$ and for three selected external fields $h = 1.0, 1.5$, and 2.0 in Fig. 4(b). The curve for $h = 1.0$ marked by triangular-dot line show a relatively sharp peak at low temperature, while the other curves for $h = 1.5$, and 2.0 have a broad maximum which are denoted by circular-dot and square-dot line, respectively. We roughly say that the susceptibility curves decay exponentially with the increasing temperature by the relation $\chi(T) \approx \exp(-E_g/k_B T)$. The peaks or round hump behavior in the magnetic susceptibility curves in Fig. 4(b) may be interpreted as evidence the formation of the short-range correlations within the chains. In that case, these correlations may play a role for gap mechanism just as in Heisenberg AF systems. This characteristic behavior in the susceptibility clearly compatible with the experimental results for spin-3/2 compound $\text{Cs}_2\text{CrCl}_5 \cdot 4\text{H}_2\text{O}$ [23].

4 Results for AF spin-2 Ising chain

We start our discussion once again with investigating the properties of one-dimensional AF spin-2 Ising chain with single-ion anisotropy. Now, we consider the above Hamiltonian (1) for the case of spin-2. In the case of spin-3/2 the physical quantities such as the magnetization, the magnetization phase diagram, the specific heat, and the magnetic susceptibility were evaluated numerically to keep in this system of spin-2.

We have plotted the magnetization m as a function of external field h for only fixed values of $D = 1.5$ and $T = 0.01$ (unit by J) as shown in Fig. 5(a). The number of the plateaus obey to OYA criterion for spin-2 chain in the case of the spin-3/2 chain. The plateaus appear at $m = 0.0, 0.5, 1.0, 1.5,$ and 2.0 for all values of positive single-ion anisotropy D . It is seen from Fig. 5(a) that there are three critical fields as h_{c_1}, h_{c_2} and h_{c_3} in the spin-2 chain. On the other hand, we have plotted the magnetization m as a function of the external field h for only fixed values of $D = 1.5$ and for the extreme case of $J = 0.0$ in Fig. 5(b) to see behavior of the present system in the limit of $\frac{D}{J} \rightarrow \infty$. In this limit, the spin-2 Ising chain has the three plateaus at $m = 0.0, 1.0,$ and 2.0 . At the extreme case of $J = 0.0$, one can easily suggest that it is equal to two-particle system with three plateaus at $m = 0.0, 1.0,$ and 2.0 in the ground magnetization.

The single ion-anisotropy dependence of the magnetization plateaus of 1D AF spin-2 Ising chain near the ground state were presented in $h - D$ space in Fig. 6. The characteristic behavior of the phase diagram of the spin-2 chain is similar to that of the spin-3/2 chain. The saturated field increasing monotonously with the rise of D , however, all critical field values i.e., $h_{c_1}, h_{c_2},$ and h_{c_3} have a critical behavior at the $D = 1.0$ due to choosing of $J = 1.0$. The first and second critical fields decrease in the regime $0.0 < D < 1.0$ with increase of D , but they increasing monotonously with the rise of D . The third critical field increase slowly with rise of $D < 1.0$, however, it increase monotonously with the rise of D . On the other hand, the width of the plateau $m = 1.0$ increases with D increasing for the present system, however, the width of the plateaus $m = 0.5$ and $m = 1.0$ remain constant for values of $D > 1.0$, while they increase with D increasing up to $D = 1.0$ as seen from Fig. 6.

The temperature dependence of the specific heat for different field values and fixed value of D is shown in Fig. 7(a) and for different single ion-anisotropy values and fixed field value of h is shown in Fig. 7(b), respectively. One can suggested that the physical behavior of specific heat of spin-2 chain has the same characteristic with spin-3/2. In fact, as can be seen from Fig. 7(a), the height of the specific heat peak for the fixed value of D decreases and moves towards zero temperature when the external field h increases. On the other hand, the height of the specific heat peak for the fixed value of h decreases and moves towards zero temperature when the value of single-ion anisotropy increases in Fig. 7(b).

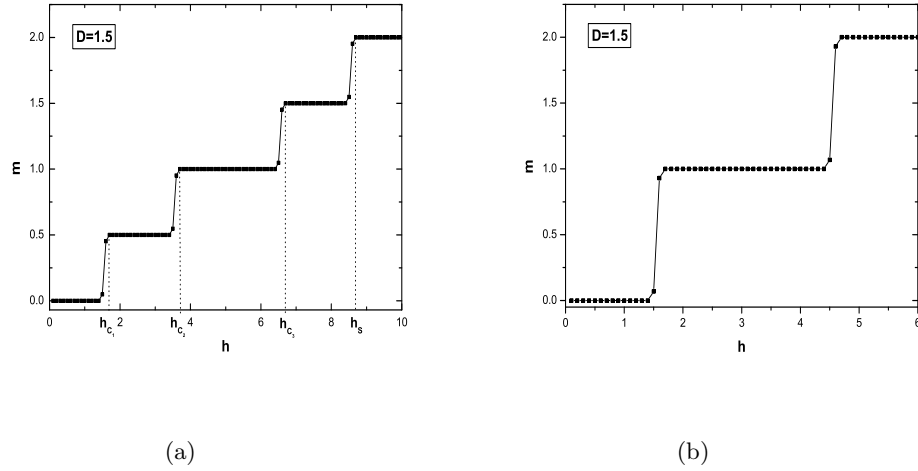


Fig. 5: (a) The magnetization m as a function of magnetic field h for $D = 1.5$. Here h_{c1} the initial critical field, h_{c2} the second critical field, h_{c3} the third critical field, and h_s saturated field, respectively ($T = 0.01$, unit by J) (b) In the extreme case of $J = 0$, the magnetization m as a function of magnetic field h for $D = 1.5$ ($T = 0.01$).

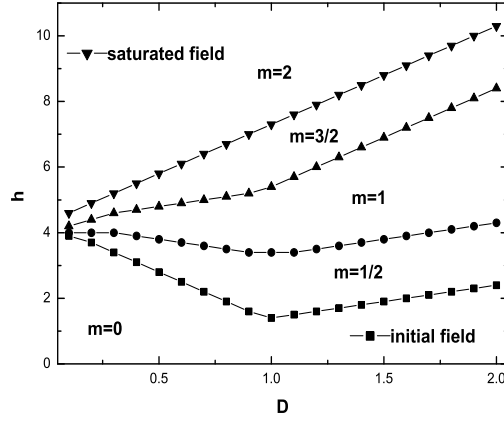
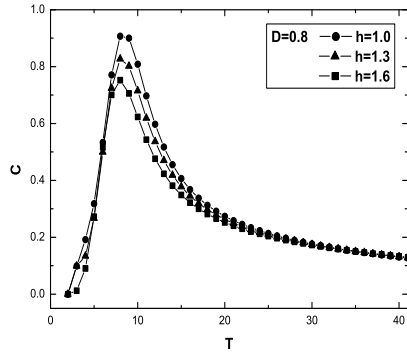
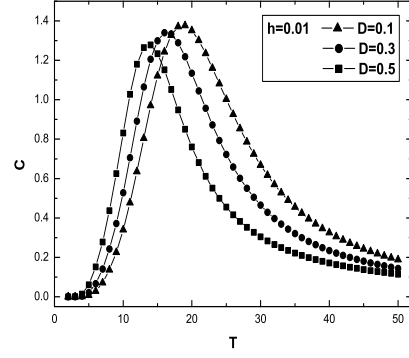


Fig. 6: The magnetization phase diagram of the ground state of AF spin-2 Ising chain under finite magnetic field. The square-dot line, the circular-dot line, the upper triangle-dot line, and the lower triangle-dot line represent the initial critical field, the second critical field, the third critical field, and the saturated field, respectively.

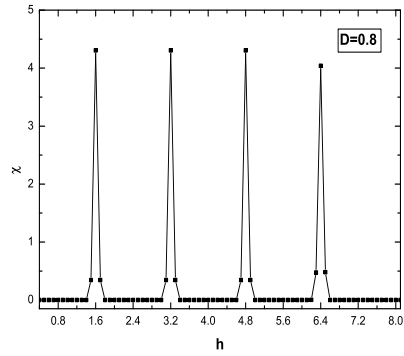


(a)

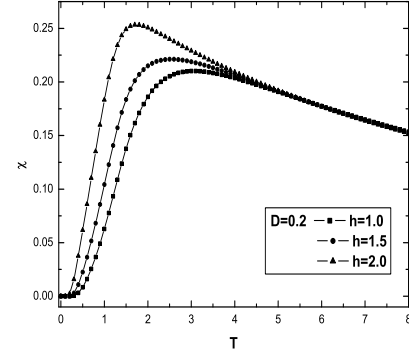


(b)

Fig. 7: The specific heat C as a function of temperature T (unit by J): (a) $h = 1.0, 1.3, 1.6$ at fixed value of $D = 0.8$ (b) $D = 0.1, 0.3, 0.5$ at fixed value of $h = 0.01$.



(a)



(b)

Fig. 8: (a) Susceptibility as a function of magnetic field h at $D = 0.8$ and $T = 0.01$ (b) Susceptibility as a function of temperature for various value of h at $D = 0.2$ (unit by J).

Finally, we have plotted the magnetic susceptibility versus external field for fixed D in Fig. 8(a) and versus the temperature for different values of h and fixed value of D in Fig. 8(b), respectively. The peaks in Fig. 8(a) indicate the critical field values transition from one plateau to another one for the spin-2 chain. On the other hand, the behavior of the susceptibility curves in Fig. 8(b) clearly provide that 1D AF spin-2 Ising chain has an energy gap which leads to the magnetic plateaus.

5 Conclusion

In this study, using by quasi-classical Hamiltonian(1), we have evaluated the magnetic and thermal properties of 1D AF spin-3/2 and spin-2 Ising chain with a single-ion anisotropy in the presence of an external magnetic field at low temperature in the framework of the transfer matrix formalism.

The most important result stemming from this study is the confirmation of a multi step magnetization process by a numerical calculation for both in the case of a half-odd integer, and an integer spin quantum S . Indeed, we found out that the $2S + 1$ step-like magnetization plateaus of the system appear for all values of positive single-ion anisotropy $D > 0$ in both spin system, when the external field varied from zero to the saturated field. In addition, the magnetic plateau does not appear for $D = 0.0$ in these spin systems, however, at extreme value of $J = 0.0$ we observed that the spin-3/2 Ising chain has two plateaus at $m = 0.5$ and 1.5 and then spin-2 Ising chain has three plateaus at $m = 0.0, 1.0,$ and 2.0 . These evidences confirm that single ion-anisotropy and the nearest-neighbor interaction contribute to be formed the magnetic plateaus. Therefore, plateau forms in the 1D AF spin- S Ising chains can be explain owing to the co-existence of antiferromagnetic interaction of $(S_i^z S_{i+1}^z)$ and positive single-ion anisotropy $(S_i^z)^2$.

The plateau predictions in this study are compatible with previous theoretical studies [3, 5, 10, 12, 17, 20]. Therefore, the present results provide that there is a class of one-dimensional spin systems which in terms of Heisenberg and Ising spins lead to the qualitatively same structures of the magnetization profiles, particularly to the formation of magnetization plateaus. Hence, we suggest that the quasi-classical approach can be used to examine the magnetic and thermal behaviors of 1D AF spin- S Ising chains as well as the Heisenberg Hamiltonian.

Unfortunately, we have not compare our thermodynamical results with the experimental results since there are no enough experimental studies for these systems in the literature. However, it is understand from present theoretical evidences that the magnetic and thermal characteristic of the 1D AF spin- S Ising chains are the same. Therefore, we expected that our results will be agreement with the experimental results of the ideal spin-3/2 and spin-2 compounds.

Finally, we stated that one does not expect any spin-Peierls transition in these models, because there is no physical mechanism for it within a model constructed purely from S^z operator, without any coupling to the lattice. A spin-Peierls transition may occur only due to a small amount of magnetic impurities and derivations from stoichiometry of the compound synthesized experimentally [24].

References

- [1] F. D. M. Haldane, Phys. Lett., 93A (1993) 464; Phys. Rev. Lett., 50 (1983) 1153.
- [2] E. H. Lieb, T. D. Schultz and D. C. Mattis, Ann. Phys., NY 16 (1961) 407; E. H. Lieb and D. C. Mattis, J. Math. Phys., 3 (1962) 749.
- [3] M. Oshikawa, M. Yamanaka and I. Affleck, Phys. Rev. Lett., 78 (1997) 1984.
- [4] J. Strecka and M. Jascur, Condens. Matter, 15 (2003) 4519.
- [5] X. Y. Chen, Q. Jiang, W. Z. Shen and C. G. Zhong, J. Magn. Magn. Mater., 262 (2003) 258.
- [6] T. Tonegawa, T. Nakao and M. Kaburagi, J. Phys. Soc. Japan, 65 (1996) 3317.
- [7] R. Sato and K. Kindo, Physica B, 246 (1998) 372.
- [8] K. Hida, J. Phys. Soc. Japan, 63 (1994) 2359.
- [9] T. Totsuka, Phys. Lett. A, 228 (1997) 103; Eur. Phys. J. B, 5 (1998) 705.
- [10] T. Sakai and M. Takahashi, Physica B, 246 (1998) 375; Phys. Rev. B, 57 (1998) R3201.
- [11] T. Yamamoto, M. Asano and C. Ishii, J. Phys. Soc. Japan, 59 (2000) 3965.
- [12] E. Aydiner and C. Akyüz, Chin. Phys. Lett., 22 (2005) Vol.9 (in press).
- [13] K. Okamoto, Solid State Commun., 98 (1995) 245.
- [14] Y. Narumi, M. Hagiwara, R. Sato, K. Kindo, H. Nakano and M. Takahashi, Physica B, 246 (1998) 509.
- [15] Y. Narumi, R. Sato, K. Kindo and M. Hagiwara, J. Magn. Magn. Mater., 177 (1998) 685 and references therein.
- [16] T. Goto, M. I. Bartashevich, Y. Hosokoshi, K. Kato and K. Inoue, Physica B, 294 (2001) 43.

- [17] V. R. Ohanyan and N. S. Ananikian, *Phys. Lett. A*, 307 (2003) 76.
- [18] K. Totsuka, *Phys. Rev. B*, 57 (1998) 3453.
- [19] T. Momoi and K. Totsuka, *Phys. Rev. B*, 61 (2000) 3231.
- [20] E. Aydiner, *Chin. Phys. Lett.*, 21 (2004) 2289.
- [21] K. Kubo and T. Momoi, *Z. Rev. B*, 103 (1997) 485.
- [22] A. Honecker, *J. Phys.: Condens. Matter*, 11 (1999) 4697.
- [23] I. Chatterjee, *Phys. Rev. B*, 31 (1985) 3158.
- [24] A. N. Vasilier, O. L. Ignatchik, M. Isobe and Y. Ueda, *Phys. Rev. B*, 70 (2004) 132415.