

Field-Induced Uniform Antiferromagnetic Order Associated with Superconductivity in $\text{Pr}_{1-x}\text{LaCe}_x\text{CuO}_{4-\delta}$

Ryosuke KADONO*, Kazuki OHISHI†, Akihiro KODA, Shanta R. SAHA‡, Wataru HIGEMOTO¹, Masaki FUJITA² and Kazuyoshi YAMADA²

Institute of Materials Structure Science, High Energy Accelerator Research Organization (KEK), Tsukuba, Ibaraki 305-0801

¹*Advanced Science Research Center, Japan Atomic Energy Research Institute, Tokai, Naka, Ibaraki 319-1195*

²*Institute for Materials Research, Tohoku University, Sendai 980-8577*

(Received May 1, 2005)

Strong correlation between field-induced antiferromagnetic (AF) order and superconductivity is demonstrated for an electron-doped cuprate superconductor, $\text{Pr}_{1-x}\text{LaCe}_x\text{CuO}_{4-\delta}$ (PLCCO). In addition to the specimen with $x = 0.11$ (which is close to the AF phase boundary, $x \simeq 0.10$), we show that the one with $x = 0.15$ ($T_c \simeq 16$ K at zero field) also exhibits the field-induced AF order with a reduced magnitude of the induced moment. The uniform muon Knight shift at a low magnetic field ($\sim 10^2$ Oe) indicates that the AF order is not localized within the cores of flux lines, which is in a marked contrast with theoretical prediction for hole-doped cuprates. The presence of anomalous non-diagonal hyperfine coupling between muons and Pr ions is also demonstrated in detail.

KEYWORDS: electron-doped cuprates, superconductivity, magnetism, μSR

1. Introduction

The question whether or not the mechanism of superconductivity in electron-doped (n -type) cuprates is common to that in hole-doped (p -type) cuprates is one of the most interesting issues in the field of cuprate superconductors, which is yet to be answered. Theoretically, in the single band models such as the Hubbard model or t - J model,¹ the electronic state of a hole on the CuO_2 plane ($3d^9\bar{L}$) is approximated by the Zhang-Rice singlet between a local Cu^{2+} spin and the hole on the oxygen atoms,² which is projected to the state of a spinless hole ($3d^8$) on the copper ions. This approximation makes the electronic state of holes and electrons virtually equivalent between p -type and n -type cuprates, leading to the prediction of “electron-hole symmetry”. In reality, there is a limited number of compounds known to date as n -type, among which those belonging to the T’ phase, represented by $\text{Nd}_{2-x}\text{Ce}_x\text{CuO}_4$ (NCCO),^{3,4} have been most actively studied. The T’ structure is similar to that of the T phase represented by $\text{La}_{2-x}\text{Sr}_x\text{CuO}_4$ (with reconfiguration of oxygen atoms) and thereby the latter is regarded as the p -type partner. Experimentally, it has been known for decades that the magnetic phase diagram as a function of doping exhibits significant electron-hole asymmetry between those two classes; while the antiferromagnetic (AF) order is strongly suppressed by small amount ($x \leq 0.06$) of doping in p -type $\text{La}_{2-x}\text{Sr}_x\text{CuO}_4$, the AF phase dominates over a wide region of doping (e.g., $0 \leq x \leq 0.14$ in NCCO), sharing a boundary with the superconducting phase.⁵ In view of the t - J model, it is argued that this asymmetry can be understood by considering the difference in the actual electronic state in such a way that the higher order hopping (transfer) terms are introduced to the original models.⁶

However, the recent observation of superconductivity in a new class of T’ compounds, $\text{La}_{2-x}\text{RE}_x\text{CuO}_4$ ($\text{RE} =$

Sm, Eu, etc., $T_c = 21$ – 25 K) suggests that there might be no such symmetry between p -type and n -type cuprates.⁷ The new T’ phase compound exhibits superconductivity without carrier doping (both rare earth and La ions are trivalent), which leads to a speculation that it might not be crucial to have the AF insulator phase as a basis in modeling the n -type cuprates. Since the presence of the AF insulator (or, the Mott insulator) phase is presumed to be an essential feature of p -type cuprates in a certain class of theoretical models, the absence of the electron-hole symmetry would be a sign that the n -type cuprates may have their own mechanism for superconductivity independent of the p -type partners. As a matter of fact, there is increasing number of experimental evidence that they are different in many respects. For example, the resistivity (ρ) in the normal state of n -type cuprates follows a quadratic temperature dependence ($\rho \propto T^2$) which is common to ordinary metals, whereas a linear dependence is observed in optimally doped p -type cuprates. This is further supported by the recent NMR study of an n -type cuprate, $\text{Pr}_{1-x}\text{LaCe}_x\text{CuO}_{4-\delta}$ (PLCCO, $x = 0.09$), where the metallic Korringa law is observed upon the removal of superconductivity by applying an external magnetic field above the upper critical field ($H_{c2} \simeq 50$ kOe).⁸ Besides these, a commensurate spin fluctuation is observed in the superconducting state of an n -type cuprate,⁹ which is in marked contrast with the incommensurate spin fluctuation commonly found in p -type cuprates.^{10–14}

The response to the external magnetic field is another potential clue to understand the ground state property of cuprates which are typical type II superconductors. They fall into a flux line lattice (FLL) state under a magnetic field ($> H_{c1}$, the lower critical field), where the superconducting order parameter is locally suppressed in the center of flux (vortex cores). In such a situation, the t - J model pre-

dicts that the local carrier density would be partially proportional to the order parameter so that the quasistatic AF correlation may develop in the vortex cores.¹⁵ A similar tendency is also predicted by the Hubbard model¹⁶ or that based on SU(5) symmetry.¹⁷ Interestingly, the recovery of quasistatic AF state under a moderate magnetic field has been reported to occur in a whole variety of *p*-type cuprates including $\text{La}_{2-x}\text{Sr}_x\text{CuO}_4$ (LSCO),^{18–22} $\text{YBa}_2\text{Cu}_3\text{O}_{7-\delta}$ (YBCO),^{23,24} $\text{YBa}_2\text{Cu}_4\text{O}_8$ (Y_{1248}),²⁵ and $\text{Bi}_2\text{Sr}_2\text{CaCu}_2\text{O}_{8+\delta}$ (BSCCO).²⁶ The primary issue in those results is whether or not the field-induced AF state is localized in the vortex cores. In this regard, while neutron diffraction is not sensitive to the local structure over such a large length scale (vortices with a core size of $\sim 10^2$ Å, separated by 10^2 – 10^3 Å),^{18–20} local spin probes like nuclear magnetic resonance (NMR) and muon spin rotation (μSR) are sensitive to the local modulation of internal fields induced by the AF cores. Indeed, although the case is not strong, there is certain evidence that such AF vortex cores may be realized.^{21,23–25}

In this paper, we present detailed report on the field-induced antiferromagnetism in an *n*-type cuprate, $\text{Pr}_{1-x}\text{LaCe}_x\text{CuO}_{4-\delta}$, probed by μSR . A part of the work on a specimen with $x = 0.11$ ($T_c \simeq 26$ K) has been reported in the earlier paper,²⁷ where we demonstrated that the response to external field is markedly different from that found in *p*-type cuprates; it is characterized by a uniform shift ($\Delta B \sim 10^1$ Oe) of the internal field under an extremely low external magnetic field ($\sim 10^2$ Oe). More interestingly, ΔB exhibits unambiguous correlation with the occurrence of superconductivity; it develops only below T_c with an external field lower than ~ 40 kOe. Here, we report new result on the specimen with $x = 0.15$ ($T_c \simeq 16$ K) which is situated deep in the superconducting phase from the phase boundary to the AF phase ($x \simeq 0.10$). While the observed response to the external field is quite similar to that for $x = 0.11$, the magnitude of the effect is considerably reduced. These observations suggest that the field-induced AF correlation coexists microscopically with superconductivity in PLCCO.

As demonstrated earlier in the specimen with $x = 0.11$,²⁷ the presence of non-diagonal hyperfine (HF) coupling parameter is confirmed in the new specimen by the muon Knight shift and susceptibility measurements with both field parallel and perpendicular to the *ab*-plane. This establishes that muon probes the *in-plane* susceptibility of CuO_2 planes under a field *normal* to the planes, where the Pr ions are coupled to the Cu ions by the superexchange interaction and exert local field to muon throughout the non-diagonal HF coupling. Thus, the occurrence of *in-plane* polarization associated with the field-induced AF phase leads to the shift of the internal field along *c*-axis, which is mediated by the Pr ions. We show that this model provides quantitatively consistent account of the field-induced antiferromagnetism of CuO_2 planes observed by neutron diffraction in the specimen with $x = 0.11$.²⁸ The success of the present model strongly suggests that the interpretation of data in the preceding work reporting a similar result in $\text{Pr}_{2-x}\text{Ce}_x\text{CuO}_{4-\delta}$ ²⁹ is inappropriate, leading to a highly

overestimated size of Cu moments in the field-induced AF state.

2. Experimental

Single crystals of PLCCO with sizable dimensions were prepared by the traveling-solvent float zone method to obtain the specimen for $x = 0.11$ ($\delta \simeq 0.02$, $T_c \simeq 26$ K) and $x = 0.15$ ($\delta \simeq 0.05$, $T_c \simeq 19$ K), the details of which have already been published elsewhere.³⁰ A large volume fraction and the sharp onset of Meissner diamagnetism near T_c (see below) demonstrated the high quality of these specimens. The μSR measurements were conducted on the M15 beamline at TRIUMF, Canada. As illustrated in Fig. 1, a slab of PLCCO crystal (measuring about 5 mm×8 mm×0.5 mm) with the tetragonal *c*-axis perpendicular to the plane of the specimen was loaded onto a He gas-flow cryostat and a magnetic field ($\mathbf{H} = (0, 0, H_z)$) was applied parallel to the *c*-axis (where $z \parallel c$). Additional set of measurements were made on the specimen with $x = 0.15$ under a field parallel to the *ab*-plane. In a transverse field (TF) geometry, the initial muon polarization was perpendicular to \mathbf{H} so that the muon probed the local field B_z by spin precession at a frequency $\gamma_\mu B_z$ (with $\gamma_\mu = 13.553$ MHz/kOe being the muon gyromagnetic ratio). Detailed zero-field (ZF) μSR measurements on the same specimen at various level of oxygen depletion indicated a weak random magnetism similar to the case of $\text{Pr}_{2-x}\text{Ce}_x\text{CuO}_{4-\delta}$, which is identified as being due to the small Pr moments.³¹

3. Result and Discussion

3.1 Anomalous Muon-Pr Hyperfine Interaction in PLCCO

The muon hyperfine parameter (A_μ) is deduced from a comparison between the magnetic susceptibility (χ) and the muon Knight shift (K_μ) in the normal state. In the following, we assume that the crystal *c*-axis (= tetragonal axis) is always parallel with the Cartesian *z*-axis, while the *ab* direction is arbitrarily chosen in the *xy* plane. Then, provided that the external field is parallel to the *c*-axis, their relation in rare-earth metallic compounds is generally expressed as

$$K_\mu^z \simeq K_0 + A_\mu \chi_c \frac{1}{N_A \mu_B} = K_0 + (A_c + A_{\text{dip}}^{zz}) \chi_c \frac{1}{N_A \mu_B}, \quad (1)$$

where K_0 , A_c denote the respective contributions from the *T*-independent Pauli paramagnetism and from the polarization of conduction electrons by the Rudermann-Kittel-Kasuya-Yoshida (RKKY) interaction, χ_c denotes the susceptibility along the tetragonal axis, N_A is the Avogadro number, μ_B is the Bohr magneton, and A_{dip}^{zz} is the relevant component of the dipole tensor,

$$A_{\text{dip}}^{\alpha\beta} = \sum_i \frac{1}{r_i^3} \left(\frac{3\alpha_i\beta_i}{r_i^2} - \delta_{\alpha\beta} \right) \quad (\alpha, \beta = x, y, z), \quad (2)$$

which is predominantly determined by the nearest neighboring Pr ions (with index i) at a distance $\mathbf{r}_i = (x_i, y_i, z_i)$ from the muon. Considering the earlier reports that the muon site is crystallographically unique and located near the oxygen atoms midway between the CuO_2 planes

($z = 0.25$ or 0.75 in the unit cell),^{5,32} we obtain a calculated value of $A_{\text{dip}}^{\alpha\beta}$ as

$$A_{\text{dip}}^{xx} = A_{\text{dip}}^{yy} = -\frac{1}{2}A_{\text{dip}}^{zz} = -482 \text{ Oe}/\mu_B, \quad (3)$$

where the other non-diagonal terms are zero (i.e., $A^{\alpha\beta} = 0$ for $x \neq y \neq z$). Assuming that the actual in-plane anisotropy is small (i.e., $A_{\text{dip}}^{xx} \simeq A_{\text{dip}}^{yy}$), we have the Knight shift for the field parallel to the ab -plane,

$$K_{\mu}^{xy} \simeq K_0 + (A_c + A_{\text{dip}}^{xx})\chi_{ab} \frac{1}{N_A\mu_B}, \quad (4)$$

with χ_{ab} being the in-plane susceptibility. As shown in the inset of Fig. 2(a), PLCCO exhibits a large anisotropy of χ between the in-plane (χ_{ab}) and normal (χ_c) directions, where χ_{ab} exhibits a significant increase with decreasing temperature while χ_c remains almost unchanged. This feature is least dependent on the Ce concentration x , and well understood by the single-ion anisotropy of Pr ions (Pr^{3+} , 3H_4 multiplet), considering the tetragonal crystal electric-field and exchange interaction with Cu ions.³³ The corresponding muon Knight shift versus temperature obtained for $x = 0.15$ is shown in Figs. 2 for the case of $\mathbf{H} \parallel c$ (corresponding to K_{μ}^z) and in Fig. 3 for $\mathbf{H} \parallel ab$ (corresponding to K_{μ}^{xy}), where the external field is 20 kOe. As evident in Figs. 2(a) and 2(b), K_{μ}^z exhibits a remarkable feature that it is mostly proportional to χ_{ab} , which is in a stark contrast to eq. (1) where K_{μ}^z is expected to be linear in χ_c . This indicates that, while the muon Knight shift is primarily determined by the hyperfine interaction with Pr ions, the effective field exerting on Pr ions is parallel to the ab -plane under an external field applied parallel to the c -axis. In contrast to the case of K_{μ}^z , the in-plane Knight shift K_{μ}^{xy} exhibits a normal behavior; as shown in Fig. 3(a) and 3(b), it is proportional to χ_{ab} which is in line with eq.(4).

It is inferred from the Fourier analysis of the TF- μ SR spectra at higher external fields ($H \parallel c$) that there are two symmetrical satellite peaks with respect to the central peak with about one half intensity whose splitting becomes sufficiently large to be resolved above ~ 25 kOe.³¹ Provided that the rare-earth sites are randomly occupied by Pr and La ions, the observed spectral pattern suggests a binomial distribution of hyperfine coupling constants. Meanwhile, our simulation indicates that such binomial distribution cannot be reproduced by eq. (1) with the magnetic dipolar term as the predominant component. Thus, we must introduce a Fermi contact-type non-diagonal hyperfine interaction, A_f , to account for the observed result, namely,

$$K_{\mu}^z \simeq K_0 + A_f\chi_{ab}, \quad (5)$$

$$K_{\mu}^{xy} \simeq K_0 + (A_f + \overline{A}_{\text{dip}}^{xy})\chi_{ab}, \quad (6)$$

where we further assume that there is additional contribution of field-induced (orbital) Pr moments along the ab -plane to reproduce the difference between those two directions. The K - χ plot for χ_{ab} in Figs. 2(b) and 3(b) exhibits a linear relation with a small offset near the ori-

gin, from which we obtain

$$A_{\mu}^z = \frac{dK_{\mu}^z}{d\chi_{ab}} = -1.083(3) \text{ kOe}/\mu_B = A_f \quad (7)$$

$$A_{\mu}^{xy} = \frac{dK_{\mu}^{xy}}{d\chi_{ab}} = -1.21(4) \text{ kOe}/\mu_B = A_f + \overline{A}_{\text{dip}}^{xy} \quad (8)$$

The value of A_f is in reasonable agreement with that obtained previously, i.e., $-969(2) \text{ Oe}/\mu_B$ in the specimen with $x = 0.11$.²⁷ From the comparison with the calculated value of the dipolar tensor, we have an estimated size of field-induced Pr moment along the ab -axis at 20 kOe, $\mu_{\text{Pr}} \simeq (\overline{A}_{\text{dip}}^{xy}/A_{\text{dip}}^{xy})\mu_B = 0.26(1)\mu_B$. Here, we note that μ_{Pr} is not a local spin but an effective dipole moment induced by the mixing of the 3H_4 multiplets under an external field. Thus, it shrinks with decreasing field and thereby it is consistent with the previous observation of fairly small Pr moments inferred from zero field- μ SR study.³¹

It must be stressed that, while the origin of the above anomalous hyperfine interaction is not clear at this stage, the non-diagonal term in eq. (5) plays a key role in probing the in-plane polarization of Pr ions which are directly coupled to Cu spins in the CuO_2 planes. In the following, we propose a mechanism on how the in-plane polarization in the CuO_2 planes exerts additional field to muons sitting nearby the Pr ions.

3.2 Field-Induced Antiferromagnetic Order in the Superconducting State

In the flux line lattice state of the type II superconductors, implanted muons provide a random sampling of the spatial field distribution $B(\mathbf{r})$ so that the observed μ SR time spectrum is described by a complex polarization

$$P_x(t) + iP_y(t) = \int n(B) \exp(i\gamma_{\mu}Bt + \phi)dB, \quad (9)$$

where $n(B)$ is the spectral density for $B(\mathbf{r})$ characterized by a negatively shifted peak corresponding to the van Hove singularity, and ϕ is the initial phase of muon spin rotation.³⁴ Meanwhile, as shown in Fig. 4, the μ SR spectrum at $H_z = 200 \text{ Oe}$ exhibits a large positive shift of the peak frequency in the superconducting state of PLCCO, which is apparently opposite to that associated with $n(B)$. Such a positive shift, or so-called ‘‘paramagnetic Meissner effect’’, is occasionally found in the magnetization of granular cuprate superconductors upon field-cooling (FC) with a small field ($\leq 1 \text{ Oe}$), which has been interpreted as a manifestation of d -wave pairing.³⁵ However, as shown in the inset of Fig. 4, the possibility of attributing the observed positive shift to the paramagnetic Meissner effect is ruled out by the magnetic response observed in both FC and ZFC (zero field-cooling) magnetization measurements; the bulk magnetization exhibits no anomaly to anticipate such a reversed magnetization. The increase in the spin relaxation rate (Λ) may be understood by considering the inhomogeneous magnetic field distribution due to the FLL formation. These observations are common to the case with $x = 0.11$, and similar to what has been observed in $\text{Pr}_{2-x}\text{Ce}_x\text{CuO}_{4-\delta}$ (PCCO).²⁹

More surprisingly, this additional shift exhibits a strong and non-linear dependence on the external field. The absolute magnitude of the shift, $\Delta B_z = B_0^S - B_0^N$ (frequencies divided by γ_μ), is shown in Fig. 5, where B_0^S and B_0^N denote the internal field felt by muon at 10 K and at temperatures above T_c , respectively. It exhibits a steep decrease with increasing field, *changing its sign* to negative above ~ 1 kOe in both cases of $x = 0.11$ and 0.15 . The field dependence of ΔB_z below ~ 1 kOe indicates that the change associated with the FLL state is completely masked by the anomalous positive shift. This is also consistent with a large magnetic penetration depth (≥ 3400 Å) reported for PCCO, which would lead to a shift with much smaller amplitude than the observed one (e.g., $\Delta B_z \sim -1$ Oe at $H = 200$ Oe). Above ~ 2 kOe, ΔB_z is only weakly dependent on the field up to ~ 40 kOe, where the gradual increase of the shift to the negative direction would be attributed to a small contribution of bulk demagnetization effect.

It might be argued that the observed behavior of ΔB_z below ~ 1 kOe is qualitatively similar to that reported for PCCO ($H \leq 2$ kOe).²⁹ However, while the latter suggests that ΔB_z approaches asymptotically to zero at higher fields, our data indicates that there is a change of sign in ΔB_z ; note that the lines in Fig. 5 representing the demagnetization effect do not cross zero when they are extrapolated to lower fields. As discussed below, this is not understood by the simple model proposed for the case of PCCO, but one has to consider a modulation (flip) of the hyperfine field A_μ^z induced by the external field. Here, it must be stressed that the hyperfine parameters reported in the previous section is deduced from the data obtained at 20 kOe. Unfortunately, K_μ^z in the normal state is too small to be measured at such low fields. Provided that the change is described by the classical Langevin function, the entire field dependence including the flip is described in the following form,

$$\Delta B_z(H_z) = B^* \tanh(H_z/H_p) + c_d H_z + B_0, \quad (10)$$

where B^* is the additional internal field induced by H_z , H_p is the characteristic field with which the sign of A_μ^z flips, c_d is the residual demagnetization term, and B_0 is the field offset. The result of fitting analysis using the above equation is shown by solid curves in Fig. 5, where the obtained parameter values are listed in Table I. The model reproduces data for both cases of $x = 0.11$ and 0.15 .

It is interesting to note that, apart from the steep change below ~ 2 kOe attributed to the flip of A_μ^z , the field dependence of ΔB_z for $x = 0.11$ is quite similar to that of field-induced Cu moments revealed by neutron diffraction;²⁸ they exhibit least dependence on the field below ~ 40 kOe. This strongly suggests that the parameter B^* in eq. (10), which represents the amplitude of the internal field felt by muon, is proportional to the Cu moments observed by neutron diffraction. Concerning the neutron result, one may recall vigorous debate on the origin of field-induced effect observed in NCCO,³⁶ whether it is due to impurity phases³⁷ or intrinsic to the CuO₂ plane.³⁸ In PLCCO, the possible contribution of impurity phases (Pr,Ce,La)₂O₃ has been investigated by the

recent neutron diffraction experiment and they found no such effect below 70 kOe.³⁹

It is known in PLCCO that the Cu spins have a non-collinear AF structure, lying within the ab -plane.^{39,40} Provided that the field-induced AF phase has the same non-collinear structure, the c -axis component of the dipolar field from the Cu moments would be zero. Note, however, that this does not mean null shift, because the muon precession frequency is determined by the vector-sum of dipolar fields, so that the additional field along the ab -plane, B_{xy} , leads to a shift

$$\Delta B = \sqrt{H_z^2 + B_{xy}^2} - H_z. \quad (11)$$

Thus, one of the simplest models to explain the positive shift at a low external field is to consider the effect of dipolar fields along the ab plane.²⁹ In the case of PLCCO, the in-plane component of the dipolar field has two possible values, $|B_{xy}| \simeq 784$ Oe/ μ_B or 365 Oe/ μ_B (depending on the relative order of moments between two CuO₂ layers). In order to explain the shift of ~ 10 Oe at $H_z = 200$ Oe for $x = 0.11$, we have to assume $|B_{xy}| \simeq 64$ Oe corresponding to the Cu moment size of 0.1 – 0.2 μ_B . Unfortunately, this is obviously too large to be reconciled with the result of neutron diffraction, where the moment size of Cu ions induced by the external field is estimated as $\sim 10^{-2} \mu_B$.^{28,41} Moreover, as pointed out earlier, it does not explain the change in the sign of shift observed at higher fields. Therefore, it is unlikely that the Cu moments directly contribute to ΔB_z , in contrast to what has been suggested for the case of PCCO.²⁹

On the other hand, it is inferred from neutron diffraction studies that there is a strong superexchange coupling between Cu and Pr ions in $R_2\text{CuO}_4$ ($R = \text{Nd}, \text{Pr}$).⁴² More specifically, about $0.08 \mu_B$ of Pr moments is known to be induced by Cu moments with $0.4 \mu_B$ in Pr₂CuO₄,⁴² having a non-collinear spin structure in both sublattices.⁴⁰ In a mean-field treatment, the Cu ions exert an effective magnetic field on the Pr ions so that the moment size of the Pr ions is proportional to that of Cu ions, namely,

$$\langle M_{\text{Pr}} \rangle \sim \chi_{ab} J \langle M_{\text{Cu}}(H_z) \rangle, \quad (12)$$

where J is the Cu²⁺-Pr interaction energy and $\langle M_{\text{Cu}}(H_z) \rangle$ is the field-induced Cu moments.⁴² This would lead to an additional field at the muon site,

$$\Delta B_z(\text{Pr}) \simeq A_f(H_z) \langle M_{\text{Pr}} \rangle, \quad (13)$$

$$A_f(H_z) \simeq A_f^* \tanh(H_z/H_p). \quad (14)$$

Thus, $\Delta B_z(\text{Pr})$ is induced by Cu ions which are polarized by an external field in the superconducting phase. Here, it is obvious that the presence of non-diagonal hyperfine coupling A_f between muons and Pr ions plays a key role. It serves as a mediator between the *in-plane* polarization of Pr ions and the hyperfine field along the c -axis on the nearby muons. Provided that the magnitude of A_f at lower fields is close to that determined at 20 kOe ($\simeq 1$ kOe/ μ_B), our estimation indicates that about $0.01 \mu_B$ of Pr moments, which may be induced by $\sim 0.05 \mu_B$ of Cu moments, is sufficient to account for the amplitude of

ΔB_z in the specimen with $x = 0.11$. A similar estimation yields $\sim 0.02\mu_B$ of Cu moments for $x = 0.15$. It would be due to this small moment size that the neutron diffraction were unsuccessful to detect the field-induced AF phase for the latter case.²⁸

We would like to stress that the μ SR results in the FLL state of n -type cuprates (including those in PCCO) are qualitatively different from those obtained by similar techniques for the case of p -type cuprates in two aspects. First of all, the effect of superconducting phase manifests itself in the well-defined frequency shift, whereas it is traceable only as an enhancement of spin relaxation^{22,23,25} or the change in the specific part of the field profile related to vortex cores^{21,24} in p -type cuprates. This indicates that the induced polarization of Cu ions in n -type cuprates is quite uniform over the entire volume of the specimen, while it might be localized in the vortex core region in p -type cuprates. Secondly, the effect is highly nonlinear to the external field, as demonstrated by the fact that the strong influence of superconducting phase is observed at an external field as low as 10^2 Oe where the density of magnetic vortices is very small (their distance being $\sim 4 \times 10^3$ Å). Considering that most of the implanted muons are probing the region *outside* the vortex cores in the specimen at this low field range, we conclude that the origin of the enhanced frequency shift in the superconducting phase is not confined in the vortex cores. In addition to the case of $x = 0.11$,²⁷ the new result in the specimen with $x = 0.15$ confirms that the small polarization of Pr ions (and of Cu ions) is present over the entire volume of the specimen under an external field, which on the other hand suggests that the AF correlation becomes weak with increasing x . We emphasize that this is the most important finding of the present work, since it is only the local probes such as μ SR that can investigate the homogeneity of the magnetic order in such a length scale.

As mentioned earlier, the theoretical models based on the strong electronic correlation (e.g., the t - J model¹⁵ or Hubbard model plus superconducting correlation¹⁶) predict that the AF correlation tends to precipitate in the vortex cores in the FLL state. The present result indicates that such situation is not realized in PLCCO, as demonstrated by the data at 200 Oe where the contribution of vortex cores is negligible. On the other hand, it might be in favor of the quantum critical point scenario in understanding the competition between AF and superconducting phases.⁴³ The observed effect in PLCCO might be understood by assuming that a parameter controlling the quantum criticality between the AF and superconducting phase is extremely sensitive to magnetic field. Considering the step-like response of CuO₂ plane to the external field, one may further speculate that the parameter might be related with the time-reversal symmetry (TRS); needless to mention that TRS is broken by the application of an external field (irrespective of its magnitude).

In summary, we have demonstrated in the single crystal specimens of PLCCO with $x = 0.11$ and 0.15 that, (i) the muon Knight shift along the tetragonal axis is proportional to the *in-plane* susceptibility (perpendicular to

the field direction), and that (ii) it is strongly enhanced by the occurrence of superconductivity with remarkable sensitivity to the low magnetic field. The latter can be understood by considering the weak in-plane polarization of Pr ions induced by field-induced Cu moments via superexchange interaction. This also suggests strongly that there is a uniform weak polarization of Cu moments induced by an external field of 10^2 Oe, which occurs only in the superconducting phase of Pr_{1-x}LaCe_xCuO_{4- δ} irrespective of FLL formation. This extraordinary sensitivity of CuO₂ planes to a magnetic field, developing exclusively in the superconducting state, will provide a strong criterion for identifying the true electronic ground state of n -type cuprates.

Acknowledgement

We would like to thank the staff of TRIUMF for technical support during the experiment. This work was partially supported by a Grant-in-Aid for Scientific Research on Priority Areas and a Grant-in-Aid for Creative Scientific Research by the Ministry of Education, Culture, Sports, Science and Technology, Japan. One of the authors (A.K.) was supported by JSPS Fellowship.

- 1) C. Gross, R. Joynt, and T. M. Rice: Phys. Rev. B **36** (1987) 381.
- 2) F. C. Zhang and T. M. Rice: Phys. Rev. B **37** (1988) 3759.
- 3) Y. Tokura, H. Takagi, and S. Uchida: Nature **337** (1989) 345.
- 4) H. Takagi, S. Uchida, and Y. Tokura: Phys. Rev. Lett. **62** (1989) 1197.
- 5) G. M. Luke, L. P. Le, B. J. Sternlieb, Y. J. Uemura, J. H. Brewer, R. Kadono, R. F. Kiefl, S. R. Kretzman, T. M. Riseman, C. E. Stronach, M. R. Davis, S. Uchida, H. Takagi, Y. Tokura, Y. Hidaka, T. Murakami, J. Gopalakrishnan, A. W. Sleight, M. A. Subramanian, E. A. Early, J. T. Markert, M. B. Maple and C. L. Seaman: Phys. Rev. B **42** (1990) 7981.
- 6) T. Tohyama and S. Maekawa: Phys. Rev. B **64** (2001) 212505.
- 7) A. Tsukada, Y. Krockenberger, M. Noda, H. Yamamoto, D. Manske, L. Alff and M. Naito: Solid State Comm. **133** (2005) 427.
- 8) G.-q. Zheng, T. Sato, Y. Kitaoka, M. Fujita and K. Yamada, Phys. Rev. Lett. **90** (2003) 197005.
- 9) K. Yamada, K. Kurahashi, T. Uefuji, M. Fujita, S. Park, S.-H. Lee and Y. Endoh: Phys. Rev. Lett. **90** (2003) 137004.
- 10) S. W. Cheong, G. Aeppli, T. E. Mason, H. A. Mook, S. M. Hayden, P. C. Canfield, Z. Fisk, K. N. Clausen and J. L. Martinez: Phys. Rev. Lett. **67** (1991) 1791.
- 11) T. R. Thurston, P. M. Gehring, G. Shirane, R. B. Birgeneau, M. A. Kastner, Y. Endoh, M. Matsuda, K. Yamada, H. Kojima and I. Tanaka: Phys. Rev. B **46** (1992) 9128.
- 12) P. Dai, H. A. Mook, and F. Dogan: Phys. Rev. Lett. **80** (1998) 1738.
- 13) M. Arai, T. Nishijima, Y. Endoh, T. Egami, S. Tajima, K. Tomimoto, Y. Shiohara, M. Takahashi, A. Garrett and S. M. Bennington: Phys. Rev. Lett. **83** (1999) 608.
- 14) S. M. Hayden, H. A. Mook, P. Dai, T. G. Perring and F. Dogan: Nature **429** (2004) 531.
- 15) M. Ogata, Int. J. Mod. Phys. B **13**, 3560 (1999).
- 16) M. Takigawa, M. Ichioka, and K. Machida, Phys. Rev. Lett. **90**, 047001 (2003).
- 17) S. C. Zhang, Science **275**, 1089 (1997).
- 18) S. Katano, M. Sato, K. Yamada, T. Suzuki and T. Fukase: Phys. Rev. B **62** (2000) R14677.
- 19) B. Lake, G. Aeppli, K. N. Clausen, D. F. McMorrow, K. Lefmann, N. E. Hussey, N. Mangkorntong, M. Nohara, H. Takagi, T. E. Mason and A. Schröder: Science **291** (2001) 1759.
- 20) B. Lake, H. M. Ronnow, N. B. Christensen, G. Aeppli, K. Lefmann, D. F. McMorrow, P. Vorderwisch, P. Smeibidl, N. Mangko-

rntong, T. Sasagawa, M. Nohara, H. Takagi and T. E. Mason: Nature **415** (2002) 299.

21) R. Kadono, W. Higemoto, A. Koda, M.I. Larkin, G.M. Luke, A.T. Savici, Y.J. Uemura, K.M. Kojima, T. Okamoto, T. Kakeshita, S. Uchida, T. Ito, K. Oka, M. Takigawa, M. Ichioka, and K. Machida: Phys. Rev. B **69** (2004) 104523.

22) A. T. Savici, A. Fukaya, I. M. Gat-Malureanu, T. Ito, P. L. Russo, Y. J. Uemura, C. R. Wiebe, P. P. Kyriakou, G. J. MacDougall, M. T. Rovers, G. M. Luke, K. M. Kojima, M. Goto, S. Uchida, R. Kadono, K. Yamada, S. Tajima, T. Msui, H. Eisaki, N. Kaneko, and M. Greven: cond-mat/0410652.

23) V. F. Mitrović, E. E. Sigmund, M. Eschrig, H. N. Bachman, W. P. Halperin, A. P. Reyes, P. Kuhns and W. G. Moulton: Nature **413** (2001) 501.

24) R. I. Miller, R. F. Kiefl, J. H. Brewer, J. E. Sonier, J. Chakhalian, S. Dunsiger, G. D. Morris, A. N. Price, D. A. Bonn, W. H. Hardy and R. Liang: Phys. Rev. Lett. **88** (2002) 137002.

25) K. Kakuyanagi, K. Kumagai and Y. Matsuda, Phys. Rev. B **65** (2002) 060503.

26) J. E. Hoffman, E. W. Hudson, K. M. Lang, V. Madhavan, S. H. Pan, H. Eisaki, S. Uchida and J. C. Davis: Science **295** (2002) 466.

27) R. Kadono, K. Ohishi, A. Koda, W. Higemoto, K. M. Kojima, M. Fujita, S. Kuroshima and K. Yamada: J. Phys. Soc. Jpn. **73** (2004) 2944.

28) M. Fujita, M. Matsuda, S. Katano, and K. Yamada: Phys. Rev. Lett. **93** (2004) 147003.

29) J. E. Sonier, K. F. Poon, G. M. Luke, P. Kyriakou, R. I. Miller, R. Liang, C. R. Wiebe, P. Fournier and R. L. Greene: Phys. Rev. Lett. **91** (2003) 147002.

30) M. Fujita, T. Kubo, S. Kuroshima, T. Uefuji, K. Kawashima and K. Yamada: Phys. Rev. B **67** (2003) 014514.

31) R. Kadono, K. Ohishi, A. Koda, W. Higemoto, K. M. Kojima, S. Kuroshima, M. Fujita and K. Yamada: J. Phys. Soc. Jpn. **72** (2003) 2955.

32) L. P. Le, G. M. Luke, B. J. Sternlieb, Y. J. Uemura, J. H. Brewer, T. M. Riseman, D. C. Johnston, L. L. Miller, Y. Hidaka and H. Murakami: Hyperfine Interact. **63** (1990) 279.

33) R. Sachidanandam, T. Yildirim, A. B. Harris, A. Aharony and O. Entin-Wohlman: Phys. Rev. B **56** (1997) 260.

34) A. G. Redfield: Phys. Rev. **162** (1967) 367.

35) M. Sigrist and T. M. Rice: Rev. Mod. Phys. **67** (1995) 503.

36) H. J. Kang, P. Dai, J. W. Lynn, M. Matsuura, J. R. Thompson, S. C. Zhang, D. N. Argyriou, Y. Onose and Y. Tokura: Nature **423** (2003) 522.

37) P. K. Mang, S. Laroche and M. Greven: Nature **426** (2003) 139.

38) M. Matsuura, P. Dai, H. J. Kang, J. W. Lynn, D. N. Argyriou, Y. Onose and Y. Tokura: Phys. Rev. B **69** (2004) 104510.

39) H. J. Kang, P. Dai, H. A. Mook, D. N. Argyriou, V. Sikolenko, J. W. Lynn, Y. Kurita, S. Koyama and Y. Ando: Phys. Rev. B **71** (2005) 214512.

40) S. Skanthakumar, J. W. Lynn, J. L. Peng and Z. Y. Li: Phys. Rev. B **47** (1993) 6173.

41) M. Fujita, private communication.

42) M. Matsuda, K. Yamada, K. Kakurai, H. Kadowaki, T. R. Thurston, Y. Endoh, Y. Hidaka, R. J. Birgeneau, M. A. Kastner, P. M. Gehring, A. H. Moudden and G. Shirane: Phys. Rev. B **42** (1990) 10098.

43) S. Sachdev: Rev. Mod. Phys. **75** (2003) 913.

x	B^* (Oe)	H_p (kOe)	c_d	B_0 (Oe)
0.11	-9.6(2)	1.04(3)	-0.13(2)	6.9(2)
0.15	-3.6(1)	0.80(4)	-0.059(9)	2.74(9)

Table I. Fitting parameters obtained by analyzing data shown in Fig. 5 using eq. (10).

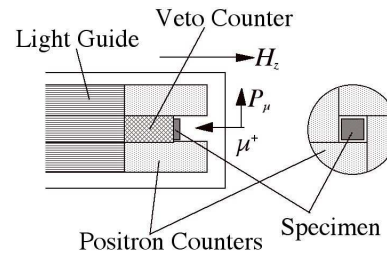


Fig. 1. A schematic view of experimental set-up around the specimen for TF- μ SR measurement, where P_μ is the initial muon polarization and H_z is the external magnetic field. The veto counter is used to eliminate background signals from muons which missed the specimen. Four positron counters are placed inside the cryostat to minimize the positron path, which is crucial to attain a high time resolution.

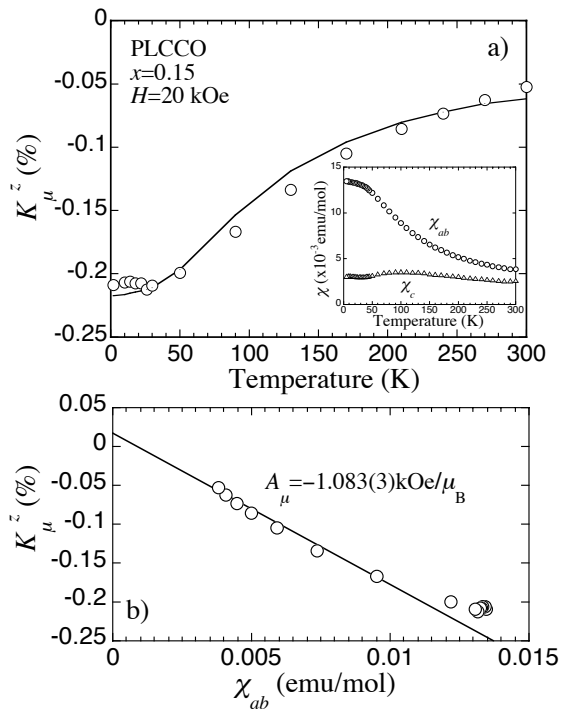


Fig. 2. (a) The muon Knight shift with H parallel to the c -axis, where the solid curve is proportional to χ_{ab} . (b) K - χ plot for the central frequency shown in (a). Inset: magnetic susceptibility vs temperature at $H=20$ kOe applied parallel (χ_c) or perpendicular (χ_{ab}) to the c -axis.

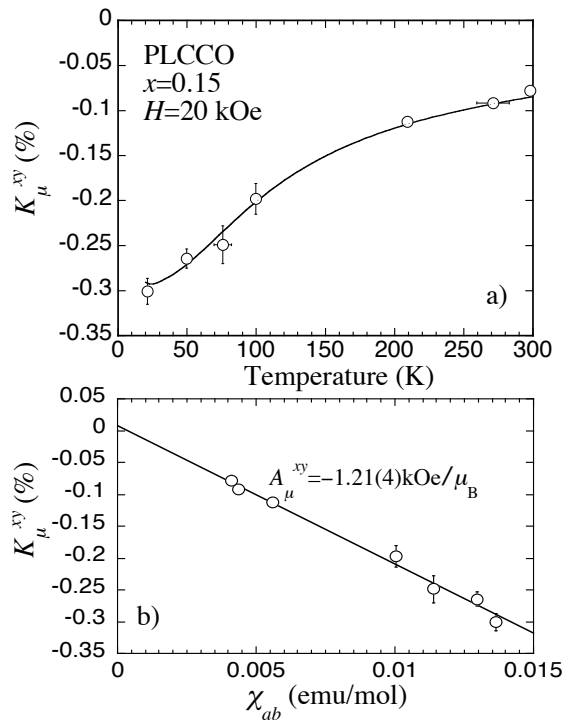


Fig. 3. (a) The muon Knight shift with H parallel to the ab -plane, where the solid curve is proportional to χ_{ab} . (b) K - χ plot for the central frequency shown in (a).

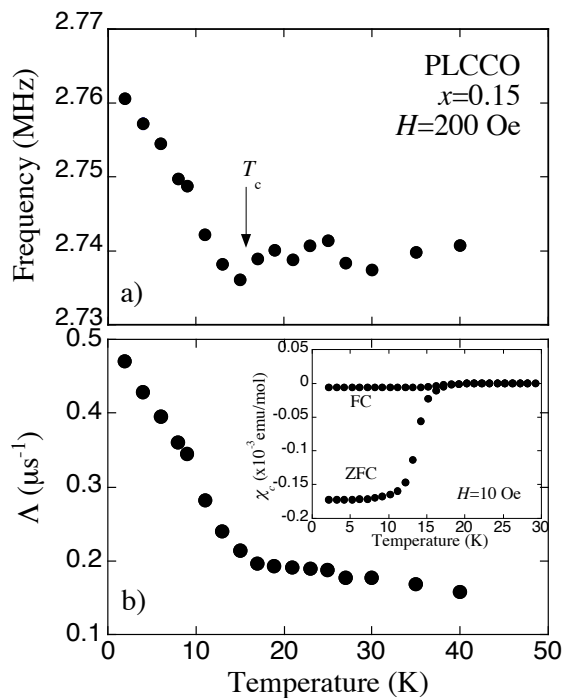


Fig. 4. Temperature dependence of the muon precession frequency (a) and transverse spin relaxation rate (b) at $H_z = 200$ Oe (where $T_c \simeq 16$ K).

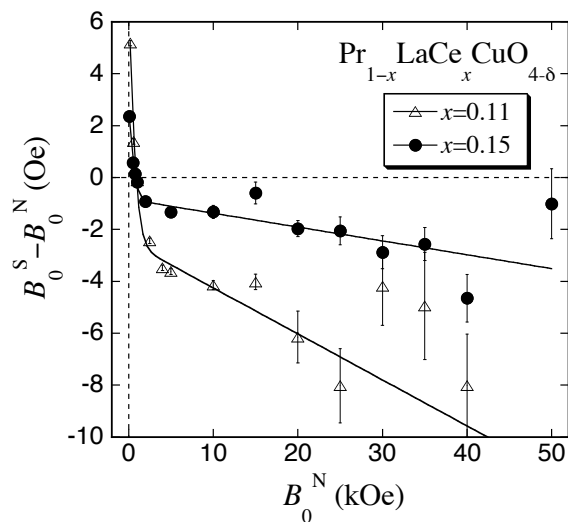


Fig. 5. Magnetic field dependence of the additional shift in the superconducting state, where B_0^S and B_0^N correspond to the internal field at 10 K and 35–40 K, respectively. Solid curve is a fitting result by the model described in the text.