

Criticality and Universality in the Unit-Propagation Search Rule.*

C. Deroulers and R. Monasson

CNRS-Laboratoire de Physique Théorique de l'ENS, 24 rue Lhomond, 75231 Paris CEDEX 05, France.

November 21, 2018

Abstract. The probability $P_{\text{success}}(\alpha, N)$ that stochastic greedy algorithms successfully solve the random SATisfiability problem is studied as a function of the ratio α of constraints per variable and the number N of variables. These algorithms assign variables according to the unit-propagation (UP) rule in presence of constraints involving a unique variable (1-clauses), to some heuristic (H) prescription otherwise. In the infinite N limit, P_{success} vanishes at some critical ratio α_H which depends on the heuristic H . We show that the critical behaviour is determined by the UP rule only. In the case where only constraints with 2 and 3 variables are present, we give the phase diagram and identify two universality classes: the power law class, where $P_{\text{success}}[\alpha_H(1 + \epsilon N^{-1/3}), N] \sim A(\epsilon)/N^\gamma$; the stretched exponential class, where $P_{\text{success}}[\alpha_H(1 + \epsilon N^{-1/3}), N] \sim \exp[-N^{1/6} \Phi(\epsilon)]$. Which class is selected depends on the characteristic parameters of input data. The critical exponent γ is universal and calculated; the scaling functions A and Φ weakly depend on the heuristic H and are obtained from the solutions of reaction-diffusion equations for 1-clauses. Computation of some non-universal corrections allows us to match numerical results with good precision. The critical behaviour for constraints with > 3 variables is given. Our results are interpreted in terms of dynamical graph percolation and we argue that they should apply to more general situations where UP is used.

PACS. 89.20.Ff Computer science and technology – 05.40.-a Fluctuation phenomena, random processes, noise, and Brownian motion – 02.50.Ey Stochastic processes – 89.75.Da Systems obeying scaling laws

1 Introduction

Many computational problems rooted in practical applications or issued from theoretical considerations are considered to be very difficult in that all exact algorithms designed so far have (worst-case) running times growing exponentially with the size N of the input. To tackle such problems one is thus enticed to look for randomized (stochastic) polynomial-time algorithms, guaranteed to run fast but not to find a solution. The key estimator of the performances of these search procedures is the probability of success, $P_{\text{success}}(N)$, that is, the probability over the stochastic choices carried out by the algorithm that a solution is found (when it exists) in polynomial time, say, less than N . Roughly speaking, depending on the problem to be solved and the nature of the input, two cases may arise in the large N limit ¹

$$P_{\text{success}}(N) = \begin{cases} \Theta(1) & \text{(success case)} \\ \exp(-\Theta(N)) & \text{(failure case).} \end{cases} \quad (1)$$

When P_{success} is bounded from below by a strictly positive number at large N , a few runs will be sufficient to provide a solution or a (probabilistic) proof of absence of solution; this case is referred to as *success case* in the following. Unfortunately, in many cases, P_{success} is exponentially small in the system's size and an exponentially large number of runs is necessary to reach a conclusion about the existence

or not of a solution; this situation is hereafter denoted by *failure case*.

An example is provided by the K-SAT problem, informally defined as follows. An instance of K-SAT is a set of constraints (called clauses) over a set of Boolean variables. Each constraint is the logical OR of K variables or their negations. Solving an instance means either finding an assignment of the variables that satisfies all clauses, or proving that no such assignment exists. While 2-SAT can be solved in a time linear in the instance size [1], K-SAT with $K \geq 3$ is NP-complete [2]. The worst-case running time may be quite different from the running time once averaged over some distribution of inputs. A simple and theoretically-motivated distribution consists in choosing, independently for each clause, a K -uplet of distinct variables, and negate each of them with probability one half. The K-SAT problem, together with the flat distribution of instances is called random K-SAT.

In the past twenty years, various randomized algorithms were designed to solve the random 3-SAT problem in linear time with a strictly positive probability P_{success} [3] when the numbers M of clauses and N of variables tend to infinity at a fixed ratio ² $\alpha = M/N$. These algorithms are based on the recognition of the special role played by clauses involving a unique variable, called unit-clauses (unit-clauses are initially absent from the instance but may result from the operation of the algorithm), and obey the following

* Preprint LPTENS-05/24.

¹ Recall that $f(x) = \Theta(x)$ means that there exist three strictly positive real numbers X, a, b such that, $\forall x > X$, $ax < f(x) < bx$.

² Other scalings for M, N were investigated too and appear to be easier to handle, see reference [4].

UNIT-PROPAGATION (UP) RULE: WHEN THE INSTANCE INCLUDES (AT LEAST) A UNIT-CLAUSE, SATISFY THIS CLAUSE BY ASSIGNING ITS VARIABLE APPROPRIATELY, PRIOR TO ANY OTHER ACTION.

UP merely asserts that drawing obvious logical consequences from the constraints is better done first. Its strength lies in its recursive character: assignment of a variable from a 1-clause may create further 1-clauses, and lead to further assignments. Hence, the propagation of logical constraints is very efficient to reduce the size of the instance to be treated. In the absence of unit-clause, some choice has to be made for the variable to assign and the truth value to give. This choice is usually made according to some heuristic, the simplest one being

RANDOM (R) HEURISTIC: WHEN THE INSTANCE INCLUDES NO UNIT-CLAUSE, PICK ANY UNSET VARIABLE UNIFORMLY AT RANDOM, AND SET IT TO TRUE OR FALSE WITH PROBABILITIES ONE HALF.

The specification of the heuristic e.g. R, together with UP, entirely defines the randomized search algorithm³. The output of the procedure is either ‘Solution’ if a solution is found, or ‘Don’t know’ if a contradiction (two opposite unit-clauses) is encountered. The probability that the procedure finds a solution, averaged over the choices of instances with ratio α , was studied by Chao and Franco [7, 5], Frieze and Suen [8], with the result

$$\lim_{N \rightarrow \infty} P_{\text{success}}(\alpha, N) = \begin{cases} \Theta(1) & \text{if } \alpha < \alpha_R = \frac{8}{3} \\ 0 & \text{if } \alpha > \alpha_R \end{cases} \quad (2)$$

for Random 3-SAT, R heuristic & UP. The above study was then extended to more sophisticated and powerful heuristic rules H, defined in Section 2.2. It appears that identity (2) holds for all the randomized algorithms based on UP and a heuristic rule H, with a critical ratio value α_H that depends on H. Cocco and Monasson then showed that, for ratios above α_H , the probability of success is indeed exponentially small in N , in agreement with the generally expected behaviour (1).

The transition from success to failure in random 3-SAT was quantitatively studied in a recent letter [9]. We found that the width of the transition scales as $N^{-\frac{1}{3}}$, and that the probability of success in the critical regime behaves as a stretched exponential of N with exponent $\frac{1}{6}$. More precisely,

$$P_{\text{success}} \left[\alpha_H (1 + \epsilon N^{-\frac{1}{3}}), N \right] = \exp \left(-N^{\frac{1}{6}} \Phi(\epsilon) [1 + o(1)] \right) \quad (3)$$

for Random 3-SAT, and UP. The calculation of the scaling function Φ relies on an accurate characterization of the critical distribution of the number of unit clauses, for an exact expression see eq. (111). The important statement here is that the above expression holds *independently* of the heuristic H, provided the randomized procedure obeys

³ This procedure is called the Unit-Clause algorithm in the computer science literature [5, 6].

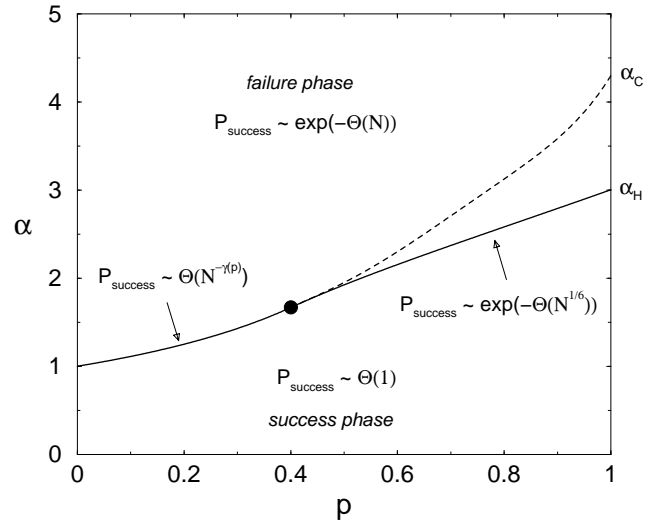


Fig. 1. Scaling of the probability of success of randomized search algorithm based on a heuristic H and the UP rule for the $2+p$ -SAT model with instances of size N and having α clauses per variable. The dynamic (or kinetic) critical line is represented for the R heuristic, $\alpha_R(p) = 1/(1-p)$ for $p < \frac{2}{5}$, $24p/(2+p)^2$ for $p > \frac{2}{5}$ separates the failure phase (upper region) from the success phase (lower region). Along the critical line, P_{success} decays as a power law for $p < \frac{2}{5}$ with a p -dependent exponent $\gamma(p) = (1-p)/(2-5p)/6$, and as a stretched exponential with exponent $\frac{1}{6}$ when $p > \frac{2}{5}$. The static critical line (dashed curve) coincide with the dynamic one for $p < \frac{2}{5}$ and lies above for larger values of p , see Section 2.1.

UP⁴. This result allowed us to evoke the existence of a universality class related to UP.

In the present paper, we provide all the calculations which led us to equation (3). We also calculate subdominant corrections to the $N^{\frac{1}{6}}$ scaling of $\ln P_{\text{success}}$ in (3), which allow us to account for numerical experiments in a more accurate manner than in reference [9] (see Section 6). In addition, we study the robustness of the stretched exponential behaviour with respect to variations in the problem to be solved. We argue that the class of problems to be considered for this purpose is random $2+p$ -SAT, where instances are mixed 2- and 3-SAT instances with relative fractions p and $1-p$ (for fixed $0 \leq p \leq 1$) [10]. Our results are sketched on Figure 1. It is found that the stretched exponential behaviour holds for a whole set of critical random $2+p$ -SAT problems, but not all of them. More precisely, equation (3) remains true for $p \geq 2/5$. For $p < 2/5$, the probability of success at criticality decreases as a power law only,

$$P_{\text{success}} \left[\alpha_R(p) (1 + \epsilon N^{-\frac{1}{3}}), N \right] = \frac{A_H(\epsilon, p)}{N^{\gamma(p)}} [1 + o(1)] \quad (4)$$

⁴ Strictly speaking, Φ depends on H through two global magnification ratios along the X and Y axis: $\Phi_H(\epsilon) = y_H \Phi(x_H \epsilon)$, where x_H, y_H are heuristic-dependent real numbers and Φ is universal.

for Random $2+p$ -SAT, $p < 2/5$, and UP. The value of the universal decay exponent is $\gamma(p) = (1 - p)/(2 - 5p)/6$. The calculation of the prefactor $A_H(p, \epsilon)$ shows similarities with the one of $\Phi(\epsilon)$ above, but is more difficult and shown in Section 5.

2 Definitions and brief overview of known results

2.1 Random K -SAT and $2+p$ -SAT problems

In the random K -SAT problem [11,12], where K is an integer no less than 2, one wants to find a solution to a set of $M = \alpha N$ randomly drawn constraints (called *clauses*) over a set of N Boolean variables x_i ($i = 1 \dots N$): x_i can take only two values, namely True (T) and False (F). Each constraint reads $z_{i_1} \vee z_{i_2} \vee \dots \vee z_{i_K}$, where \vee denotes the logical OR; z_ℓ is called a *literal*: it is either a variable x_{i_ℓ} or its negation \bar{x}_{i_ℓ} with equal probabilities ($= \frac{1}{2}$), and (i_1, i_2, \dots, i_K) is a K -uplet of distinct integers unbiasedly drawn from the set of the $\binom{N}{K}$ K -uplets. Such a clause with K literals is called a K -clause, or clause of length K . Such a set of M clauses involving N variables is named an *instance* or *formula* of the K -SAT problem. An instance is either *satisfiable* (there exists at least one *satisfying assignment*) or *unsatisfiable* (contrary case). We will be mainly interested in the large N , large M limit with fixed $\alpha = M/N$ and K . Notice that the results presented in this paper are, or have been obtained for this ‘flat’ distribution only, and do not hold for real-world, industrial instances of the SAT problem.

A distribution of constraints will appear naturally in the course of our study: the random $2+p$ -SAT problem [10]. For fixed $0 \leq p \leq 1$, each one of the $M = \alpha N$ clauses is of length either 2 or 3, with respective probabilities $1 - p$ and p . Parameter p allows one to interpolate between 2-SAT ($p = 0$) and 3-SAT ($p = 1$).

Experiments and theory show that the probability P_{sat} that a randomly drawn instance with parameters p, α be satisfiable is, in the large N limit, equal to 0 (respectively, 1) if the ratio α is smaller (resp., larger) than some critical value $\alpha_C(p)$. Nowadays, the value of $\alpha_C(p)$ is rigorously known for $p \leq \frac{2}{5}$ only, with the result $\alpha_C(p) = 1/(1 - p)$ [13], see Figure 1. For 3-SAT the best current upper and lower bounds to the threshold are 4.506 [14] and 3.52 [15] respectively. For finite but large N , the steep decrease of P_{sat} with α (at fixed p) takes place over a small change $\delta\alpha = \Theta(N^{-\frac{1}{\nu}})$ in the ratio of variables per clause, called width of the transition. Wilson has shown that the width exponent ν is bounded from below by 2 (for all values of p) [16]. For 2-SAT, a detailed study by Bollobàs *et al.* establishes that $\nu = 3$ [17], and that P_{sat} is finite at the threshold $\alpha = 1$. A numerical estimate of this critical P_{sat} may be found in reference [18] and we provide a more precise one in Appendix A: $P_{\text{sat}}(p = 0, \alpha = 1) = 0.907 \pm 10^{-3}$.

2.2 Greedy randomized search algorithms

In this paper, we are not interested in the probability of satisfaction P_{sat} (which is a property characteristic of the random SAT problem only) but in the probability $P_{\text{success}} (\leq P_{\text{sat}})$ that certain algorithms are capable of finding a solution to randomly drawn instances. These algorithms are defined as follows.

Initially [19,11,12], all variables are unset and all clauses have their initial length (K in the K -SAT case, 2 or 3 in the $2+p$ -SAT case). Then the algorithms iteratively set variables to the value T (true) or F (false) according to two well-defined rules (mentioned in the introduction and detailed below), and update (reduce) the constraints accordingly. For instance, the 3-clause $(\bar{x}_1 \vee \bar{x}_2 \vee x_3)$ is turned into the 2-clause $(\bar{x}_1 \vee x_3)$ if x_2 is set to T , and is satisfied, hence removed from the list of clauses, if x_2 is set to F . A 1-clause (or unit-clause) like \bar{x}_1 may become a 0-clause if its variable happens to be inappropriately assigned (here, to T); this is called a *contradiction*. In this case, the algorithms halt and output ‘don’t know’, since it can not be decided whether the contradiction results from an inadequate assignment of variables (while the original instance is satisfiable) or from the fact that the instance is not satisfiable. If no contradiction is ever produced, the process ends up when all clauses have been satisfied and removed, and a solution (or a set of solutions if some variable are not assigned yet) is found. The output of the algorithms is then ‘Satisfiable’.

We now make explicit the aforementioned rules for variable assignment. The first rule, UP (for Unit-Propagation) [8], is common to all algorithms: if a clause with a unique variable (a 1-clause), e.g. \bar{x}_1 , is produced at some stage of the procedure, then this variable is assigned to satisfy the clause, e.g. $x_1 := F$. UP is a corner stone of practical SAT solvers. Ignoring a 1-clause means taking the risk that it becomes a 0-clause later on (and makes the whole search process fail), while making the search uselessly longer in the case of an unsatisfiable instance⁵.

Therefore, as long as unit-clauses are present, the algorithms try to satisfy them by proper variable assignment. New 1-clauses may be in turn produced by simplification of 2-clauses, and 0-clauses (contradictions) when several 1-clauses require the same variable to take opposite logical values.

The second rule is a specific and arbitrary prescription for variable assignment taking over UP when it cannot be used i.e. in the absence of 1-clause. It is termed *heuristic* rule because it does not rely on a logical principle as the UP rule. In the simplest heuristic, referred to as random (R) here, the prescription is to set any unassigned vari-

⁵ Another fundamental rule in SAT solvers that we do not consider explicitly here, although it is contained in the CL heuristic [15] to which our results apply, is the Pure Literal rule [3], where one assigns only variables (called *pure literals*) that appear always the same way in clauses, i.e. always negated or always not negated). Removal of pure literals and of their attached clauses make the instance shorter without affecting its logical status (satisfiable or not).

able to T or F with probability $\frac{1}{2}$ independently of the remaining clauses [5,8]. More sophisticated heuristics are able to choose a variable that will satisfy (thus eliminate) the largest number of clauses while minimizing the odds that a contradiction is produced later. Some examples are:

1. GUC [5] (for Generalized Unit Clause) prescribes to take a variable in the shortest clause available, and to assign this variable so as to satisfy this clause. In particular, when there are no 1-clauses, 2-clauses are removed first, which decreases the future production of 1-clauses and thus of contradictions.
2. HL [15] (for Heaviest Literal) prescribes to take (in absence of 1-clauses, as always) the literal that appears most in the reduced instance (at the time of choice), and to set it to T (by assigning accordingly its variable), disregarding the number of occurrences of its negation or the length of the clauses it appears in.
3. CL [15] (for Complementary Literals) prescribes to take a variable according to the number of occurrences of it and of its negation in a rather complex way, such that the number of 2-clauses decreases maximally without making the number of 3-clauses too much decrease.
4. KCNFS [20] is an even more complex heuristic, specially designed to reduce the number of backtrackings needed to prove that a given instance is unsatisfiable, on top of standard tricks to improve the search.

2.3 The success-to-failure transition

Chao and Franco have studied the probability P_{success} that the randomized search process based on UP and the R heuristic, called UC (for unit-clause) algorithm, successfully finds a solution to instances of random 3-SAT with characteristic parameters α, N [5], with the result (2). This study was extended by Achlioptas et al. to the case of random $2+p$ -SAT [13], with the following outcome:

$$\lim_{N \rightarrow \infty} P_{\text{success}}(\alpha, p, N) \begin{cases} > 0 & \text{if } \alpha < \alpha_R(p) \\ = 0 & \text{if } \alpha > \alpha_R(p) \end{cases} \quad (5)$$

for the R heuristic and UP, where

$$\alpha_R(p) = \frac{1}{1-p} \quad \text{if } p \leq \frac{2}{5}, \quad \frac{24p}{(2+p)^2} \quad \text{if } p \geq \frac{2}{5}. \quad (6)$$

Hence, as simple as is UC, this procedure is capable to reach the critical threshold $\alpha_C(p)$ separating satisfiable from unsatisfiable instances when $p \leq \frac{2}{5}$. For $p > \frac{2}{5}$, a finite gap separates $\alpha_R(p)$ from $\alpha_C(p)$ in which instances are (in the large N limit) almost surely satisfiable but UC has a vanishingly small probability of success.

Similar results were obtained for the heuristics H listed above, especially for $p = 1$ (3-SAT). The smallest ratios, called thresholds and denoted by α_H , at which P_{success} vanishes in the infinite N limit are: $\alpha_{\text{GUC}} \simeq 3.003$ [5], $\alpha_{\text{HL}} \simeq 3.42$ [15], $\alpha_{\text{CL}} \simeq 3.52$ [15]. The 3-SAT threshold for the KCNFS heuristic is not known.

In this paper, we are interested in the critical scaling of P_{success} with N , that is, when α is chosen to be equal,

or very close to its critical and heuristic-dependent value α_H (at fixed p). More precisely, we show that P_{success} may vanish either as a stretched exponential (3) or as an inverse power law (4). Strikingly, although the randomized search algorithms based on different heuristics exhibit quite different performances e.g. values of α_H , we claim that the scaling of P_{success} at criticality is essentially unique. The mechanism that monitors the transition from success to failure at α_H of the corresponding algorithms is indeed UP. For instance, for KCNFS, a numerical study shows that the special, complex heuristic is never used when α is close to the α_{KCNFS} threshold of this algorithm.

Hereafter, we show that universality holds for random K -SAT with $K \geq 3$ and for $2+p$ -SAT with $p \geq \frac{2}{5}$ on the one hand, and $p < \frac{2}{5}$ on the other hand. In the $p < \frac{2}{5}$ case, for which α_H and α_C coincide (Sect. 5), there is strictly speaking an infinite family of universality classes, depending on the parameter p (in particular, the critical exponent $\gamma_H(p)$ — see (4) — varies continuously with p). These analytical predictions are confirmed by numerical investigations.

3 Generating function framework for the kinetics of search

This section is devoted to the analysis of the greedy UC=UP+R algorithm, defined in the previous section, on instances of the random $2+p$ -SAT or K -SAT problems. We introduce a generating function formalism to take into account the variety of instances which can be produced in the course of the search process. We shall use $b(n; m, q) = \binom{m}{n} q^n (1-q)^{m-n}$ to denote the Binomial distribution, and $\delta_{n,m}$ to represent the Kronecker function over integers n : $\delta_{n,m} = \{1 \text{ if } n = m, 0 \text{ otherwise}\}$.

3.1 The evolution of the search process

For the random $2+p$ -SAT and K -SAT distributions of boolean formulas (instances), it was shown by Chao and Franco [7,5] that, during the first descent in the search tree i.e. prior to any backtracking, the distribution of residual formulas (instances reduced because of the partial assignment of variables) keeps its uniformity conditioned to the numbers of ℓ -clauses ($0 \leq \ell \leq K$). This statement remains correct for heuristics slightly more sophisticated than R e.g. GUC, SC_1 [5,6,7], and was recently extended to splitting heuristics based on literal occurrences such as HL and CL [15]. Therefore, we have to keep track only of these numbers of ℓ -clauses instead of the full detailed residual formulas: our phase space has dimension $K+1$ in the case of K -SAT (4 for $2+p$ -SAT). Moreover, this makes random $2+p$ -SAT a natural problem. After partial reduction by the algorithm, a 3-SAT formula is turned into a $2+p$ -SAT formula, where p depends on the steps the algorithm has already performed.

Call $P(\mathbf{C}; T)$ the probability that the search process leads, after T assignments, to a clause vector $\mathbf{C} = (C_0,$

C_1, C_2, \dots, C_K). Then, we have

$$P(\mathbf{C}'; T+1) = \sum_{\mathbf{C}} M[\mathbf{C}' \leftarrow \mathbf{C}; T] P(\mathbf{C}; T) \quad (7)$$

where the transition matrix M is

$$M[\mathbf{C}' \leftarrow \mathbf{C}; T] = (1 - \delta_{C_1,0}) M_{\text{UP}}[\mathbf{C}' \leftarrow \mathbf{C}; T] + \delta_{C_1,0} M_{\text{R}}[\mathbf{C}' \leftarrow \mathbf{C}; T]. \quad (8)$$

The transitions matrices corresponding to unit-propagation (UP) and the random heuristic (R) are

$$\begin{aligned} M_X[\mathbf{C}' \leftarrow \mathbf{C}; T] &= \sum_{z_K=0}^{C_K} b[z_K; C_K, K\mu] \\ &\times \sum_{r_{K-1}=0}^{z_K} b[r_{K-1}; z_K, \frac{1}{2}] \delta_{C'_K, C_K - z_K} \\ &\times \sum_{z_{K-1}=0}^{C_{K-1}} b[z_{K-1}; C_{K-1}, (K-1)\mu] \\ &\times \sum_{r_{K-2}=0}^{z_{K-1}} b[r_{K-2}; z_{K-1}, \frac{1}{2}] \delta_{C'_{K-1}, C_{K-1} - z_{K-1} + r_{K-1}} \\ &\times \dots \times \sum_{z_2=0}^{C_2} b[z_2; C_2, 2\mu] \\ &\times \sum_{r_1=0}^{z_2} b[r_1; z_2, \frac{1}{2}] \delta_{C'_2, C_2 - z_2 + r_2} F_X[C'_1, C_1, r_1, C'_0, C_0, \mu] \end{aligned} \quad (9)$$

where $\mu := \frac{1}{N-T}$ and, for $X=\text{UP}$ and R ,

$$\begin{aligned} F_{\text{UP}} &:= \sum_{z_1=0}^{C_1-1} b[z_1; C_1 - 1, \mu] \delta_{C'_1, C_1 - 1 - z_1 + r_1} \\ &\times \sum_{r_0=0}^{z_1} b[r_0; z_1, \frac{1}{2}] \delta_{C'_0, C_0 + r_0}, \\ F_{\text{R}} &:= \delta_{C'_1, r_1} \delta_{C'_0, C_0}. \end{aligned} \quad (10)$$

The above expressions for the transition matrices can be understood as follows. Let A be the variable assignment after T assignments, and \mathcal{F} the residual formula. Call \mathbf{C} the clause vector of \mathcal{F} . Assume first that $C_1 \geq 1$. Pick up one 1-clause, say, ℓ . Call z_j the number of j -clauses that contain ℓ or ℓ (for $j = 1, 2, 3$). Due to uniformity, the z_j 's are binomial variables with parameter $j/(N-T)$ among $C_j - \delta_{j,1}$ (the 1-clause that is satisfied through unit-propagation is removed). Among the z_j clauses, r_{j-1} contained ℓ and are reduced to $(j-1)$ -clauses, while the remaining $z_j - r_{j-1}$ contained ℓ and are satisfied and removed. r_{j-1} is a binomial variable with parameter $1/2$ among z_j . 0-clauses are never destroyed and accumulate. The new clause vector \mathbf{C}' is expressed from \mathbf{C} and the z_{j+1} 's, r_j 's using Kronecker functions; thus, $M_P[\mathbf{C}', \mathbf{C}; T]$ expresses the probability that a residual formula at step T with clause vector \mathbf{C} gives rise to a (non violated) residual

instance at step $T+1$ through unit-propagation. Assume now $C_1 = 0$. Then, a yet unset variable is chosen and set to T or F uniformly at random. The calculation of the new vector \mathbf{C}' is identical to the unit-propagation case above, except that $z_1 = r_0 = 0$ (absence of 1-clause). Hence, putting both $C_1 \geq 1$ and $C_1 = 0$ contributions together, $M[\mathbf{C}' \leftarrow \mathbf{C}; T]$ expresses the probability to have an instance after $T+1$ assignments and with clause vector \mathbf{C}' produced from an instance with T assigned variables and clause vector \mathbf{C} .

3.2 Generating functions for the numbers of clauses

It is convenient to introduce the generating function $G(\mathbf{X}; T)$ of the probability $P(\mathbf{C}; T)$ where

$$\mathbf{X} := (X_0, X_1, X_2, \dots, X_K),$$

$$G(\mathbf{X}; T) := \sum_{\mathbf{C}} X_0^{C_0} X_1^{C_1} \dots X_K^{C_K} P(\mathbf{C}, T).$$

Evolution equation (7) for the P 's can be rewritten in terms of a recurrence relation for the generating function G ,

$$\begin{aligned} G(\mathbf{X}; T+1) &= \frac{1}{f_1} G(X_0, f_1, f_2, \dots, f_K; T) + \\ &\left(1 - \frac{1}{f_1}\right) G(X_0, 0, f_2, f_3, \dots, f_K; T) \end{aligned} \quad (11)$$

where f_1, \dots, f_K stand for the functions

$$f_j(\mathbf{X}; T) := X_j + \frac{j}{N-T} \left(\frac{1 + X_{j-1}}{2} - X_j \right) \quad (12)$$

($j = 1, \dots, K$). Notice that probability conservation is achieved in this equation: $G(1, 1, \dots, 1; T) = 1$ for all T .

Variants of the R heuristic will translate into additional contributions to the recurrence relation (11). For instance, if the algorithm stops as soon as there are no reducible clauses left ($C_1 = C_2 = \dots = C_K = 0$) instead of assigning all remaining variables at random (such a variation is closer to what is used in a practical search algorithm), the transition matrix is modified into

$$\begin{aligned} M[\mathbf{C}' \leftarrow \mathbf{C}; T] &= (1 - \delta_{C_1,0}) M_{\text{UP}}[\mathbf{C}' \leftarrow \mathbf{C}; T] + \\ &\delta_{C_1,0} (1 - \delta_{C_2,0} \delta_{C_3,0} \dots \delta_{C_K,0}) M_{\text{R}}[\mathbf{C}' \leftarrow \mathbf{C}; T] \end{aligned} \quad (13)$$

and equation (11) becomes

$$\begin{aligned} G(\mathbf{X}; T+1) &= \frac{1}{f_1} G(X_0, f_1, f_2, \dots, f_K; T) + \\ &\left(1 - \frac{1}{f_1}\right) G(X_0, 0, f_2, f_3, \dots, f_K; T) \\ &- G(X_0, 0, 0, \dots, 0; T). \end{aligned} \quad (14)$$

In this case, G is not normalized any longer; $G(1, 1, \dots, 1; T)$ is now the probability that search has not stopped after assignment of T variables. One could

also impose that the algorithm comes to a halt as soon as a contradiction is detected i.e. when C_0 gets larger than or equal to unity. This requirement is dealt with by setting X_0 to 0 in the evolution equation for G (11), or (14). All probabilities are now conditioned to the absence of 0-clauses, and, again, G is not normalized.

For the more complicated heuristic GUC (without stopping condition), the recurrence relation reads

$$\begin{aligned} G(\mathbf{X}; T+1) &= \frac{1}{f_1} G(X_0, f_1, f_2, \dots, f_K; T) \quad (15) \\ &+ \left(\frac{1}{f_2} - \frac{1}{f_1} \right) G(X_0, 0, f_2, f_3, \dots, f_K; T) \\ &+ \left(\frac{1}{f_3} - \frac{1}{f_2} \right) G(X_0, 0, 0, f_3, \dots, f_K; T) \\ &+ \dots + \left(\frac{1}{f_K} - \frac{1}{f_{K-1}} \right) G(X_0, 0, 0, \dots, 0, f_K; T). \end{aligned}$$

The above recurrence relations (11), (14), (15)... will be useful in subsection 3.4 to derive the distribution of unit-clauses. As far as j -clauses are concerned with $j \geq 2$, we shall see in subsection 3.3 that, thanks to self-averageness in the large N limit, it is sufficient to know their expectation values, $\langle C_j \rangle(T)$. The average number of j -clauses is the derivative, evaluated at the point $X_0 = X_1 = \dots = X_K = 1$, of the generating function G with respect to X_j : $\langle C_j \rangle(T) = \partial_{X_j} \ln G(1, 1, \dots, 1; T)$ ⁶. Evaluating the derivative at another point is used to take conditional average: for instance, the average of C_1 conditioned to the absence of 0-clauses is $\langle C_1 \rangle(T) = \partial_{X_1} \ln G(0, 1, \dots, 1; T)$ (here, $G(0, 1, 1, \dots, 1; T)$ may be less than 1 as we have seen). Taking derivatives with respect to more than one X_j would give information about correlation functions and/or higher order moments of the C_j 's.

For evolution equation (11), the system of evolution equations for the $\langle C_j \rangle(T)$'s is triangular:

$$\begin{aligned} \langle C_j \rangle(T+1) - \langle C_j \rangle(T) &= \quad (16) \\ &- \frac{j}{N-T} \langle C_j \rangle(T) + \frac{1}{2} \frac{j+1}{N-T} \langle C_{j+1} \rangle(T) \quad \text{if } 2 \leq j \leq K \end{aligned}$$

$$\begin{aligned} \langle C_1 \rangle(T+1) - \langle C_1 \rangle(T) &= -\frac{1}{N-T} \langle C_1 \rangle(T) \quad (17) \\ &+ \frac{1}{N-T} \langle C_2 \rangle(T) + \left(1 - \frac{1}{N-T}\right) \left(\langle \delta_{C_1,0} \rangle(T) - 1 \right) \end{aligned}$$

$$\begin{aligned} \langle C_0 \rangle(T+1) - \langle C_0 \rangle(T) &= \quad (18) \\ &\frac{1}{2(N-T)} \left(\langle C_1 \rangle(T) - 1 + \langle \delta_{C_1,0} \rangle(T) \right) = \\ &\frac{1}{2(N-T)} \langle \max(C_1 - 1, 0) \rangle(T) \end{aligned}$$

(with $C_{K+1} := 0$) and it can be solved analytically, starting from $\langle C_K \rangle(T)$ down to $\langle C_2 \rangle(T)$, with the initial condition $C_j(0) = \alpha N \delta_{j,K}$ (α is the initial clauses-per-variables ratio). However, the equations for $\langle C_1 \rangle(T)$ and $\langle C_0 \rangle(T)$ involve more information than the averages of the C_j 's,

⁶ The logarithm plays no role when G is normalized, i.e. $G(1, 1, \dots, 1; T) = 1$.

namely the probability that there is no 1-clauses, and they can't be solved directly: we shall study the full probability distribution of C_1 in the sequel, in order to extract the finally useful information, that is the probability $\langle \delta_{C_0,0} \rangle(T)$ that the search process doesn't fail (doesn't detect any 0-clause or contradiction) up to step T of the algorithm.

Before going on, let us point out that at least two strategies are at hand to compute this finally useful quantity. We just explained one: we set $X_0 = X_1 = 1$ in G , compute the averages of the C_j 's ($j \geq 2$) (these stochastic variables turn out to self-average in this case where C_0 and C_1 are free — see below), compute the full distribution of C_0 and C_1 conditioned to the averages of the C_j 's ($j \geq 2$), and finally extract the probability that C_0 vanishes up to time T . The other one starts with noticing that this last probability is nothing other than $G(0, 1, 1, \dots, 1; T)$: thus, it seems more natural to compute it through studying the generating function $G(0, X_1, X_2, \dots, X_K; T)$ with X_0 set to 0, i.e. to condition all probabilities and averages on the success of the search, or equivalently to require the process to stop as soon as a contradiction appears. But this would prevent us to solve the evolution equations for the $\langle C_j \rangle(T)$'s and would finally lead to more complication: indeed, in such a case, since G is not normalized, the quantity $G(0, 1, 1, \dots, 1; T)$, that expresses the probability that no contradiction is found, and that can't be expressed without information about C_1 , appears in every equation — or, put in another way, there are correlations between all C_j 's and C_1 . Therefore, we prefer to take the seemingly less direct first route and study from now on only the simplest kinetics (11), with UC heuristic and no stop condition.

Another way of circumventing this problem could be to do a kind of coarse-graining by grouping steps of the algorithm where 1-clauses are present (and the Unit Propagation principle is used) into so-called *rounds* [21, 15], and then do as if the rounds were the elementary steps: at the end of each step, C_1 is always vanishing, so that one needs to keep track only of the C_j 's, $j \geq 2$, in the coarse-grained process.

3.3 On the self-averageness of clause numbers and resolution trajectories

Is the knowledge of the sole averages $\langle C_j \rangle(T)$ enough, at least for $2 \leq j \leq K$, to compute the success probability of the search process? The answer is yes, in a large range of situations, because the C_j 's are self-averaging (for $j \geq 2$).

It may be shown rigorously [6], using Wormald's theorem [22], that, with the kinetics defined above and no constraints on the C_j 's (i.e. with all X_j set to 1), C_2, C_3, \dots, C_K are self-averaging in the $T, N \rightarrow +\infty$ with fixed $t := T/N$ limit in such a way that we can approximate them by continuous functions of the reduced parameter $t \in [0, 1]$:

$$C_j(T) = N c_j(t) + o(N - T), \quad 2 \leq j \leq K \quad (19)$$

where $o(N - T)$ is actually an asymptotically Gaussian fluctuation term, i.e. a stochastic variable with average

$\mathcal{O}(1)$ and standard deviation $\mathcal{O}(\sqrt{N-T})$ ($N-T$ is the number of not-yet-assigned variables). The self-averageness of the C_j 's is a consequence of the concentration of their variations [6]: given $\mathcal{C}(T)$, the variation terms $\Delta C_j := C_j(T+1) - C_j(T)$ for $j \geq 2$, eq. (16) are concentrated around constant averages, and these averages $\langle \Delta C_j \rangle$ may be approximated by continuous functions $g_j(C_2/(N-T), C_3/(N-T), \dots, C_K/(N-T), t)$ with errors $o(1)$. However, the δ term in eq. (17) and the max term in eq. (18) are not smooth and prevent the existence of continuous functions g_1 and g_0 . This has deep consequences, since the distribution of C_1 is found to be broad (in the large N limit, the standard deviation is not negligible w.r.t. the average, but of the same order of magnitude). We conclude as in previous subsection that we shall be obliged to study the full distribution of C_1 and C_0 .

Eq. (19) ensures that we can safely replace the values of the C_j 's, $j \geq 2$, with their averages in the large N, T limits. Let $\mathcal{E}(T)$ be a probabilistic event at step T , such as: 'the search detects no contradiction up to step T '. We divide the space $\mathcal{C}_2(T'), \mathcal{C}_3(T'), \dots, \mathcal{C}_K(T')$, $0 \leq T' \leq T$ into a tube \mathcal{C} centered on the average trajectory $\langle C_2 \rangle(T'), \dots, \langle C_K \rangle(T')$ and into its exterior $\bar{\mathcal{C}}$. The probability of $\mathcal{E}(T)$ then reads:

$$\mathbb{E}[\mathcal{E}(T)] = \mathbb{E}[\mathcal{E}(T) \cap \mathcal{C}] + \mathbb{E}[\mathcal{E}(T) \cap \bar{\mathcal{C}}] \quad (20)$$

and we shall choose the size of \mathcal{C} so that the second term is negligible with respect to the first one, i.e. to the probability of $\mathcal{E}(T)$ conditioned to the C_j 's lying close to their averages at all times $0 \leq T' \leq T$.

Fix $2 \leq j \leq K$ and $1/2 < \delta < 1$. At time $0 \leq T' \leq T$, if the asymptotic standard deviation of $C_j(T')$ is $\sigma_j(T')\sqrt{N-T}$, the probability that the discrete stochastic variable $C_j(T')$ lies away from its average by more than $\sigma_j(T')(N-T)^\delta$, or equivalently that the (asymptotically) continuous stochastic variable $C_j(T')/[\sigma_j(T')\sqrt{N-T}]$ lies away from its average by more than $(N-T)^{\delta-1/2}$, is

$$\begin{aligned} \Delta(T') &:= 2 \int_{(N-T)^{\delta-1/2}}^{+\infty} \frac{dx}{\sqrt{2\pi}} e^{-\frac{x^2}{2}} \\ &= \frac{2}{\sqrt{2\pi}(N-T)^{\delta-1/2}} e^{-(N-T)^{2\delta-1/2}} \\ &\quad + \mathcal{O}\left[\frac{e^{-(N-T)^{2\delta-1/2}}}{(N-T)^{3\delta-3/2}}\right]. \end{aligned} \quad (21)$$

Although the value of $\sigma_j(T')$ depends on T' , it varies only smoothly with the reduced parameter $t = T/N$ and it makes sense to use a single exponent δ to define the region \mathcal{C} . The probability that $C_j(T')$ stays close to the average trajectory up to $\sigma_j(T')(N-T)^\delta$ from $T' = 0$ to T is then

$$\Delta := \prod_{T'=0}^T (1 - \Delta(T')) = 1 - \mathcal{O}\left(N^{3/2-\delta} e^{-N^{2\delta-1/2}}\right). \quad (22)$$

Generalizing this to the parallelepipedic region \mathcal{C} with boundaries such that each $C_j(T')$, $2 \leq j \leq K$, is always

at the distance at most $\sigma_j(T')(N-T)^\delta$ from its average, we find that the measure of \mathcal{C} is

$$\mathbb{E}[\mathcal{C}] = (1 - \Delta)^{K-1} = 1 - \mathcal{O}\left(N^{3/2-\delta} e^{-N^{2\delta-1/2}}\right) \quad (23)$$

and the complementary measure is $\mathbb{E}[\bar{\mathcal{C}}] = 1 - \mathbb{E}[\mathcal{C}]$ so that

$$\mathbb{E}[\mathcal{E}(T)] = \mathbb{E}[\mathcal{E}(T) \cap \mathcal{C}] + \mathcal{O}\left(N^{3/2-\delta} e^{-N^{2\delta-1/2}}\right) \quad (24)$$

where the second term vanishes as N gets large, as we wished.

Finally, let us draw the scheme of the computations to follow: any trajectory of $C_2(T), \dots, C_K(T)$ inside \mathcal{C} brings a contribution to $\mathbb{E}[\mathcal{E}(T) \cap \mathcal{C}]$ that lies close to the conditional average $\mathbb{E}[\mathcal{E}(T)|C_2(T) = Nc_2(t), \dots, C_K(T) = Nc_K(t)]$ by an relative error at most $\mathcal{O}(N^\zeta)$ in any direction ($+C_2, -C_2, \dots$), ζ being computed later, together with the conditional average (it depends presumably on δ). Thus, we can approximate the total contribution $\mathbb{E}[\mathcal{E}(T) \cap \mathcal{C}]$ with

$$\begin{aligned} &\left[1 - \mathcal{O}\left(N^{3/2-\delta} e^{-N^{2\delta-1/2}}\right)\right] \times \\ &\quad \mathbb{E}[\mathcal{E}(T)|C_2(T) = Nc_2(t), \dots, C_K(T) = Nc_K(t)] \times \\ &\quad \left[1 + \mathcal{O}(N^\zeta)\right] \end{aligned} \quad (25)$$

to get

$$\begin{aligned} \mathbb{E}[\mathcal{E}(T)] &= \\ &\quad \mathbb{E}[\mathcal{E}(T)|C_2(T) = Nc_2(t), \dots, C_K(T) = Nc_K(t)] \\ &\quad \times \left[1 + \mathcal{O}(N^\zeta)\right] \\ &\quad + \mathcal{O}\left(N^{3/2-\delta} e^{-N^{2\delta-1/2}}\right) \end{aligned} \quad (26)$$

where we shall have to ensure (by a proper choice of δ if possible) that the neglected terms are indeed negligible with respect to the computed conditional expectation value: if δ is too large, the weight of the region $\bar{\mathcal{C}}$ is very small, but we allow deviations from the average and typical trajectory inside the (too loose) region \mathcal{C} that may bring contributions substantially different from the typical one. Conversely, if we group into \mathcal{C} near the typical trajectory only the most faithful trajectories, we have a good control over the main contribution, but the weight of the 'treaters' in $\bar{\mathcal{C}}$ may not be negligible any more.

The self-averaging of C_1 and C_0 (or its lack) has consequences that may be observed numerically. Let us study the distribution over instances of the probability P that the UC=UP+R greedy, randomized algorithm detects no contradiction during its run. That is, for each of the ≈ 4000 instances that we draw at random, we do 10^4 to 10^5 runs of the algorithm (with different random choices of the algorithm) and we estimate the probability of success of the algorithm on this instance ⁷.

⁷ Alternatively, we could get the same result by doing one run of the algorithm on each instance (and averaging over many more instances) since the sequence b of choices of the algorithm

The cumulative distribution function of P is plotted in figure 2 for instances of 3-SAT with initial clauses-per-variable ratio $\alpha = 2$ (left curves) and $8/3$ (right curves), for sizes of problems $N = 1000$ and 10000 . For each size N , P is rescaled to fix the average to 0 and the standard deviation to $1/\sqrt{2}$. For $\alpha < 8/3$, C_1 has finite average and standard deviation when $N \rightarrow +\infty$, and ΔC_1 may be approximated by a continuous function g_1 like the ΔC_j 's for $j \geq 2$ (see Sect. 4.1). The numerical distributions of P are successfully compared to a Gaussian distribution (the average of P for $\alpha < 8/3$ is computed in Sect. 4.1, see Eq. (48)). For $\alpha = 8/3$, things are different. C_1 has average and standard deviation of the order of $N^{1/3}$ (see Sect. 4.2 and following). As for $\alpha = 2$, the width of the finite-size distributions of P vanishes with N — they concentrate about their average (computed in Section 6, see Eq. (123)), and the rescaled finite-size distributions of P are numerically seen to converge to a well-defined distribution. However, this distribution is *not* Gaussian — this effect seems rather small, but significant.

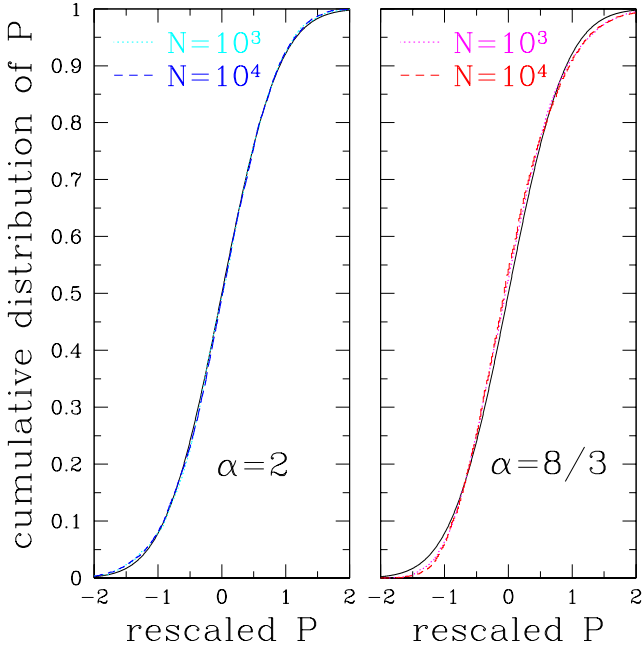


Fig. 2. Numerical estimates for the cumulative probability distributions of the probability P of success of the UC=R+UP algorithm on random 3-SAT instances with sizes $N = 10^3$ (dots) and 10^4 (dashes) and initial clauses-per-variable ratios $\alpha = 2$ (left) and $8/3$ (right). The P -axis for each distribution (each value of α and N) is chosen so that the rescaled distributions have average 0 and standard deviation $1/\sqrt{2}$. The solid lines show the Gaussian cumulative distribution $[1 + \operatorname{erf}(x)]/2$. For $\alpha = 2$, numerical distribution are in good agreement with a Gaussian shape, but not for the critical ratio $\alpha = 8/3$.

on the instance A is the same as the sequence a of choices of the algorithm on an instance B obtained by relabeling the variables and the clauses of instance A . However, this technique was slower in practice because much time is spent building new instances.

If we now plug the self-averaged form (19) of the C_j 's, $j \geq 2$, in their evolution equations (16), we get, using the reduced parameter $t = T/N$,

$$\frac{dc_j}{dt} = -\frac{j}{1-t}c_j(t) + \frac{j+1}{2(1-t)}c_{j+1}(t) \quad 2 \leq j \leq K \quad (27)$$

with $c_{K+1} := 0$. This triangular system of equations, with the initial conditions $c_j(0) = \alpha\delta_{j,K}$, is easily solved for given K . For instance, for $2+p$ -SAT and the R heuristic, the solution reads

$$c_3(t) = \alpha p(1-t)^3 \quad (28)$$

$$c_2(t) = \alpha(3pt/2 + 1 - p)(1-t)^2 \quad (29)$$

whereas, for $2+p$ -SAT and the GUC heuristic,

$$c_3(t) = \alpha p(1-t)^3 \quad (30)$$

$$c_2(t) = (1-t) \{ \ln(1-t) + \alpha[3pt(2-t)/4 + (1-p)] \}. \quad (31)$$

For K -SAT with the R heuristics with initial ratios $\alpha_j = C_j/N$,

$$c_2(t) = (1-t)^2 \sum_{j=2}^K \alpha_j j(j-1) 2^{1-j} t^{j-2}. \quad (32)$$

The parametric curve $[c_2(t), c_3(t), \dots, c_K(t)]$, $0 \leq t \leq 1$, will be called *resolution trajectory*. It describes, forgetting about 0- and 1-clauses, the typical evolution of the reduced formula under the operation of the algorithm. In the case of 3- or $2+p$ -SAT, a useful alternative phase space is the $p \times \alpha$ plane, where $\alpha = (c_2 + c_3)/(1-t)$ is the (instantaneous) 2-or-3-clauses-per-variable ratio and p is, as usual, the proportion of 3-clauses amongst the 2- and 3-clauses. Some resolution trajectories of the UC algorithm are shown on figure 3. They all end at the $c_1 = c_2 = c_3 = 0$ point with $t = 1$: almost all variables have to be assigned before no clauses are left (and a solution is found). More clever algorithms such as GUC are able to find solutions with a finite fraction of remaining unset variables, and give a family of solutions with a finite entropy at once.

3.4 Reduced generating functions for 0- and 1-clause numbers

From now on, we identify C_2, C_3, \dots, C_K with their asymptotic averages $NC_j(t)$ as discussed above, and study the kinetics of C_0 and C_1 as driven by C_2, C_3, \dots, C_K . Under these assumptions, it is easy to write the evolution equation for C_0 and C_1 that corresponds to (7): if $P(C_0, C_1; T|C_2)$ is the probability that the search process leads, after T assignments and with imposed values of C_2, C_3, \dots, C_K at all steps 0 to N , to the numbers C_0, C_1 of 0-, 1-clauses,

$$P(C'_0, C'_1; T + 1|C_2) = \sum_{C_0} \sum_{C_1} M_1[C'_0, C'_1 \leftarrow C_0, C_1; T|C_2] P(C_0, C_1; T|C_2) \quad (33)$$

where the expression of M_1 is deduced from that of M by canceling all what it written on the left of the sum over z_2 in (9). It is readily seen in that expression that, actually, the transition matrix M_1 doesn't depend explicitly on C_3, C_4, \dots, C_K but only on C_2 ; therefore, we dropped the unnecessary dependence in the above equation. M_1 also depends explicitly on time through $\mu = 1/(N - T)$. This evolution equation translates into the following equation for the generating function

$$G_{01}(X_0, X_1; T|C_2) := \sum_{C_0=0}^M \sum_{C_1=0}^M X_0^{C_0} X_1^{C_1} P(C_0, C_1; T|C_2) : \\ G_{01}(X_0, X_1; T + 1|C_2) = \left(1 + \frac{X_1 - 1}{N - T}\right)^{C_2(\alpha, T)} \times (34) \\ \left[\frac{1}{f_1} G_{01}(X_0, f_1; T|C_2) + \left(1 - \frac{1}{f_1}\right) G_{01}(X_0, 0; T|C_2)\right]$$

where $f_1 = \frac{1+X_0}{2(N-T)} + X_1(1 - \frac{1}{N-T})$, see (12). Since the X_0 argument of G_{01} is the same in all terms, we shall drop it when there is no ambiguity and use the lighter notation $G_1(X_1; T|C_2) := G_{01}(X_0, X_1; T|C_2)$. The key equation above yields the main results of the next Sections: in particular, $G_{01}(0, 1; T|C_2)$ is the probability that the search process *detected* no contradictions (i.e. produced no 0-clauses, even if there are already contradictory 1-clauses such as 'a' and 'ā') while assigning the first T variables, and $G_{01}(0, 1; T = N|C_2)$ is the probability that a solution has been found by the search process, i.e. that all N variables were assigned without production of a contradiction (if all variables were assigned, any produced contradiction was necessarily detected).

4 The probability of success

In this section, the generating function formalism is used to study the probability $P_{\text{success}}(\alpha, p, N)$ that UC successfully finds a solution to a random instance of the $2 + p$ -SAT problem with N variables and αN clauses. We first consider the infinite size limit, denoted by $P_{\text{success}}(\alpha, p)$. As explained in Section 2.3, the probability of success vanishes everywhere but for ratios smaller than a critical value $\alpha_R(p)$. This threshold line is re-derived, with a special emphasis on the critical behaviour of P_{success} when $\alpha \rightarrow \alpha_R(p)$.

We then turn to the critical behaviour at large but finite N , with the aim of making precise the scaling of $P_{\text{success}}(\alpha, p, N)$ with N . A detailed analysis of the behaviour of the terms appearing in the evolution equation for the generating functions G (34) is performed. We show that the resulting scalings are largely common to all algorithms that use the Unit Propagation rule.

4.1 The infinite size limit, and the success regime

For a sufficiently low initial clauses-per-variables ratio α , the algorithm finds a solution with positive probability

when $N \rightarrow \infty$. It is natural to look for a solution of equation (34) with the following scaling:

$$G_1(X_1, T = tN|C_2) = \pi_0(X_1, t) + o(1) \quad (35)$$

when $T, N \rightarrow +\infty$, π_0 being a smooth function of X_1 and t (X_0 is kept fixed to 0). $\pi_0(1, t)$ is therefore, in the $N \rightarrow +\infty$ limit, the probability that the search process detected no contradiction after a fraction t of the variable has been assigned. The probability of success we seek for is $P_{\text{success}} = \pi_0(1, 1)$.

We furthermore know that C_2 , which drives the evolution of C_1 in (34), is concentrated around its average: we take

$$C_2(\alpha, T = tN) = (N - T)d_2(\alpha, t) + \mathcal{O}[(N - T)^\delta] \quad (36)$$

with

$$d_2(t) := c_2(t)/(1 - t) \quad (37)$$

and $1/2 < \delta < 1$ will be chosen later. Inserting the above Ansätze into (34) yields

$$\pi_0(X_1, t) = \frac{e^{(X_1-1)d_2(t)}}{X_1} [\pi_0(X_1, t) + (X_1 - 1) \pi_0(0, t)] \\ + \mathcal{O}[(1 - X_1)(N - T)^{\delta-1}] + \mathcal{O}[(N - T)^{-1}] \quad (38)$$

hence, in the thermodynamic limit $N, T \rightarrow +\infty$, an equation for π_0 ,

$$\pi_0(X_1, t) = \frac{e^{(X_1-1)d_2(t)}}{X_1} [\pi_0(X_1, t) + (X_1 - 1) \pi_0(0, t)]. \quad (39)$$

This equation does not suffice by itself to compute $\pi_0(1, t)$. Yet it yields two interesting results if we differentiate it w.r.t. X_1 to the first and second orders in $X_1 = 1$:

$$\pi_0(0, t) = (1 - d_2(t)) \pi_0(1, t) \quad (40)$$

$$\frac{\partial \pi_0}{\partial X_1}(1, t) = \frac{d_2(t)(2 - d_2(t))}{2(1 - d_2(t))} \pi_0(1, t). \quad (41)$$

Under assumption (35), $\pi_0(0, t)/\pi_0(1, t) = 1 - d_2(t)$ can be interpreted as the probability $\rho_1(t)$ that there is no 1-clause at time t conditioned to the survival of the search process. $d_2(t)$ is then the (conditional) probability that there is at least one 1-clause⁸. As $\rho_1(t)$ has to be positive or null, $d_2(t)$ cannot be larger than 1. As long as this is ensured, $\rho_1(t)$ has a well-defined and positive limit in the $N \rightarrow +\infty$ limit (at fixed reduced time t). The conditional average of C_1 , $\partial_{X_1} \pi_0(1, t)/\pi_0(1, t)$, can be expressed from (41) and is of the order of one when $N \rightarrow +\infty$. The terms of the r.h.s. of (17) compensate each other: 1-clauses are produced from 2-clauses slower than they are eliminated, and do not accumulate. Conversely, in the *failure* regime (Sect. 2.3), 1-clauses accumulate, and cause contradictions.

⁸ And the δ term that appears in (17) is actually a continuous function of $C_2/(N - T)$ so that (19) holds also for $j = 1$.

To complete the computation of $\pi_0(1, t)$, we consider higher orders in the large N expansion of G_1 . In general, this would involve the cumbersome fluctuation term $\mathcal{O}[(X_1 - 1)(N - T)^{\delta-1}]$, but, at $X_1 = 1$, only the ‘deterministic’ $\mathcal{O}[(N - T)^{-1}]$ correction is left since C_2 disappears from equation (34). Thus we assume

$$G_1(1, T = tN | C_2) = \pi_0(1, t) + \frac{1}{N - T} \pi_1(1, t) + o\left(\frac{1}{N - T}\right) \quad (42)$$

which yields, when inserted into (34),

$$-(1 - t) \frac{\partial \pi_0}{\partial t}(1, t) = \frac{1}{2} \left[\frac{\partial \pi_0}{\partial X_1}(1, t) + \pi_0(0, t) - \pi_0(1, t) \right]. \quad (43)$$

This equation (43) can be turned into an ordinary differential equation for $\pi_0(1, t)$ using (40) and (41); after integrating over t , with the initial condition $\pi(1, t = 0) = 1$ i.e. no contradiction can arise prior to any variable setting, we find the central result of this section [8, 13]:

$$\pi_0(1, t) = \exp\left(-\int_0^t \frac{d\tau}{4(1-\tau)} \frac{d_2(\tau)^2}{1-d_2(\tau)}\right) \quad (44)$$

which is finite if, and only if, $d_2(\tau) < 1$ for all $0 \leq \tau \leq 1$ (the apparent divergence at $\tau = 1$ is in practice compensated by the factors involving d_2).

The above result can be used in (40) and (39) to compute $\pi_0(X_1, t)$, that is the generating function of the probability $P(C_1, t)$ that there are C_1 1-clauses and no contradiction has occurred after assignment of a fraction t of the variables,

$$\begin{aligned} \pi_0(X_1, t) &:= \sum_{C_1 \geq 0} P(C_1, t) X_1^{C_1} \\ &= [1 - d_2(t)] \frac{1 - X_1}{1 - X_1 e^{-(X_1 - 1)d_2(t)}} \pi_0(1, t). \end{aligned} \quad (45)$$

As long as $d_2(t) < 1$, the average number of 1-clauses $\langle C_1 \rangle(t)$ is finite as $N \rightarrow +\infty$. This sheds light on the finiteness of P_{success} . The probability of not detecting a contradiction at the time step $T \rightarrow T+1$ is $(1 - \mu/2)^{\max(C_1 - 1, 0)} \simeq 1 - \max(C_1 - 1, 0)/2/(N - T)$, and P_{success} is the product of $\Theta(N)$ quantities of that order ⁹.

The validity condition $d_2(t) = c_2(t)/(1 - t) < 1$ is fulfilled at all steps t if, and only if, the initial clauses-per-variable ratio α is smaller than a threshold, α_R , as can be seen from the expression of $c_2(t) = \langle C_2 \rangle(T)/N$ that results from equation (29). Graphically, in the (p, α) plane, the resolution trajectory in Figure 3 stays below the line $\alpha(1 - p) = 1$ iff. α is small enough. Finding the threshold value for α and a given p is an easy ballistic problem:

⁹ We can’t go further and compute a function $\pi_1(X_1, t)$ corresponding to the order $1/N$ in (35), since the ‘Gaussian fluctuations’ term $\mathcal{O}[(N - T)^\delta]$ in (36) would dominate the $1/N$ introduced correction — only for $X_1 = 1$ is this $1/N$ -term relevant, so that we could write down (43). It is also impossible to compute $\pi_1(1, t)$ alone.

– If $p < 2/5$ (‘2-SAT family’), whatever the initial clauses-per-variable α , the resolution trajectory (figure 3) will always either be entirely below the $d_2 = 1$ line (success case, low α), or cut it (failure case, high α). The threshold value of α is reached when the resolution trajectory starts exactly on it (critical case), therefore

$$\alpha_R(p) = 1/(1 - p) \quad \text{if } p < 2/5. \quad (46)$$

– If $p \geq 2/5$ (‘3-SAT class’), the resolution trajectory for low α is also entirely below the $d_2 = 1$ line (success case). This situation ends when the resolution trajectory gets *tangent* to the $d_2 = 1$ line, whereas for $p < 2/5$ it was *secant*. All critical trajectories for $p = 1$ (3-SAT) that starts at $(p = 1, \alpha = 8/3)$, and all become tangent to the $d_2 = 1$ line at the $(p = 2/5, \alpha = 5/3)$ point (reached after a finite time), whereas for $p < 2/5$ there are several critical trajectories. Here,

$$\alpha_R(p) = 24p/(2 + p)^2 \quad \text{if } p \geq 2/5. \quad (47)$$

The probability $P_{\text{success}} = \pi_0(1, 1)$ that the UC algorithm finds a solution is obtained from equation (44) with $d_2(t) = \alpha(1 - t)(3/2pt + 1 - p)$, equation (29):

$$\begin{aligned} -\ln P_{\text{success}}(\alpha, p) &= \frac{1}{4\sqrt{24p/(2+p)^2/\alpha - 1}} \times \quad (48) \\ &\left[\arctan \frac{1}{\sqrt{24p/(2+p)^2/\alpha - 1}} + \right. \\ &\left. \arctan \frac{5(p - 2/5)}{(2+p)\sqrt{24p/(2+p)^2/\alpha - 1}} \right] \\ &- \frac{1}{8} \ln \left(\frac{1}{1-p} - \alpha \right) - \frac{1}{8} \ln(1-p) + \frac{\alpha(p-4)}{16}. \end{aligned}$$

Of particular interest is the singularity of P_{success} slightly below the threshold ratio. At fixed p , as α increases, the first singularity is encountered when the resolution trajectory tangent to the $d_2 = 1$ line is crossed i.e. for $\alpha = 24p/(2+p)^2$ (figure 3, largest short-dashed line, and thick short-dashed line in the inset). If $p > 2/5$ (3-SAT class), the two arctan in equation (48) tend to $\pi/2$ and P_{success} vanishes as ($\epsilon < 0$):

$$-\ln P_{\text{success}} [(1 + \epsilon)\alpha_R(p), p] = \frac{\pi}{4} \frac{1}{\sqrt{-\epsilon}} + \Theta(1). \quad (49)$$

For $p = 2/5$, one of the two arctan vanishes for all α , and the first ln brings another singularity ($\epsilon < 0$):

$$-\ln P_{\text{success}} \left[\frac{5}{3}(1 + \epsilon), \frac{2}{5} \right] = \frac{\pi}{8} \frac{1}{\sqrt{-\epsilon}} - \frac{1}{8} \ln(-\epsilon) + \Theta(1). \quad (50)$$

And for $p < 2/5$, the two arctan have opposite signs so that the first term of equation (48) has no singularity while crossing the ‘limiting’ resolution trajectory $\alpha = 24p/(2+p)^2$ (thin short-dashed line of the inset of Fig. 3).

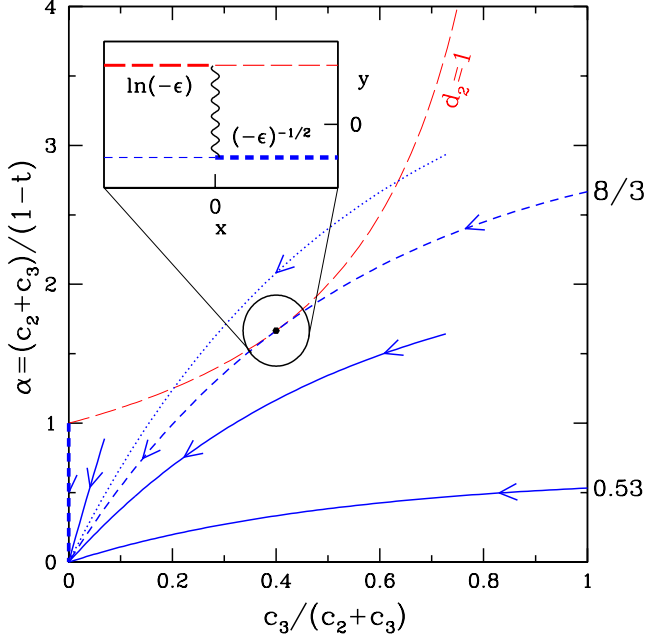


Fig. 3. Some resolution trajectories of the UC=UP+R algorithm. If the trajectory of some algorithm stays strictly below the $d_2 = \alpha(1-p) = 1$ line (long-dashed line), 1-clauses don't accumulate and the success probability P_{success} of the algorithm is finite as $N \rightarrow +\infty$ (solid trajectories). Critical behaviour is when the trajectory gets tangent to this line or starts on it (short-dashed trajectories). When the trajectory spends time in the region above this line (dotted trajectory), P_{success} gets exponentially small in N . **Inset:** The singular behaviour of P_{success} around the $(p = 2/5, \alpha = 5/3)$ point is better understood if one uses local coordinates (x, y) . x is the distance along the common tangent to the $d_2 = 1$ line and the critical trajectory. y is such that lines of constant y are, in the original coordinates, parabolas, tangent to the $d_2 = 1$ line. The point $(2/5, 5/3)$ is spread onto the wavy line. Left and right limits of P_{success} for $x \rightarrow 0$ on the wavy line are well-defined but distinct. The $N \rightarrow +\infty$ limit of $-\ln P_{\text{success}}$ has the indicated singularities on the thick lines.

A singularity is found when α reaches the $d_2 = 1$ line, $\alpha = 1/(1-p)$ (thick long-dashed line of the inset of figure 3), with the outcome ($\epsilon < 0$)

$$-\ln P_{\text{success}}[(1+\epsilon)\alpha_R(p), p] = -\frac{1-p}{2(2-5p)} \ln(-\epsilon) + \Theta(1). \quad (51)$$

The difference of nature of the singularities between the 2-SAT and 3-SAT families corresponds to different divergences of $-\ln P_{\text{success}}$ with N , as will be computed in the next section.

For completeness, let us check that the above calculation is compatible with our approximation (26). The first term of the l.h.s. there is equal to P_{success} plus the $1/(N-T)$ correction from equation (42). The second term there, in $\mathcal{O}(N^\zeta)$, corresponds here to the fluctuations of C_2 : $\mathcal{O}(N^{\delta-1})$ in equation (38), thus $\zeta = \delta - 1$. If we take for δ any value on the allowed interval $]1/2, 1[$, the two ap-

proximation terms in (26) vanish as $N \rightarrow +\infty$. Therefore, as long as P_{success} is finite for large N , these approximation terms are actually negligible.

4.2 Large N scalings in the critical regime

Our previous study of the success regime breaks down when $d_2(t)$ reaches 1 during operation of the algorithm. Indeed, consider the infinite- N generating function for C_1 , G_1 , given by eq. (45). As a function of X_1 , G_1 vanishes uniformly on any compact interval $[0, 1-\eta]$, $\eta > 0$, as $d_2 \rightarrow 1$. The $X_1 = 1$ point is singular since normalization enforces $\pi_0(1, t) = 1$ (assuming $X_0 = 1$): all useful information is concentrated in a small region around $X_1 = 1$. Expanding eq. (45) for $X_1 \rightarrow 1$ yields

$$\pi_0(X_1, t) = \left\{ 1 + d_2(t) \frac{1-X_1}{1-d_2(t)} - \frac{X_1 d_2^2(t)}{2} \frac{1-X_1}{1-d_2(t)} + \mathcal{O} \left[\frac{(1-X_1)^2}{1-d_2(t)} \right] \right\}^{-1}. \quad (52)$$

Non-trivial results are obtained when $1-X_1$ and $1-d_2(t)$ are of the same (vanishingly small) order of magnitude — let us call it Δ . We suspect that Δ is some negative power of N , to be determined below. Let us define

$$X_1 =: 1 - x_1 \Delta, \quad e_2(t) := \Delta^{-1}(1 - d_2(t)) \quad (53)$$

so that eq. (36) now reads

$$C_2[\alpha, T = tN] = [1 - e_2(\alpha, t)\Delta](N - T) + \mathcal{O}[(N - T)^\delta] \quad (54)$$

where, as previously, the exponent δ will be tuned later according to the framework eq. (26).

We assume that, in the thermodynamic limit $N \rightarrow \infty$, $\Delta \rightarrow 0$ but at fixed x_1 , $e_2(t)$, and time t , the normalized generating function of C_1 conditioned to the typical value of $C_2(t)$,

$$\frac{G_1(X_1 = 1 - x_1 \Delta, T = tN | C_2)}{G_1(1, T = tN | C_2)} \xrightarrow{N \rightarrow +\infty} \bar{\pi}(x_1, t) \quad (55)$$

where the limit $\bar{\pi}$ is a smooth function of x_1 and t (which also depends on X_0 and e_0). $\bar{\pi}(x_1, t)$ is the generating function for the stochastic variable $c := C_1/\Delta$, conditioned to the success of the algorithm. Eq. (52) gives information about the $e_2 \rightarrow +\infty$ limit of $\bar{\pi}$. Furthermore, eq. (45) shows that

$$\Delta^{-1} G_1(0, T | C_2) / G_1(1, T | C_2) \xrightarrow{N \rightarrow +\infty} \sigma(t), \quad (56)$$

a well defined limit of the order of unity for $T = tN$ and C_2 given by eq. (54). We now plug the previous conventions and assumption into the evolution equation for the *conditional*, normalized generating function of C_1 . This equation is formed by dividing eq. (34) by $G_1(1, T | C_2)$,

which yields, in a formal way,

$$\begin{aligned} \text{LHS} &= \text{RHS}_1 + \text{RHS}_2 \quad (57) \\ \text{LHS} &:= G_1(X_1, T+1|C_2)/G_1(1, T|C_2) \\ \text{RHS}_1 &:= \left(1 + \frac{X_1 - 1}{N - T}\right)^{C_2(\alpha, T)} \frac{1}{f_1} \frac{G_1(f_1; T|C_2)}{G_1(1, T|C_2)} \\ \text{RHS}_2 &:= \left(1 + \frac{X_1 - 1}{N - T}\right)^{C_2(\alpha, T)} \left(1 - \frac{1}{f_1}\right) \frac{G_1(0; T|C_2)}{G_1(1, T|C_2)}. \end{aligned}$$

From this equation we get, in the following subsections, all results relevant to the critical behaviour of the success probability of the greedy algorithm.

4.2.1 Analysis of the RHS terms

The two contributions of the r.h.s. of the evolution equation (57) have the detailed expression (for $X_0 = 0$):

$$\begin{aligned} \text{RHS}_1 &= \left\{ 1 + x_1 e_2(t) \Delta^2 + \frac{1}{2N(1-t)} + \frac{x_1^2}{2} \Delta^2 + \right. \\ &\quad \left. \mathcal{O}((x_1^3 + x_1^2 e_2(t)) \Delta^3) + \mathcal{O}\left(x_1 \frac{\Delta}{N(1-t)}\right) + \right. \\ &\quad \left. \mathcal{O}[x_1 \Delta (N-T)^{\delta-1}] \right\} \times \\ &\quad \left\{ \bar{\pi}(x_1, t) + \frac{1}{2N(1-t)\Delta} \partial_{x_1} \bar{\pi}(x_1, t) + \right. \\ &\quad \left. \mathcal{O}[(N-T)^{-2} \Delta^{-2}] \right\} \quad (58) \end{aligned}$$

and

$$\begin{aligned} \text{RHS}_2 &= -\sigma(t) \Delta \left\{ x_1 \Delta + \frac{1}{2N(1-t)} + \mathcal{O}\left(\frac{x_1 \Delta}{N(1-t)}\right) + \right. \\ &\quad \left. \mathcal{O}(x_1^3 \Delta^3) + \mathcal{O}[(N-T)^{-2}] + \mathcal{O}\{x_1^2 \Delta^2 (N-T)^{\delta-1}\} \right\} \end{aligned}$$

where, as usual, $T = tN$.

Apart from the dominant term $\bar{\pi}(x_1, t)$ that cancels with the dominant term of the l.h.s., the first terms have order Δ^2 and $1/(N\Delta)$ (we here assume that $t < 1$ in the critical regime, which will be the case in all subsequent situations). Then, Δ^3 , $1/N$, Δ/N and so on are negligible for large N (because Δ vanishes, but slower than $1/(N-T)$ since the integer C_2 may not vary by less than unity). So do the terms stemming from fluctuations of C_2 around its typical value, $\Delta^2(N-T)^{\delta-1}$ and $\Delta(N-T)^{\delta-1}$, if we choose δ carefully (see below). Choosing Δ such that $\Delta^2 = 1/(N\Delta)$ allows us to gather a maximal number of terms in the equation for $\bar{\pi}$. Other choices are possible but trivial, in that they would correspond to either the success or the failure regimes, but not to the critical case. From now on, $\Delta := N^{-1/3}$.

Then, the fluctuations of C_2 in the above expansion are of the order of $\Delta(N-T)^{\delta-1} = (N-T)^{\delta-4/3}$. Using the notations from eq. (26), $\zeta = \delta - 4/3$. These fluctuations are negligible with respect to $N^{2/3}$ if $\delta < 2/3$. Remember

that the range of possible values for δ was $]1/2, 1[$; in the critical situation here, we may choose $\delta \in]1/2, 2/3[$. It will be checked later that the third term of the l.h.s. of eq. (26) is also negligible w.r.t. the first one. Finally,

$$\begin{aligned} \text{RHS}_1 + \text{RHS}_2 &= \bar{\pi}(x_1, t) + N^{-2/3} \times \\ &\quad \left[\frac{1}{2(1-t)} \partial_{x_1} \bar{\pi}(x_1, t) + (e_2(t) x_1 + \frac{x_1^2}{2}) \bar{\pi}(x_1, t) \right. \\ &\quad \left. - \sigma(t) x_1 \right] + \mathcal{O}[(N-T)^{-1}, x_1 (N-T)^{\delta-4/3}] \quad (59) \end{aligned}$$

4.2.2 Analysis of the LHS terms

LHS in eq. (57) has to do with time evolution. The values of d_2 or e_2 are given by the average value of C_2 calculated in Section 3.3. e_2 is of the order of unity when $N \rightarrow +\infty$ if the resolution trajectory comes close to $d_2 = 1$ i.e. if the initial clauses-per-variable ratio α is close to its threshold value eqs. (46 - 47). We zoom in around the time, say, t^* where d_2 is closest to 1 (or equal to 1 if we are exactly on the borderline between the success and failure cases) and let

$$T = t^* N + t_0 N \Delta^a = t^* N + t_0 N^{1-a/3}. \quad (60)$$

a will be fixed later for each family of near-critical trajectories so that $1 - d_2(t)$ is indeed of order Δ on a finite interval of rescaled times t_0 . We now assume that $\bar{\pi}$ and $G_1(X_1 = 1)$ have, when $N \rightarrow \infty$ and time T is given by (60), well defined limits, regular w.r.t. t_0 ¹⁰. The l.h.s. of eq. (57) may be written for large N

$$\text{LHS} = G_1(1, T+1|C_2)/G_1(1, T|C_2) \bar{\pi}(x_1, T+1) \quad (61)$$

where $T+1 = t_0 + N^{-1} \Delta^{-a} = t_0 + N^{-1+a/3}$. As time t_0 goes on, the shape of the distribution of C_1/Δ (encoded into $\bar{\pi}$) and the probability of success (given by $G_1(1, T|C_2)$) both vary. Fix first x_1 at 0 so that $X_1 = 1$ and $\bar{\pi} = 1$, then eqs. (61) and (59) read

$$\begin{aligned} \text{LHS} &= 1 + N^{-1+a/3} \partial_{t_0} \ln[G_1(1, t_0|C_2)] \quad (62) \\ \text{RHS}_1 + \text{RHS}_2 &= 1 + \frac{1}{2(1-t)} N^{-2/3} \partial_{x_1} \bar{\pi}(1, t) + \\ &\quad \mathcal{O}[(N-T)^{-1}]. \quad (63) \end{aligned}$$

Comparing the two members, eq. (62) and eq. (63), of eq. (57) shows that $\ln[G_1(1, t_0|C_2)]$ is of the order of

¹⁰ This assumption could presumably be demonstrated using the same technique as for Wormald's theorem [22]. If we introduce ex nihilo the functions $\bar{\pi}$ and G_1 that satisfy the equations (68)–(69), we could show that the difference between the sequences, for T from 1 to N , of the discrete quantities $G_1(X_1, T|C_2)$ and of the approximate quantities $\bar{\pi}[(1 - X_1)N^{1/3}, (T - Nt^*)N^{-1+a/3}] G_1[1, t_0 = (T - Nt^*)N^{-1+a/3}]$, vanishes when $N \rightarrow +\infty$. The reason is that the difference between two consecutive terms of each of the two sequences is the same up to a small quantity that yields a negligible difference at the final date $T = N$, and the initial conditions for both sequences are equal.

$N^{(1-a)/3}$, with subleading terms of the order of $N^{-a/3}$ at most. Defining $\lambda := (1-a)/3$, we have in the large N limit

$$-N^{-\lambda} \ln G_1(1, T|C_2) \rightarrow \mu(t_0), \quad (64)$$

a regular function of t_0 . Eqs. (62) and (59) with $x_1 = 0$ yield

$$\partial_{t_0} \mu(t_0) = -\frac{1}{2(1-t^*)} \partial_{x_1} \bar{\pi}(0, t_0). \quad (65)$$

As $\bar{\pi}$ is the generating function of $c = C_1/\Delta$ (conditioned to success of the algorithm),

$$\bar{c}(t_0) := -\partial_{x_1} \bar{\pi}(0, t_0) \quad (66)$$

is the conditional average of the rescaled number c of unit-clauses.

For general x_1 now, the previous assumptions lead from the expression (61) of the l.h.s. of eq. (57) to

$$\begin{aligned} \text{LHS} = & \bar{\pi}(x_1, t_0) + N^{-1+a/3} \partial_{t_0} \bar{\pi}(x_1, t_0) \\ & - N^{-2/3} \bar{\pi}(x_1, t_0) \partial_{t_0} \mu(t_0) + \mathcal{O}(N^{-2+2a/3}). \end{aligned} \quad (67)$$

4.3 Critical evolution equations

Comparing the two sides of the evolution equation, eq. (59) and eq. (67), we are left with two situations.

- If $a = 1$: $\lambda = 0$ and it is convenient to use the non-normalized (non-conditional) generating function

$$\pi(x_1, t_0) := \exp[-\mu(t_0)] \bar{\pi}(x_1, t_0).$$

The total probability here, $\pi(0, t_0)$, is not 1 as for $\bar{\pi}$ but the success probability of the greedy algorithm. π satisfies the following PDE:

$$\begin{aligned} \partial_{t_0} \pi(x_1, t_0) = & \frac{1}{2(1-t^*)} \partial_{x_1} \pi(x_1, t_0) + \\ & \left[e_2(t_0)x_1 + \frac{x_1^2}{2} \right] \pi(x_1, t_0) - \sigma(t_0)x_1. \end{aligned} \quad (68)$$

- If $a < 1$: the probability of success has the scaling relationship $P_{\text{success}} \propto \exp[-\Theta(N^{(1-a)/3})]$. The time-derivative term $\partial_{t_0} \bar{\pi}(x_1, t_0)$ is negligible w.r.t. other terms, and $\bar{\pi}$ satisfies the ODE:

$$\begin{aligned} 0 = & \frac{1}{2(1-t^*)} [\partial_{x_1} \bar{\pi}(x_1, t_0) + \bar{c}(t_0) \bar{\pi}(x_1, t_0)] + \\ & \left[e_2(t_0)x_1 + \frac{x_1^2}{2} \right] \bar{\pi}(x_1, t_0) - \sigma(t_0)x_1. \end{aligned} \quad (69)$$

The third possibility, $a > 1$, leads to inconsistencies and has to be rejected ¹¹.

¹¹ We would have either subdominant terms of the order of $N^{-1+a/3}$, larger than the dominant term (of the order of 1) $\bar{\pi}(x_1, t_0)$ if $a \geq 3$, or the two equations $\partial_{t_0} \bar{\pi}(x_1, t_0) = 0$ and an ODE for $\bar{\pi}$ at fixed t_0 but with coefficients $e_2(t_0)$ and $\sigma(t_0)$. In the latter case, since $\bar{\pi}$ would be constant with time, e_2 and thus d_2 should also be constant, which is impossible in the context of our algorithm (see Eq. (27)).

In the previous section, we classified the critical resolution trajectories into two families: those of the 2-SAT family ($p < 2/5$) start from the $d_2 = 1$ line but are secant to it, and those of the 3-SAT family ($p > 2/5$) do not start on this line but get tangent to it ('parabola situation'). As we will see in the next sections, these two families correspond, respectively, to values of the exponent a equal to 1 and 1/2, making successively eq. (68) and (69) relevant.

5 The 2-SAT class (power law class)

5.1 Equations for 2-SAT and its family

When $p < 2/5$, the critical resolution trajectory starts on the $d_2 = 1$ line and is secant to it (at time $t^* = 0$) with slope

$$\beta(p) := \frac{2-5p}{2(1-p)}. \quad (70)$$

The threshold value of α is $\alpha_R(p) = 1/(1-p)$ (eq. 46). On this resolution trajectory, $1-d_2(t-t^*) \propto t-t^*$. Therefore, this resolution trajectory is at distance $\Delta = N^{-1/3}$ of the $d_2 = 1$ line as long as $t-t^*$ is of order Δ^1 : the exponent a equals 1 here and the relevant equation is eq. (68).

The critical regime is realized when α is close to the value $\alpha_R(p) = 1/(1-p)$. The relevant scaling is

$$\alpha = \alpha_R(p)(1 + \epsilon_\alpha N^{-1/3}) \quad (71)$$

with finite ϵ_α since, if α is less than $\alpha_R(p)$ by more than $\Delta = N^{-1/3}$, at the initial date $t = 0$, $d_2(0)$ is already out of the critical region $1 - \Delta$ (remember that $d_2(t)$ decreases with time if $p < 2/5$ as can be seen in Fig. 3). Conversely, if α is above $\alpha_R(p)$ by a distance much greater than Δ at time $t = 0$, $1 - d_2(0)$ is an order of magnitude higher than the critical distance Δ and an infinite duration, on the scale of t_2 in eq. (60) with $a = 1$, is needed until this critical distance is reached. Notice that the *critical window* here coincides with the critical window of the static phase transition for 2-SAT [17], remember, deals with the mere existence of satisfying rather than with the ability of some algorithm to find them)

Finally, t^* is such that $d_2(t) = 1$, therefore

$$t^* = \epsilon_\alpha / \beta(p) N^{-1/3} + \mathcal{O}(N^{-2/3})$$

from eq. (29), and the relevant scaling for time is

$$T = [t_2 + \epsilon_\alpha / \beta(p)] N^{2/3} \quad (72)$$

according to eq. (60), where we replaced the notation t_0 with t_2 to emphasize that this scaling is proper to the 2-SAT family.

We have to solve eq. (68) with this choice of scales and with proper initial and boundary conditions. Define

$$p_{\text{no-contr}}(\rightarrow t_2) := \pi(x_1 = 0, t_2). \quad (73)$$

This is the probability that the algorithm detects no contradiction from $T = 0$ up to the (rescaled) time t_2 . We

shall send $t_2 \rightarrow +\infty$ at the end. In the case of the greedy UC algorithm, $1/[2(1-t^*)] = 1/2 + \mathcal{O}(N^{-1/3})$ and $e_2(t_2) = \beta(p)t_2 + \mathcal{O}(N^{-1/3})$, so that eq. (68) reads:

$$\partial_{t_2} \pi(x_1, t_2) = \frac{1}{2} \partial_{x_1} \pi(x_1, t_2) + \left[\beta(p)t_2 x_1 + \frac{x_1^2}{2} \right] \pi(x_1, t_2) - \sigma(t_2)x_1. \quad (74)$$

In practice, we find it easier to perform an inverse Laplace transform of eq. (68) before solving it; this amounts to work with probability density functions (PDFs) rather than with generating functions. In particular, the difficulty of computing σ that appears in eq. (68) is turned into a boundary condition on the PDF that is easier to deal with.

If we plug the critical scaling of X_1 , eq. (53), into the definition of the generating function $G_1(X_1)$ of C_1 :

$$\begin{aligned} G_1(X_1) &:= \sum_{C_1=0}^{+\infty} X_1^{C_1} P(C_1) \\ &= \sum_{C_1=0}^{+\infty} e^{-x_1 C_1 N^{-1/3} + \mathcal{O}(N^{-2/3})} P(C_1) \end{aligned} \quad (75)$$

and (in an heuristic way) change the discrete sum on C_1 into an integral on $c := C_1 N^{-1/3}$, letting N go to $+\infty$:

$$\pi(x_1) = \int_0^{+\infty} e^{-x_1 c} \rho(c) dc \quad (76)$$

where $\rho(c)$ is the probability density function (PDF) of c , we see that $\pi(x_1)$ is the Laplace transform of $\rho(c)$ with respect to c . Here we have dropped the time dependence, but $\rho(c, t_2)$ is actually a function of c and t_2 and the Laplace transform is taken at fixed time.

In terms of $\rho(c, t_2)$, eq. (74) translates into

$$\partial_{t_2} \rho(c, t_2) = \frac{1}{2} \partial_c^2 \rho(c, t_2) + \beta(p) t_2 \partial_c \rho(c, t_2) - \frac{1}{2} c \rho(c, t_2). \quad (77)$$

This inverse Laplace transform can be performed only if the limit when $x_1 \rightarrow +\infty$ of the r.h.s. of eq. (74) is zero. Writing from (76) the asymptotic expansion for $\pi(x_1, t_2)$ in terms of the density of clauses and its derivatives at the origin $c = 0$,

$$\pi(x_1, t_2) = \rho(0, t_2)/x_1 + \partial_c \rho(0, t_2)/x_1^2 + o(1/x_1^2) \quad (78)$$

and plugging it into eq. (74), we find that $\sigma(t_2) = 1/2 \rho(0, t_2)$ and $\rho(c, t_2)$ satisfies the boundary condition:

$$\frac{1}{2} \partial_c \rho(0, t_2) + \beta(p) t_2 \rho(0, t_2) = 0. \quad (79)$$

Conversely, one verifies that eq. (77) supplemented with the boundary condition eq. (79) leads by direct Laplace transform to eq. (74) where $\sigma(t_2)$ is replaced with $\rho(0, t_2)/2$.

Eq. (77), supplemented with eq. (79), is a reaction-diffusion equation on the semi-infinite axis of $c = C_1/(N -$

$T)^{1/3} > 0$. At the initial time step $T = 0$, i.e. $t_{2\text{init}} = -\epsilon_\alpha/\beta(p)$, there are no 1-clauses, so that $\pi(x_1, t_{2\text{init}}) = 1$ for all x_1 and $\rho(c, t_{2\text{init}})$ is a Dirac δ distribution centered on $c = 0$: the diffusing particles all sit on the $c = 0$ point. Then, they start diffusing (second-derivative term in Eq. (77)) because new 1-clauses are produced randomly from 2-clauses when variables are assigned by the algorithm. This diffusion is biased: the drift term $\partial_c \rho(c, t_2)$ comes from the tendency of the algorithm to make 1-clauses disappear (to satisfy them). A picture of this process may be found in the upper-right inset of Figure 8, where the PDF ρ is shown *after normalization*. The total number of particles is not conserved: the absorption term $c\rho(c, t_2)$ results from the stopping of some runs of the algorithm, those where a contradiction (a 0-clause) is detected. The probability that no contradiction has been encountered till time t_2 , $p_{\text{no-contr}}(\rightarrow t_2) = \pi(0, t_2) = \int_{c=0}^{+\infty} \rho(c, t_2) dc$, is a decreasing function of t_2 , smaller than unity.

5.2 Results for 2-SAT and its family

Unfortunately, we were not able to solve analytically eq. (77). Our study relies on an asymptotic expansion of the solution of this equation for large times t_2 and on a numerical resolution procedure to get results at finite times t_2 . This numerical resolution was in turn helped with an asymptotic expansion at small times t_2 .

Details about the large times t_2 expansion may be found in Appendix C. In short, we find that the probability that the greedy algorithm does not stop till time t_2 decays algebraically at large times,

$$p_{\text{no-contr}}(\rightarrow t_2) = \int_0^{+\infty} \rho(c, t_2) dc \propto t_2^{-\frac{1}{4\beta}}. \quad (80)$$

The leading order of the probability of success at the final time step $T = N$ can be guessed by replacing t_2 with $N^{1/3}$:

$$P_{\text{success}}[\alpha_R(p), p] \propto N^{-\frac{1}{12\beta}}, \quad (81)$$

an intermediate behaviour between the success (finite P_{success}) and failure ($-\ln P_{\text{success}} \propto N$) situations defined in Section 2.3.

The proportionality factor in eq. (81) can be calculated through a numerical resolution of eq. (77) for finite values of t_2 .

5.2.1 Numerical resolution of eq. (77) at finite times t_2

We have solved the reaction-diffusion-like eq. (77) thanks to a standard numerical resolution scheme (the Crank-Nicholson method) after some preliminary steps. First we discretized both time and ‘space’ (the semi-infinite axis of c). It is convenient to consider finite-support functions, and we have tried the changes of variables $b = 1/(c + 1)$ and $b = \exp(-c)$; the latter turned out to be better. The range $]0, 1]$ for b was discretized into \mathcal{N} points. The Crank-Nicholson method allows us to take a time step $1/\mathcal{N}$ for

the numerical resolution (quite efficient as compared to the time step $1/\mathcal{N}^2$ for Euler's method), provided that the Courant condition is respected. With eq. (77) this is not the case, since the coefficient of the drift term, $\beta(p)t_2$, is not bounded with growing t_2 . We actually consider $\tilde{\rho}(c, t_2) = \exp(-\beta ct_2 - \beta^2 t_2^3/6)\rho(c, t_2)$ rather than $\rho(c, t_2)$ so that the Courant condition is satisfied. What we have to solve now is

$$\begin{aligned} \partial_{t_2} \tilde{\rho}(b, t_2) &= \frac{b^2}{2} \partial_b^2 \tilde{\rho}(b, t_2) + \frac{b}{2} \partial_b \tilde{\rho}(b, t_2) \\ &- \left[\beta(p) - \frac{1 - X_0}{2} \right] \ln(b) \tilde{\rho}(b, t_2) \end{aligned} \quad (82)$$

with $X_0 = 0$ and for $0 < b \leq 1$, and with the boundary condition

$$\partial_b \tilde{\rho}(1, t_2) - \beta(p)t_2 \tilde{\rho}(1, t_2) = 0. \quad (83)$$

At initial time $t_{2\text{init}} = -\epsilon_\alpha/\beta(p)$, $\rho(c, t_{2\text{init}}) = \delta(c)$. The most relevant term in eq. (77) is the diffusion term, and we expect c to grow like $\sqrt{t_2 - t_{2\text{init}}}$ typically¹². Therefore, we start our numerical resolution at time $t_{2\text{init}} + \mathcal{N}^{-1/2}$ so that a finite number of discretization points (instead of just the point on the $b = 1$ boundary) share the support of $\tilde{\rho}$. The initial condition is given by a short-time series expansion of the solution of eq. (77). Details about this expansion are found in Appendix D.

We first tested our program by studying the linear equation eq. (77), or more precisely eq. (82) with X_0 set to 1. In this case, the distribution ρ is normalized to unity. We observed that this conservation rule is fulfilled by our numerical resolution scheme up to a small deviation of order $1/\mathcal{N}$, diverging with the simulation time t_2 . Therefore, we must be careful in our choice for the final time of the simulation. Moreover, when we plotted the conditional average $\bar{c}(t_2)$, we found a very good agreement with the analytical expansions at small and large times t_2 . This agreement was also observed for the non-linear equation eq. (82) — see Figure 4. Therefore, we think that our numerical results are quite reliable, at least on finite time ranges.

5.2.2 Probability of success in the critical time regime and the scaling function H

As the numerical precision on $\bar{c}(t_2)$ is greater than on the total probability¹³, we have calculated the probability of success through the numerical results for \bar{c} . The probability $\bar{\pi}(0, t_2)$ is indeed related to the values of $\bar{c}(t_2)$ by integrating eq. (77) over c from 0 to $+\infty$, see eq. (65):

$$\partial_{t_2} \ln p_{\text{no-contr}}(\rightarrow t_2) = -\bar{c}(t_2)/2 \quad (84)$$

where we have used the boundary condition eq. (79). In practice, we integrated \bar{c} numerically from $t_{2\text{init}}$ (which

¹² See also eq. (D.6).

¹³ For instance, in the case of $X_0 = 1$, with $\mathcal{N} = 100$ and at $t_2 = 6.5$, the relative error on the total probability equals 6.8%, whereas it is only 2.5% on \bar{c} .

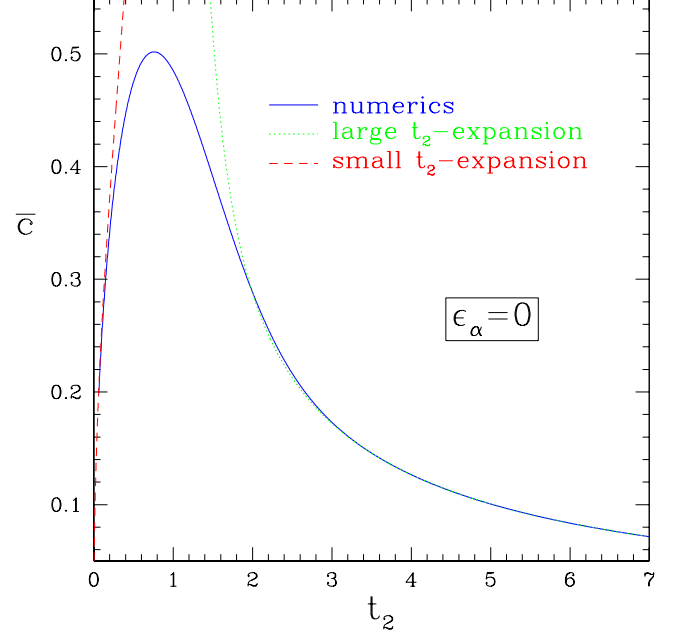


Fig. 4. Numerical data for $\bar{c}(t_2)$ in the case of critical 2-SAT ($\beta = 1$ and $\epsilon_\alpha = 0$), obtained by numerically solving eq. (77). Comparisons with the analytical small- and large-times asymptotic expansions are shown.

depends on p and ϵ_α) to $t_2 \approx 5$, and used our large- t_2 expansion (see Eq. (80) and Appendix C) for $t_2 > 5$, which yields

$$-\ln p_{\text{no-contr}}(\rightarrow t_2; \epsilon_\alpha, p) = \frac{\ln t_2}{4\beta(p)} + H[\epsilon_\alpha, \beta(p)] + \mathcal{O}(t_2^{-3}) \quad (85)$$

with the following values for H at criticality ($\epsilon_\alpha = 0$): 0.24371 ± 10^{-5} for $p = 0$, 0.24752 ± 10^{-5} for $p = 1/7$, 0.20157 ± 10^{-5} for $p = 1/4$, -0.208 ± 10^{-3} for $p = 1/3$. These values are extrapolations to $\mathcal{N} = \infty$ of numerical results for a number of discretization points \mathcal{N} up to 1600. We checked that changing the end time of numerical integration from ≈ 5 to ≈ 10 did not change this extrapolation (although it notably affects the numerical integral for values of $\mathcal{N} \ll 1000$).

The behaviour of $p_{\text{no-contr}}$ in the critical time range is illustrated in the inset of Figure 6 in the case of 2-SAT. For $\mathcal{N} = +\infty$ (continuous line), eq. (85) yields the large- t_2 asymptote while data for small t_2 come from numerical results for eq. (77). This compares well with results for finite sizes \mathcal{N} from 25 to 1000 (points), even though the finite-size effects in $\mathcal{N}^{-1/3}$ are large; for fixed t_2 , finite-size data converge to the $\mathcal{N} = +\infty$ result but, on a series of data for fixed \mathcal{N} , there is a cross-over from the time regime $T = t_2 \mathcal{N}^{2/3}$ to the time regime $T = t_2 \mathcal{N}$ (where the correct scaling is illustrated in the main plot). The finite- \mathcal{N} data were computed by direct solution of the evolution equation (34) for the generating function G_1 of C_1 , thanks to the technique exposed in Appendix E. They have no Monte-Carlo error but don't take into account the Gaussian fluctuations of c_2 .

H may be viewed as a scaling function of the parameter ϵ_α for the probability not to find a contradiction in the time scale $T = \Theta(N^{2/3})$. We computed along the same lines several values of H for various $\epsilon_\alpha \neq 0$ at fixed $p = 0$. Results are shown in Figure 5.

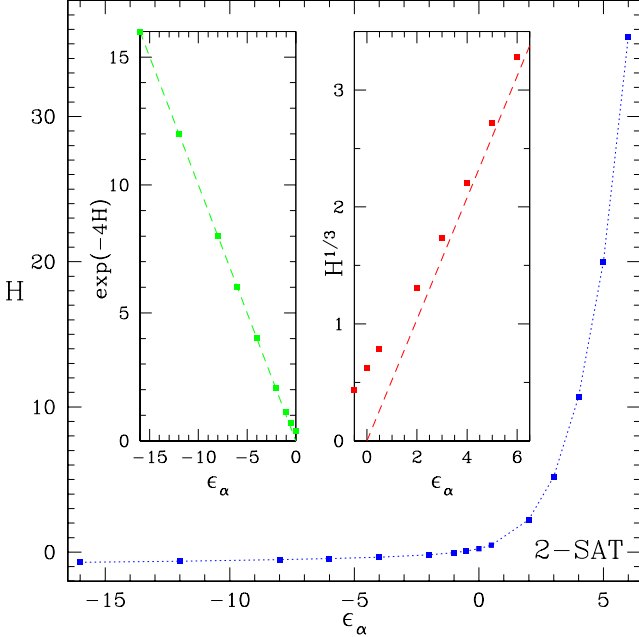


Fig. 5. Numerical results (dots) for the scaling function H of the probability $p_{\text{no-contr}}$ in the critical time scale as a function of the relative distance ϵ_α to the critical constraint-per-variable ratio, in the case of 2-SAT ($p = 0$, $\beta = 1$). The error bars are smaller than the symbol's size. The dotted line is a guide for the eye. **Left inset:** $y := \exp(-4H)$ is plotted vs. ϵ_α to show that, when $\epsilon_\alpha \rightarrow -\infty$, $H \sim -\ln(-\epsilon_\alpha)/4$. The straight line has equation $y = -\epsilon_\alpha$. **Right inset:** $H^{1/3}$ is plotted vs. ϵ_α to show that, when $\epsilon_\alpha \rightarrow +\infty$, $H \propto \epsilon_\alpha^3$. The straight line is a tentative linear fit.

Let us check heuristically that the success and failure cases are recovered from the critical results when ϵ_α tends to $-\infty$ and $+\infty$ respectively; this amounts to precise the large- ϵ_α behaviour of the scaling function H . ϵ_α fixes the initial date $t_{2\text{init}} = -\epsilon_\alpha/\beta(p)$ in the time scale of t_2 and this in turn influences the value of H .

For $\alpha < \alpha_R(p)$ i.e. $\epsilon_\alpha = -\delta N^{1/3}$ for some fixed $\delta > 0$, $\bar{c}(t_2)$ reaches very quickly its asymptotic regime for large t_2 : $\bar{c}(t_2) \sim 1/(2\beta t_2)$, and we obtain

$$-\ln p_{\text{no-contr}}(t_{2\text{init}} = \delta N^{1/3} \rightarrow tN^{1/3}) \approx \int_{\delta/\beta N^{1/3}}^{tN^{1/3}} \frac{dt_2}{4\beta t_2} = \frac{1}{4\beta} (\ln t - \ln \delta). \quad (86)$$

$p_{\text{no-contr}}$ is finite, as expected in the success case. This computation shows that the scaling function H should behave like $-\ln(-\epsilon_\alpha)/(4\beta)$ for large negative ϵ_α ; this is confirmed numerically in the left inset of Figure 5.

Above the critical threshold, for $\epsilon_\alpha = +\delta N^{1/3}$ with $\delta > 0$, c is driven away from 0 at speed $\approx \delta/\beta N^{1/3}$ from time $t_2 = -\delta/\beta N^{1/3}$ to time 0 (see eq. (77)), hence $c \approx \delta^2/\beta^2 N^{2/3}$ for a duration $\approx \delta/\beta N^{1/3}$. Hence,

$$-\ln p_{\text{no-contr}}(t_{2\text{init}} = -\delta N^{1/3} \rightarrow t_2 = tN^{1/3}) \approx \frac{1}{12\beta} \ln N + \frac{\delta^3}{\beta^3} N. \quad (87)$$

$p_{\text{no-contr}}$ vanishes exponentially with N as expected. H should behave like ϵ_α^3 for large positive ϵ_α ; this is confirmed numerically in the right inset of Figure 5.

5.2.3 Matching together critical and non-critical time scales — final result for P_{success}

Equation (85) may be written as, setting $t_2 + \epsilon_\alpha/\beta = tN^{1/3}$,

$$-\ln P_{\text{success}}(T = 0 \rightarrow tN) = \frac{1}{4\beta(p)} \left(\frac{1}{3} \ln N + \ln t \right) + H[\epsilon_\alpha, \beta(p)] + \mathcal{O}\left(\frac{1}{t^3 N}\right) + N^{-1/3} Q(tN^{1/3}, N) \quad (88)$$

where $Q(t_2, N)$ is bounded when $N \rightarrow +\infty$ with fixed t_2 ¹⁴.

The behaviour of $p_{\text{no-contr}}$ for times T of the order of N is illustrated in the main part of Figure 6 (for 2-SAT), where $-\ln p_{\text{no-contr}} - \frac{1}{12} \ln N$ is plotted as a function of t . The dashed line is the $N = +\infty$ result $\frac{1}{4}(\ln t - t) + H(0, 1)$ (see below for the expression of Q). Data for finite-sizes N (points) compare well with this result if $T \gg N^{2/3}$; otherwise there are strong finite-size effects and the critical time regime results are relevant (see inset).

Outside the critical regime, the probability that no contradiction is found can be calculated along the lines of Section 4.1. In the $N \rightarrow +\infty$ limit with fixed ratio T/N , the probability that no 0-clause is found between times $0 < t < 1$ and 1 satisfies

$$-\ln p_{\text{no-contr}}(T = tN \rightarrow N) = \int_t^1 \frac{d\tau}{4(1-\tau)} \frac{d_2(\tau)^2}{1-d_2(\tau)} + \mathcal{O}(N^{-1/3}) = -\frac{\ln t}{4\beta(p)} + \int_t^1 d\tau f(\tau) + \mathcal{O}(N^{-1/3}) \quad (89)$$

since the reasoning that led to eqs. (42) and (44) is still valid here: if $t_{\text{init}} > 0$ and $\alpha = \alpha_R(p)(1 + \epsilon_\alpha N^{-1/3})$ according to eq. (71), we know that $d_2(t)$ is bounded away from 1 when $N \rightarrow +\infty$. Notice that the subdominant term in eq. (89) is not of order $1/N$ like in eq. (42) because we approximate α with α_R . The expression for function f ,

$$f(t) := -\frac{1}{4} - \frac{3pt}{8(1-p)} - \frac{9p^2}{4(2-5p)(3pt+2-5p)}. \quad (90)$$

¹⁴ Q is like the sum of the asymptotic expansion of $-\ln P_{\text{success}}$ in powers of $N^{-1/3}$ without the leading term. Our aim is to precise how $Q(t_2, N)$ behaves when both t_2 and N go to $+\infty$.

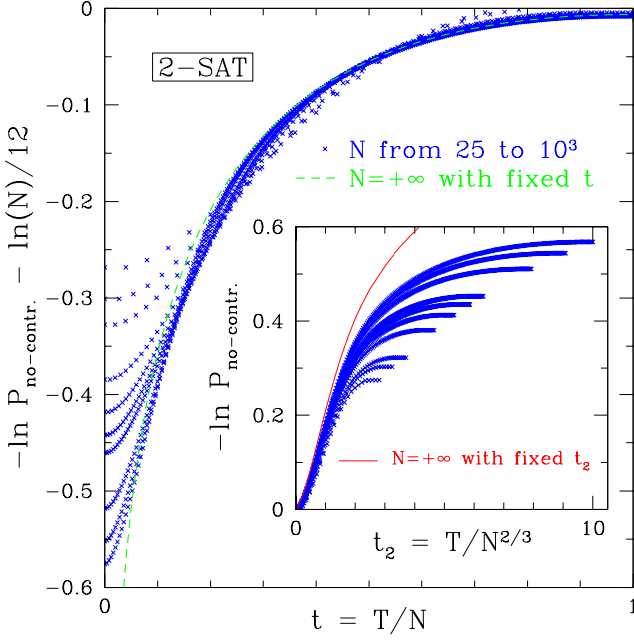


Fig. 6. Illustration of the two relevant time regimes for the probability $p_{\text{no-contr}}$ that no contradiction is found between $T = 0$ and some step T . Points are data for the exact solution of eq. (34) in the case of 2-SAT at criticality ($\alpha = 1$) for sizes $N = 25, 37, 51, 101, 151, 201, 251, 501, 751$ and 1001 (increasingly close to the $N = +\infty$ asymptotic lines). **Main plot:** $-\ln p_{\text{no-contr}} - \frac{1}{12} \ln N$ is plotted vs. $t = T/N$. This quantity has a well-defined continuous limit when $N \rightarrow +\infty$ with fixed $t > 0$ (dashed line); see text for the computation of this limit. Because of the cross-over from the critical time-regime, convergence is non-uniform; finite-size effects are huge except if $T \gg N^{2/3}$. **Inset:** $-\ln p_{\text{no-contr}}$ is plotted vs. $t_2 = T/N^{2/3}$; it has a well-defined continuous limit when $N \rightarrow +\infty$ with fixed $t_2 > 0$ (solid line). Convergence is non-uniform; finite-size effects are huge in the cross-over regime $T \gg N^{2/3}$. Data for the solid line are from numerical solution of eq. (77) and the asymptotic expression (85).

is found from eqs. (37) and (29).

Comparing eq. (89) and eq. (88) yields

$$N^{-1/3} Q(tN^{1/3}, N) = F(t) + \mathcal{O}(N^{-1/3}) + \mathcal{O}(t^{-3}N^{-1}) \quad (91)$$

where F is a primitive of f . Using this expression for Q in eq. (88), setting $t = N^{-1/3}(t_2 + \epsilon_\alpha/\beta)$ and letting t_2 go to 0 shows that $F(0) = 0$. Finally, the probability of success P_{success} is

$$-\ln P_{\text{success}} = \frac{\ln N}{12\beta(p)} + H[\epsilon_\alpha, \beta(p)] + F(1) + \mathcal{O}(N^{-1/3}) \quad (92)$$

with

$$F(1) = \frac{\ln \beta(p)}{\beta(p)} - \frac{3p}{8(1-p)} - \frac{4-p}{16(1-p)}. \quad (93)$$

The corrections due to the fluctuations of C_2 , temporarily left aside, are of the order of, from eq. (26),

$$\mathcal{O}(N^{\delta-4/3} \ln N)$$

(without the \ln factor if $X_0 = 1$) and

$$\mathcal{O}\left[N^{3/2-\delta} \exp(-N^{2\delta-1}/2)\right]$$

where δ has to be in the range $]1/2, 2/3[$. They are negligible w.r.t. all other terms of eq. (92). Notice that δ has opposite effects on the two corrections, as was anticipated in the discussion following eq. (26).

Let us give precise values for some special cases, to illustrate the predictive power of our computation, although we have no analytical formula for H . For the greedy algorithm ($X_0 = 0$) at the critical point ($\alpha_R(p)$), $-\ln P_{\text{success}}$ equals, up to $\mathcal{O}(N^{-1/3})$,

$$\ln N/12 + 0.24371 \pm 10^{-5} - 1/4 \quad (94)$$

$$\ln N/9 + 0.24752 \pm 10^{-5} - 9/32 + \ln(3/4)/12 \quad (95)$$

$$\ln N/6 + 0.20157 \pm 10^{-5} - 5/16 - \ln(2)/4 \quad (96)$$

$$\ln N/3 - 0.208 \pm 10^{-3} - 11/32 - 3 \ln(2)/2 \quad (97)$$

for 2-SAT, 2+1/7-SAT, 2+1/4-SAT and 2+1/3-SAT respectively.

Figure 7 compares these results with empirical success probabilities, obtained by running the greedy UC algorithm on a large number (4.10^5 to 3.10^6) of instances of random 2+p-SAT at critical initial clauses-per-variable threshold $\alpha_R(p)$ with sizes up to $N = 10^5$. Interpretation of the data could be difficult because finite-size effects are strong. But if we take into account the finite corrections to the $\ln N$ terms in eqs. (94)–(97), a very good agreement is found.

5.2.4 The critical distribution of C_1

In the critical time regime (T of the order of $N^{2/3}$), the PDF of $c = C_1/N^{1/3} > 0$ is the solution ρ of eq. (68). As a special case, the probability that no 1-clause is present is $\sigma \sim N^{-1/3}\rho(0)/2$. Convergence to this distribution, for $c > 0$ on one hand and for $c = 0$ on the other hand, is observed numerically — see Figure 8. The convergence is not uniform in the neighbourhood of $c = 0$, which is expected since the distribution ρ is singular in $c = 0$. There is rather a cross-over from the regime where $C_1 \ll N^{1/3}$ to the regime where C_1 is of the order of $N^{1/3}$. Eq. (39) yields, going to the $d_2 \rightarrow 1$ limit (well-defined if $X_1 > 0$),

$$\pi_0(X_1) = \sum_{C_1} P(C_1) X_1^{C_1} = \frac{1 - X_1}{1 - X_1 \exp(1 - X_1)} \pi_0(0). \quad (98)$$

Hence (for large N with fixed X_1)

$$G_1(X_1) = N^{-1/3} \frac{\rho(0)}{2} \frac{1 - X_1}{1 - X_1 e^{1-X_1}} + o(N^{-1/3}). \quad (99)$$

The probabilities that C_1 takes the values 0, 1, 2, ... are given by the coefficients of the Taylor expansion, in $X_1 = 0$, of G_1 above. It is observed that these probabilities converge very quickly to $N^{-1/3}\rho(0)$, which coincides with the $c \rightarrow 0$ limit of the distribution ρ of $c = C_1/N^{1/3}$. These probabilities are plotted in the lower-left inset of Figure 8, together with numerical data for finite sizes. A good agreement is found.

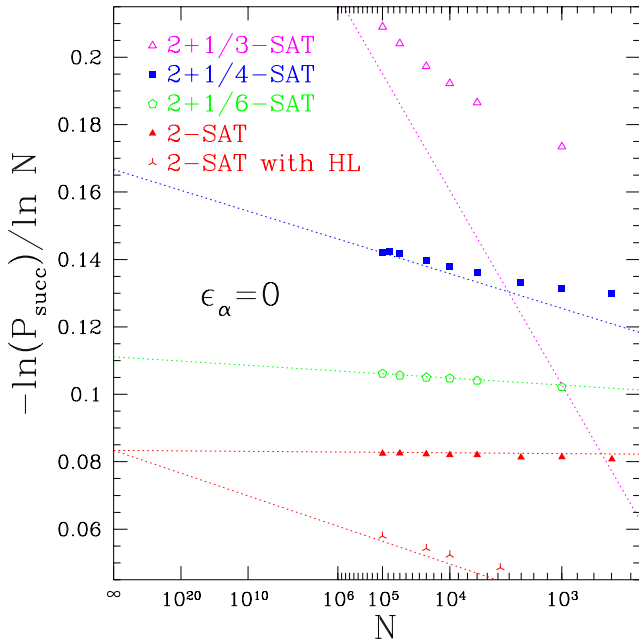


Fig. 7. Comparison of eqs. (94)–(97) (lines) with empirical estimates (symbols) for the probability of success of the greedy UC algorithm on instances of the random $2 + p$ -SAT problem at the critical initial constraint-per-variable ratio $\alpha_R(p)$ (i.e. $\epsilon_\alpha = 0$) for $p=0$, $p = 1/7$, $p = 1/4$ and $p = 1/3$, and data for the probability of success of the greedy HL algorithm [15] on instances of critical 2-SAT. The error bars are smaller than the symbols’ sizes. Data for $-\ln P_{\text{success}}/\ln N$ are plotted against $1/\ln N$, and the straight lines come from our asymptotic analytical results, eqs. (94)–(97) (ignoring the $\mathcal{O}(N^{-1/3})$ terms), except for HL where it is a tentative extrapolation to $N = +\infty$.

5.2.5 Universality

For a given $p < 2/5$, all algorithms that use the UP rule fall into the same universality class (which depends on p). They share the result eq. (92) with common H (but $F(1)$ is a non-universal correction), and the critical distribution of C_1 studied in Section 5.2.4.

The reason is two-fold: first, the analysis done so far in Section 5 is still valid for another heuristic than R, run on random instances of the $2 + p$ -SAT problem, provided the critical trajectory starts on the $d_2 = 1$ line and is secant to it with some slope $\beta > 0$. Second, the value of β at *criticality* is universal and depends on p only, because, at criticality, the heuristic is almost never used and UP alone fixes the slope: even if the resolution trajectories of several heuristics may be quite different in general (compare e.g. Eqs. (29) for R and (31) for GUC), in the critical regime, the probability that $C_1 = 0$ and the heuristic is used is of the order of $N^{-1/3}$ only. Most of the time, the UP rule is used, and the resulting evolution of c_2 and c_3 is common to all algorithms: the slope of the critical trajectory is $\beta(p) = (2 - 5p)/[2(1 - p)]$ as for UC. We verified this by direct computation from eq. (29) for R, eq. (31) for GUC and the corresponding equations of reference [15] for HL and CL.

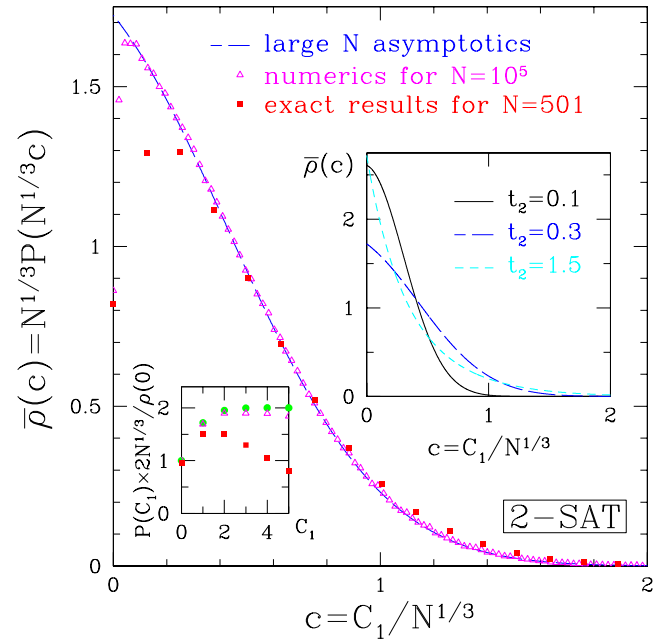


Fig. 8. The normalized PDF $\bar{\rho}$ of $c = C_1/N^{1/3}$ for 2-SAT at the critical initial clauses-per-variable ratio $\alpha = 1$ ($\epsilon_\alpha = 0$) and at $t_2 = 0.3$. Long-dashed line: limit result for $\bar{\rho}$ at $N = +\infty$. Dots: numerical results from 8.10^5 runs of the UC algorithm for $N = 10^5$ (Δ ; the error bars are smaller than the symbol’s size) and results from the direct solution of eq. (34) for $N = 501$ (\blacksquare) — see appendix E. **Lower-left inset:** probability P (expressed in $N^{-1/3}\rho(0)/2$ units) that C_1 takes finite values at the $N = +\infty$ limit (\bullet). This shows how the discontinuity, at the scale of c , between $N^{1/3}P(C_1 = 0) = \sigma$ and $\lim_{c \rightarrow 0^+} \bar{\rho}(c) = 2\sigma$ is resolved at the scale of C_1 . Numerical data (same as for the main plot) converge to P when $N \rightarrow +\infty$. **Upper-right inset:** Normalized distributions $\bar{\rho}$ for $N = +\infty$ at times $t_2 = 0.1$ (solid line), $t_2 = 0.3$ (long dashes) and $t_2 = 1.5$ (short dashes).

Figure 7 shows the agreement of empirical data for the HL heuristic, used on random 2-SAT instances, with the scaling of P_{success} that we derived for the R heuristic.

6 The 3-SAT class (stretched exponential class)

6.1 Equations and results for 3-SAT and its class

We now address the case $p > 2/5$. Here, the critical resolution trajectory starts *below* the $d_2 = 1$ line and gets tangent to it, at point $(p = 2/5, \alpha = 5/3)$ at a finite time, $t^* \in]0, 1[$. From eq. (29), $d_2(t)$ is locally a parabola around t^* : $1 - d_2(t - t^*) \propto (t - t^*)^2$. The critical resolution trajectory is at distance $\Delta = N^{-1/3}$ of the $d_2 = 1$ line as long as $t - t^*$ is of order $\Delta^{1/2}$: the exponent a equals $1/2$ here and the relevant equation is eq. (69), not eq. (68) as for 2-SAT. The computation is easier here (at least for the leading order) since we have an ordinary differential equation (the time enters into play only as a parameter of the

coefficients of this ODE) rather than a partial derivatives equation. The relevant scaling for time is

$$T = t^* N + t_3 N^{5/6} \quad (100)$$

according to eq. (60) where we replaced the notation t_0 with t_3 to emphasize that this scaling is proper to the 3-SAT class.

As for 2-SAT, the critical regime extends to a non-empty range of values of α . This critical window is the same: we set

$$\alpha = \alpha_R(p)(1 + \epsilon_\alpha N^{-1/3}) \quad (101)$$

with finite ϵ_α . Indeed, if α is less than $\alpha_R(p)$ by more than $\Delta = N^{-1/3}$, because $d_2(t)$ is increasing proportionally with α (see Eqs. (28) and (29)), the resolution trajectory will be out of the critical region in particular at the time t^* where $d_2(t)$ is maximal since $1 - d_2(t) \gg \Delta$, and therefore at all times. Conversely, if α is above $\alpha_R(p)$ by a distance much greater than Δ , at time t^* $1 - d_2$ is an order of magnitude higher than the critical distance Δ , which implies that the resolution trajectory would stay for an infinite duration, on the scale of t_3 in eq. (60) with $a = 1/2$, above the $d_2 = 1$ line – this would yield numerous contradictions (0-clauses) and let the probability of success be exponentially small.

6.1.1 Results for the critical time regime

We now have to solve eq. (69). As for the 2-SAT family, we prefer to do computations on the (here normalized, or conditioned to success of the greedy algorithm) PDF \bar{p} of the stochastic variable $C_1/N^{1/3}$ rather than on its generating function $\bar{\pi}$. Performing an inverse Laplace transform on eq. (69) yields

$$0 = \frac{1}{2} \partial_c^2 \bar{p}(c, t_3) + e_2(t_3) \partial_c \bar{p}(c, t_2) + \frac{1}{2(1-t^*)} [\bar{c}(t_3) - c] \bar{p}(c, t_3) \quad (102)$$

with the boundary condition

$$\frac{1}{2} \partial_c \bar{p}(0, t_2) + e_2(t_3) \bar{p}(0, t_2) = 0. \quad (103)$$

The parameters in eqs. (102) and (103) are $t^* = 5/6 - 1/(3p)$ and $e_2(t_3) = 36t_3^2 p^2 / (p+2)^2 - \epsilon_\alpha$.

Here, the initial condition is mostly irrelevant: the initial step of the algorithm, $T = 0$ or $t^* \rightarrow -\infty$, is far out of the critical time region (finite t^*). When the resolution trajectory enters this region, the distribution of C_1 has already equilibrated to its critical value and is only subject to ‘adiabatic’ changes during the crossing of the critical region (Eq. (102) has no time derivative). Solving the ODE (102) brings out the explicit critical distribution of 1-clauses.

Let $u(c, t_3) := \bar{p}(c, t_3) \exp[e_2(t_3)c]$, $k(p) = [6p/(2+p)]^{-1/3}$ and

$$z := \left[c - \bar{c}(t_3) + \frac{2+p}{6p} e_2(t_3)^2 \right] / k(p). \quad (104)$$

Eq. (102) is recast into an equation that admits Airy’s Ai and Bi functions as linearly independent solutions:

$$\partial_z^2 u(z, t_3) - zu(z, t_3) = 0. \quad (105)$$

See references in [23] for studies of eq. (105) in the context of (semi-classical) quantum mechanics or [24] in the context of Brownian motion (similar to our situation). Since u has to vanish for large z (because $\bar{p}(c, t_3) \rightarrow 0$ for large c) whereas $\text{Bi}(z)$ is not bounded for large z , $u(z, t_3) = A(t_3) \text{Ai}(z)$ where A is a normalization coefficient. The boundary condition eq. (103) reads

$$\text{Ai}'(z_0)/\text{Ai}(z_0) = -k(p)e_2(t_3) \quad (106)$$

where z_0 is expressed from eq. (104) with $c = 0$. Let \mathcal{A} be the reciprocal function of Ai'/Ai . Inverting eq. (106) yields an expression for $\bar{c}(t_3)$:

$$\bar{c}(t_3) = k(p)^3 e_2(t_3)^2 - k(p) \mathcal{A}[-k(p)e_2(t_3)] \quad (107)$$

and

$$\bar{p}(c, t_3) = A(t_3) e^{-e_2(t_3)c} \text{Ai} \{ k(p)c + \mathcal{A}[-k(p)e_2(t_3)] \}. \quad (108)$$

We did not compute explicitly the normalization constant $A(t_3)$. The critical distribution \bar{p} is plotted in Figure 9 for 3-SAT ($p = 1$) and several values of e_2 , to show the influence of the drift on its shape. The agreement with numerics is good; the same phenomenon in $c = 0$ as for the 2-SAT family is observed: at $N = \infty$, \bar{p} is singular, and for finite N there is a cross-over from the regime $C_1 \ll N^{1/3}$ to the regime $C_1 = cN^{1/3}$ (see Sect. 5.2.4).

The probability that the greedy algorithm doesn’t find a contradiction in the critical regime from time $t_3^{(1)}$ up to time $t_3^{(2)}$ satisfies, according to eq. (64) and the discussion preceding it,

$$-\ln p_{\text{no-contr}}(t_3^{(1)} \rightarrow t_3^{(2)}) = N^{1/6} \left[\mu(t_3^{(2)}) - \mu(t_3^{(1)}) \right] + \mathcal{O}(N^{-1/6}) \quad (109)$$

where, from eq. (65) and the initial condition $p_{\text{no-contr}}(T = 0) = 1$, $\partial_{t_3} \mu = k(p)^{-3} \bar{c}(t_3)/2$ and $\mu(t_3) \rightarrow 0$ as $t_3 \rightarrow -\infty$. In the interesting situation where $t_3^{(1)} < 0 < t_3^{(2)}$, using the y variable such that $\text{Ai}'(y)/\text{Ai}(y) := -k(p)e_2(t_3)$ rather than t_3 ,

$$\mu(t_3^{(2)}) - \mu(t_3^{(1)}) = \frac{k(p)^{1/2}}{4} \times \left(\int_{\mathcal{A}[k(p)\epsilon_\alpha]}^{\mathcal{A}[-k(p)e_2(-t_3^{(1)})]} + \int_{\mathcal{A}[k(p)\epsilon_\alpha]}^{\mathcal{A}[-k(p)e_2(t_3^{(2)})]} \right) \times \frac{dy}{\sqrt{k(p)\epsilon_\alpha - \text{Ai}'(y)/\text{Ai}(y)}} \left[\frac{\text{Ai}'(y)^2}{\text{Ai}(y)^2} - y \right]^2. \quad (110)$$

Define (the integral is finite)

$$\Phi(x) := \frac{1}{4} \int_{\mathcal{A}(x)}^{+\infty} \frac{dy}{\sqrt{x - \text{Ai}'(y)/\text{Ai}(y)}} \left[\frac{\text{Ai}'(y)^2}{\text{Ai}(y)^2} - y \right]^2. \quad (111)$$

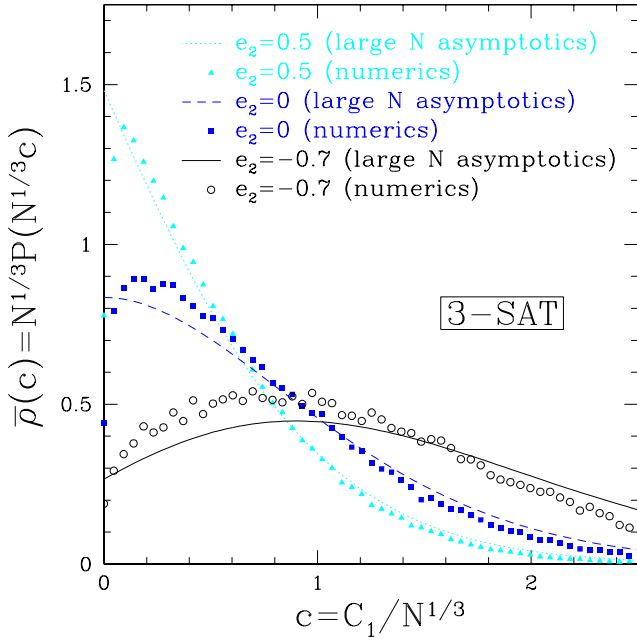


Fig. 9. Critical distributions $\bar{\rho}$ for $c = C_1/N^{1/3}$ in the case of 3-SAT with drifts $e_2 = 0.5$ (solid line, \circ), $e_2 = 0$ (dashed line, \blacksquare) and $e_2 = -0.7$ (dotted line, \triangle). Points are from numerical estimates with size $N = 10^4$.

For large positive $t_3^{(2)}$ (and similarly for large negative $t_3^{(1)}$),

$$\mu(t_3^{(2)}) - \mu(0) = \sqrt{k(p)}\Phi[k(p)\epsilon_\alpha] - \frac{k(p)^3}{4t_3^{(2)}} + \mathcal{O}(t_3^{(2)-5}) \quad (112)$$

where we have used a large- t_3 expansion of eq. (107). From eq. (100), t_3 is of order $N^{1/6}$ at most, thus eq. (112) allows one to express μ in terms of Φ only, up to corrections of the order of $N^{-1/6}$. Anticipating that the non-critical time regime, like the success case in Section 4.1, brings contributions to $\ln P_{\text{success}}$ of order $\mathcal{O}(1)$ in N , the total probability of success (at time $T = N$) of the greedy UC algorithm reads

$$-\ln P_{\text{success}}[(1 + \epsilon_\alpha)\alpha_{\text{R}}(p), p] = N^{1/6}2\sqrt{k(p)}\Phi[k(p)\epsilon_\alpha] + \mathcal{O}(1) \quad (113)$$

where the function Φ is closely related¹⁵ to the universal function introduced in reference [9]. It may easily be computed with a mathematical software and is plotted in Figure 10.

Let us heuristically check that the success and failure cases are recovered from the critical results when ϵ_α tends to $-\infty$ and $+\infty$ respectively. Using the asymptotic expansions of Ai and Ai' [25, 26], the asymptotic behaviour of Φ

¹⁵ To lighten notations here, we have rescaled the argument x and the value of Φ by constant coefficients w.r.t. reference [9]. Moreover, the new Φ is more universal: it is exactly the scaling function at the tricritical point $p = 2/5$, $\alpha = 5/3$ for all heuristics (both r_H^ϕ and r_H^ϵ equal one in this case) — see section 6.2.

is found:

$$\begin{aligned} \Phi(x) &\sim \frac{\pi}{8\sqrt{-x}} \quad \text{when } x \rightarrow -\infty \\ \Phi(x) &= \frac{4}{15}x^{5/2} - a\frac{\sqrt{x}}{2} + o(\sqrt{x}) \quad \text{when } x \rightarrow +\infty \end{aligned}$$

where $a \approx -2.338107410$ is the greatest zero of Ai on the real axis. Taking now $\epsilon_\alpha = N^{1/3}\epsilon$ shows that $-\ln P_{\text{success}} \approx \pi/(4\sqrt{-\epsilon})$ for $\epsilon < 0$, in agreement with eq. (49), and $-\ln P_{\text{success}} \approx 4\epsilon N/15$, in agreement with the expected failure behaviour.

6.1.2 Matching critical and non-critical time scales — final result for P_{success}

Here we use a heuristic reasoning, based on what we learned from the study of the 2-SAT family. On the one hand, the results from the previous paragraph show that the probability no to find a contradiction between times t^*N and $T = t^*N + t_3N^{5/6}$ equals (with an obvious convention for negative t_3)

$$-\ln p_{\text{no-contr}}(T = t^*N \rightarrow t^*N + t_3N^{5/6}) = N^{1/6}[\mu(t_3) - \mu(0)] + R(t_3, N) \quad (114)$$

where the function $R(t_3, N)$ (assumed to be regular) is bounded when $N \rightarrow +\infty$ with fixed t_3 . Setting $t_3 = (t - t^*)N^{1/6}$ and using eq. (112),

$$-\ln p_{\text{no-contr}}(T = t^*N \rightarrow tN) = N^{1/6}\sqrt{k(p)}\Phi[k(p)\epsilon_\alpha] - \frac{k(p)^3}{4}\frac{1}{t - t^*} + \mathcal{O}(N^{-1/6}) + R[(t - t^*)N^{1/6}, N]. \quad (115)$$

On the other hand, out of the critical time regime, we may modify eq. (89) (with the expression of $d_2(t)$ for $\alpha = 5/3$) to compute the lost of success probability in the large N limit between given times on the scale of T/N . For $t < t^*$ and $t > t^*$ respectively,

$$-\ln p_{\text{no-contr}}(T = 0 \rightarrow tN) = -\frac{k(p)^3}{4}\left(\frac{1}{t - t^*} + \frac{1}{t^*}\right) + \frac{1}{4}\ln\left(\frac{t^* - t}{t^*}\right) + \int_0^t d\tau f(\tau) + \mathcal{O}(N^{-1/3}) \quad (116)$$

$$-\ln p_{\text{no-contr}}(T = tN \rightarrow N) = -\frac{k(p)^3}{4}\left(\frac{1}{1 - t^*} - \frac{1}{t - t^*}\right) + \frac{1}{4}\ln\left(\frac{1 - t^*}{t - t^*}\right) + \int_t^1 d\tau f(\tau) + \mathcal{O}(N^{-1/3}) \quad (117)$$

where f is the function

$$f(t) := -\frac{3p}{2(p+2)} - \frac{9p^2}{(p+2)^2}(t - t^*). \quad (118)$$

Eqs. (116 – 117) share with eq. (115) a divergence in $1/(t - t^*)$, but they also have a logarithmic divergence

that does not appear in eq. (115). We speculate that, if we pushed the asymptotic expansion for large N that led to eq. (114) one step further, we would find

$$R(t_3, N) = g(t_3) + S(t_3, N) \quad (119)$$

with $g(t_3) \sim \ln(|t_3|)/4$ when $t_3 \rightarrow \pm\infty$ and with $S(t_3, N)$ regular and bounded in the two limits, first $N \rightarrow +\infty$ with fixed t_3 , then $t_3 \rightarrow \pm\infty$. At this new order, the time-derivative term $\partial_{t_0} \bar{\pi}(x_1, t_0)$ that was canceled to write eq. (69) becomes relevant. It yields a correction to the probability of success that originates physically from the slow, ‘secular’, evolution of the shape of the probability distribution \bar{p} of $c = C_1/N^{1/3}$: the solution of eq. (69) is the distribution of c in a true stationary state, but here we have only a quasi-stationary situation (c is slowly driven) and the actual distribution is always delayed w.r.t. the perfectly equilibrated solution of eq. (69).

With the assumption (119), eq. (115) reads, for $t \geq t^*$,

$$\begin{aligned} -\ln p_{\text{no-contr}}(T = t^*N \rightarrow tN) = \\ N^{1/6} \sqrt{k(p)} \Phi[k(p)\epsilon_\alpha] \pm \frac{1}{24} \ln N \mp \frac{k(p)^3}{4} \frac{1}{t-t^*} \\ \pm \frac{1}{4} \ln |t-t^*| \mp g(0) + \mathcal{O}(N^{-1/6}) + \\ S[(t-t^*)N^{1/6}, N] \end{aligned} \quad (120)$$

and comparing eq. (120) with eqs. (116 – 117) yields

$$S[(t-t^*)N^{1/6}, N] = \begin{cases} F_<(t) + \mathcal{O}(N^{-1/6}) & \text{if } t < t^* \\ F_>(t) + \mathcal{O}(N^{-1/6}) & \text{if } t > t^* \end{cases} \quad (121)$$

where $F_<$ and $F_>$ are two primitives of f . Replacing expressions (119) and (121) with $t = t^* + t_3 N^{-1/6}$ in eq. (114) and using the regularity of S in $t_3 = 0$ shows that

$$F_<(t) = F_>(t) = \int_{t^*}^t f(\tau) d\tau. \quad (122)$$

Finally, adding eq. (120) for the two cases $t \geq t^*$ after making the substitution eq. (122) yields the total probability of success of the greedy algorithm UC=UP+R for $p > 2/5$:

$$-\ln P_{\text{success}} = N^{1/6} 2\sqrt{k(p)} \Phi[k(p)\epsilon_\alpha] + E(p) + \mathcal{O}(N^{-1/6}) \quad (123)$$

with

$$E(p) = \frac{3p(p-4)}{2(p+2)^2} - \frac{3p}{2(5p-2)} + \frac{1}{4} \ln \left(\frac{6p}{5p-2} - 1 \right). \quad (124)$$

While the $N^{1/6}$ divergences of the two cases of eq. (120) add up, the $\ln N$ divergences cancel out. Similarly, if we set $t = t^* - \tau$ in eq. (116) and $t = t^* + \tau$ in eq. (117), add the results and let $\tau \rightarrow 0$, the $\ln |t - t^*|$ divergences cancel out. This seems reasonable since the slow adaptation of the shape of \bar{p} is symmetric w.r.t. the time t^* : before t^* , the driving term in eq. (69) pushes c away from 0 and the equilibration delay of the distribution of c makes the

actual c smaller than the perfectly equilibrated c . Hence the $\ln N$ term in eq. (120) for $t < t^*$ has a negative contribution to the probability of finding two contradictory 1-clauses. Conversely, after t^* , the driving pulls c towards 0 back. The delay of c makes it larger than what the perfectly equilibrated c would be. This yields a positive $\ln N$ correction in eq. (120). The balance of the two slow adaptations is null for symmetry reasons.

The corrections due to the fluctuations of C_2 , temporarily left aside, have order, after eq. (26),

$$\mathcal{O}[N^{\delta-4/3} \exp(-N^{1/6}\Phi)] \text{ and } \mathcal{O}[N^{3/2-\delta} \exp(-N^{2\delta-1}/2)]$$

with possible choices of δ in the range $]1/2, 2/3[$. Taking δ in the range $]7/12, 2/3[$ ensures that both corrections are negligible w.r.t. all terms of eq. (123).

The result (123) is compared to empirical success probabilities of the greedy UC=R+UP algorithm on a large number (2000 to 7×10^5) of instances of the random 3-SAT problem with sizes up to $N = 20000$ in Figure 10. In spite of strong finite-size effects (in $1/N^{1/6}$), there is an excellent agreement because eq. (123) provides also the first subdominant term.

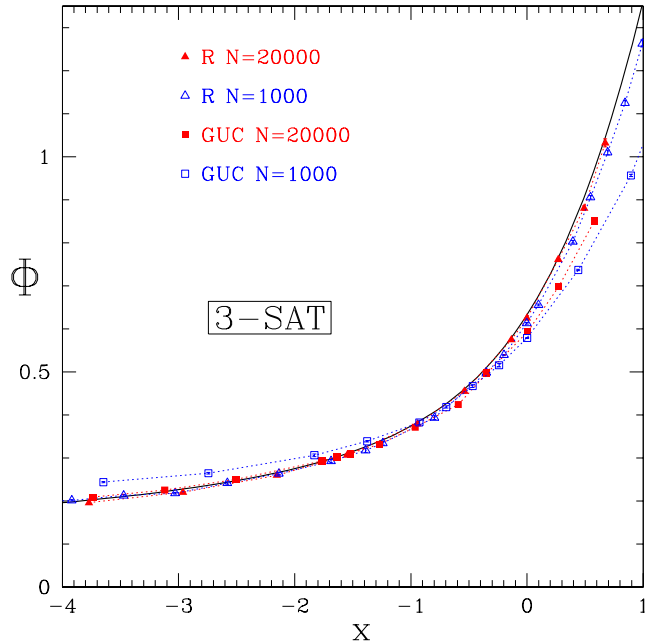


Fig. 10. Empirical data for the probability of success of the greedy algorithms with R and UC heuristics on 10^3 to 7×10^5 instances of the random 3-SAT problem, for several initial clauses-per-variable ratios. Error bars are smaller than the symbol’s sizes. Dotted lines are guides for the eye. Data are plotted after rescaling their x and y axis with coefficients r_x^Φ and r_y^ϵ to compare them with universal scaling function Φ (solid line), according to eq. (126).

6.1.3 Universality

Any heuristic H run on a set of random instances with self-averaging C_2 and a typical C_2 such that, for a given initial constraint-per-variable ratio α , the resolution trajectory becomes tangent to the $d_2 = 1$ line at a finite time $t^* \in]0, 1[$ with

$$1 - d_2(t - t^*) \propto (t - t^*)^2 \quad (125)$$

has the same critical behaviour as R . Indeed, in such a case, the generating function for C_1 satisfies eq. (34) and one may use critical scalings for the quantities C_1 , T , α and P_{success} to derive eq. (102) from eq. (34). In these scalings, the exponents are independent of H because the geometric situation expressed by eq. (125) is the same as for heuristic R . Solving eq. (102) yields the same scaling function Φ as for the R heuristic, i.e. there exists numbers α_H , r_H^Φ and $r_H^{\epsilon_\alpha}$ (that depend on H and p) such that ¹⁶

$$-\ln P_{\text{success}}[\alpha_H(1 + \epsilon_\alpha N^{-1/3})] = N^{1/6} r_H^\Phi \Phi(r_H^{\epsilon_\alpha} \epsilon_\alpha) + E_H + \mathcal{O}(N^{-1/6}). \quad (126)$$

E_H is a non-universal correction (even the contribution from a primitive of the universal term $\ln|t - t^*|/4$ in eq. (120) to E_H is not universal because t^* depends on H). Scaling relation (126) is expected to hold for most, if not all, algorithms using UP on random $2 + p$ -SAT instances with $p > 2/5$. For GUC we performed analytic computations on the basis of eq. (31). The values of the numbers above are, in the case of $p = 1$, i.e. random 3-SAT, with GUC heuristic:

$$\begin{aligned} \alpha_{\text{GUC}} &\approx 3.003494331 \\ &\text{is such that } 3\alpha_{\text{GUC}}/2 - \ln(3\alpha_{\text{GUC}}/2) = 3 \\ r_{\text{GUC}}^\Phi &= \alpha_{\text{GUC}}^{-1/12} \alpha_{\text{R}}(1)^{1/12} 2^{5/6} \approx 1.764223038 \\ r_{\text{GUC}}^{\epsilon_\alpha} &= (3\alpha_{\text{GUC}}/4 - 1/2) \alpha_{\text{GUC}}^{-1/6} \alpha_{\text{R}}(1)^{1/6} 2^{-1/3} \\ &\approx 1.363750542 \\ F_{\text{GUC}}(1) &\approx -1.2438849. \end{aligned}$$

Empirical data for the probability of success of the UP+GUC algorithm are compared with the universal function Φ in Figure 10 — as for heuristic R , the agreement is very good, despite strong finite-size effects.

Notice also that the point where the critical resolution trajectory gets tangent to the $d_2 = 1$ line is universal. At this point, the residual 2-clauses-per-unassigned-variables ratio $d_2 = \alpha(1 - p) = 1$ and the residual 3-clauses-per-unassigned-variables ratio $\alpha p = 3/2$ so that each affectation of variable through UP produces, in average, a new 2-clause from the remaining 3-clauses — this is why $d_2(t)$ has a vanishing derivative and the trajectory does not cross the $d_2 = 1$ line. Moreover, the resolution trajectory (e.g. its curvature) is locally the same for all heuristics since almost all time steps use UP; the chances that the heuristic rule is used in one step during the critical regime scale like $P(C_1 = 0) \sim N^{-1/3}$. Therefore, improving some

heuristic may only affect the pre- and post-critical time regimes. A good heuristic is one that does its best to avoid the critical region, or to delay entering it as much as possible.

6.2 The special case of 2+2/5-SAT

6.2.1 The tricritical point ($p = 2/5, \alpha = 5/3$)

For $p = 2/5$, the critical window for α is the same as for 2- and 3-SAT, $\alpha = 5/3(1 + \epsilon_\alpha N^{-1/3})$. The critical resolution trajectory is tangent to the $d_2 = 1$ line so that $-\ln P_{\text{success}}$ scales like $N^{1/6}$ like in the 3-SAT class. In addition, the delay of the actual distribution \bar{p} of $c = C_1/N^{1/3}$ w.r.t. the fully equilibrated distribution that solves eq. (69) contributes to the success probability with a non-vanishing subdominant $\ln N$ term. This is because, instead of reversing its direction, the driving of c is directed towards 0 during the whole algorithm's run, for the critical resolution trajectory starts *on* the $d_2 = 1$ line.

For times T of the order of $N^{5/6}$, eq. (102) is relevant (with $t^* = 0$ and $e_2(t_3) = t_3^2 - \epsilon_\alpha$). In the expression (110), $k(p) = 1$ and $t_3^{(1)}$ has to be 0. This yields

$$-\ln P_{\text{success}} \left[\frac{5}{3}(1 + \epsilon_\alpha), \frac{2}{5} \right] = \Phi(\epsilon_\alpha) N^{1/6} + o(N^{1/6}). \quad (127)$$

The critical distribution \bar{p} of $C_1/N^{1/3}$ is the same as for the 3-SAT family, up to scaling factors.

As for 3-SAT, we did not compute directly the correction due to secular evolution of \bar{p} ¹⁷, but we deduced its contribution to the final result by comparison between the time scales of $t_3 = T/N^{5/6}$ and of $t = T/N$. For fixed t and large N , eq. (120) reads here

$$\begin{aligned} -\ln p_{\text{no-contr}}(T = 0 \rightarrow tN) &= N^{1/6} \Phi(\epsilon_\alpha) + \frac{1}{24} \ln N - \frac{1}{4t} \\ &+ \frac{1}{4} \ln t - g(0) + \mathcal{O}(N^{-1/6}) + S(tN^{1/6}, N) \end{aligned} \quad (128)$$

while eq. (117) reads

$$\begin{aligned} -\ln p_{\text{no-contr}}(T = tN \rightarrow N) &= \frac{1}{4} \left(\frac{1}{t} - 1 \right) - \frac{1}{4} \ln t \\ &- \frac{3}{8} + \frac{1}{4}t + \frac{1}{8}t^2 + \mathcal{O}(N^{-1/3}). \end{aligned} \quad (129)$$

Thus $S(tN^{1/6}, N) = -t/4 - t^2/8 + g(0)$, and

$$-\ln P_{\text{success}} = N^{1/6} \Phi(\epsilon_\alpha) + \ln(N)/24 - 5/8 + o(1). \quad (130)$$

This expression compares well with numerical estimates in the critical $\epsilon_\alpha = 0$ case, see Figure 11.

As a side remark, in the range of time steps of the order of $N^{2/3}$, eq. (77) with vanishing $\beta(p)$ is relevant.

¹⁷ This would be possible by keeping a further order in the expansion of eq. (34) and supplementing eq. (69) with a PDE where \bar{p} appears as a driving term.

¹⁶ For heuristic R , $r_R^\Phi = 2\sqrt{k(p)}$ and $r_R^{\epsilon_\alpha} = k(p)$.

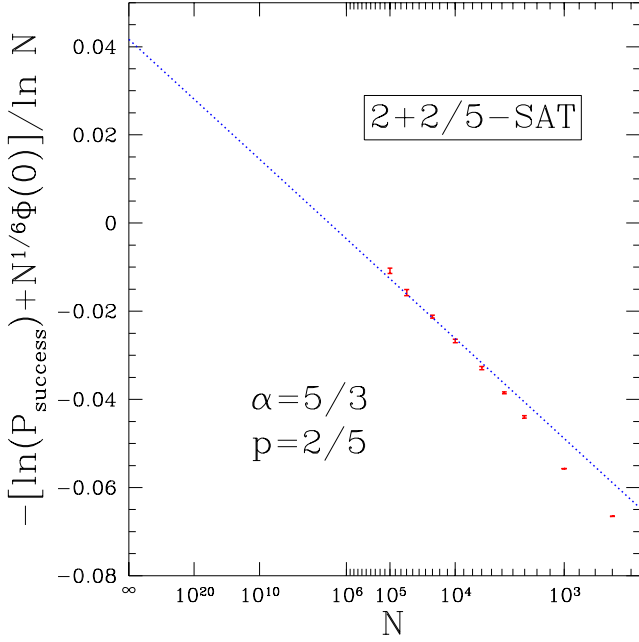


Fig. 11. Comparison of empirical estimates of P_{success} with prediction eq. (130) for $\epsilon_\alpha = 0$. We plot $-\ln P_{\text{success}} + \Phi(0)/\ln(N)$ as a function of $1/\ln(N)$. The straight line is the analytical prediction, $1/24 - 5/8/\ln(N)$.

Numerical evidence shows that its solution ρ , once normalized, converges to the PDF $\bar{\rho}$ that satisfies eq. (102) with $e_2 = t^* = 0$, which is natural since $\bar{\rho}$ is the stationary solution of eq. (77). This equilibration process takes a finite range of time $T/N^{2/3}$, but a vanishing range of time t_3 : this is why the solution of eq. (102) yields a finite value for $\bar{c}(t_3 = 0)$, whereas C_1 at $T = 0$ is 0.

For $p = 2/5$, the scaling function Φ is truly universal, in the sense that $r^{\epsilon_\alpha} = r^\Phi = 1$ for all heuristics. Indeed, the resolution starts already in the critical regime where UP is used at almost every step and the heuristic becomes irrelevant; the trajectory $d_2(t)$ is then locally universal.

6.2.2 Matching the 2-SAT family with the 3-SAT class

The refined scaling $p = 2/5(1 + \epsilon_p N^{-1/6})$ allows us to blow up the transition between the 2-SAT family where P_{success} decays algebraically with exponent $\gamma(p)$ and the 3-SAT class where it decays as a stretched exponential. Now, the critical window for α is $\alpha = \frac{5}{3}(1 + \frac{2}{3}\epsilon_p N^{-1/6} + \epsilon_\alpha N^{-1/3})$, $e_2(t_3) = (t_3 - \frac{5}{6}\epsilon_p)^2 - \frac{1}{4}\epsilon_p^2 - \epsilon_\alpha$ and

$$-\ln P_{\text{success}} = N^{1/6}\Phi(\epsilon_\alpha, \epsilon_p) + \ln(N)/24 + \mathcal{O}(1)$$

with

$$\Phi(\epsilon_\alpha, \epsilon_p) = \frac{1}{4} \int_{\mathcal{A}[\epsilon_\alpha - \frac{4}{9}\epsilon_p^2]}^{+\infty} \frac{dy}{\sqrt{\epsilon_\alpha + \frac{1}{4}\epsilon_p^2 - \text{Ai}'(y)/\text{Ai}(y)}} \times \left[\frac{\text{Ai}'(y)^2}{\text{Ai}(y)^2} - y \right]^2 \quad (131)$$

for $\epsilon_\alpha \leq \frac{4}{9}\epsilon_p^2$ and $\epsilon_p \leq 0$. If we send ϵ_p to $-\infty$ (as e.g. $-N^{1/6}q$) with $\epsilon_\alpha \ll \frac{4}{9}\epsilon_p^2$, Φ behaves like $1/\epsilon_p$ and P_{success} is finite. This was expected since, in this case, we dive into the success region below the $d_2 = 1$ line. However, if we follow the $d_2 = 1$ line and set $\epsilon_\alpha = \frac{4}{9}\epsilon_p^2$, Φ behaves like $-\ln(\epsilon_p)/\epsilon_p$ and $-\ln P_{\text{success}} = \ln(N)[1/24 - 1/(20q)]$ to the leading order in N , which matches the singularity (51).

6.3 Case of K-SAT with $K \geq 4$

For general K , that is for random instances with initially N variables and C_2 2-clauses, C_3 3-clauses, ..., C_K K -clauses, $d_2(t)$ may become tangent to the $d_2 = 1$ line with an exponent greater than 2: $1 - d_2(t - t^*) \propto (t - t^*)^n$ with $n < K$, and the scaling exponent λ for $-\ln P_{\text{success}}$ may take the value $\frac{1}{3}(1 - \frac{1}{n})$. This happens when reduction of j -clauses into $j-1$ -clauses compensates exactly the lost of $j-1$ -clauses for $j \geq 4$, so that $d_2(t)$ stays longer close to the critical $d_2 = 1$ line. n is necessarily integer because c_2 is computed after solving a triangular system of equations like (27). When n is odd, the critical resolution trajectory crosses (with vanishing slope) the $d_2 = 1$ line, coming from the failure region ($d_2 > 1$) into the success one. Thus the critical behaviour may be reached only if the trajectory starts *on* this line (initial $C_2 = N$; otherwise, the trajectory stays for a number of time steps $0 \leq T \leq N$ of the order of N in the failure region $d_2 > 1$ and the probability of success vanishes exponentially), and $-\ln P_{\text{success}}$ is necessary accompanied with a $\ln N$ subleading term (because of the secular equilibration of the critical distribution of C_1 , like in the 2 + 2/5-SAT case).

The critical behaviour of the 2-SAT family is recovered if the initial clauses-per-variable ratios $\alpha_j = C_j/N$ are low enough, with initial $\alpha_2 = 1$, so that the resolution trajectory is secant to the $d_2 = 1$ line at time $t = 0$. The results for the R heuristic are universal (see Sect. 5.2.5) and eq. (32) leads to

$$P_{\text{success}} \propto N^{\frac{1}{12(1 - \frac{3C_3}{2C_2})}} \quad (132)$$

provided $\alpha_2 = 1$, $\alpha_3/\alpha_2 < 2/3$, $\alpha_4/\alpha_3 < 1$, $\alpha_5/\alpha_4 < 6/5$, ..., $\alpha_K/\alpha_{K-1} < 2(K-2)/K$.

As for 2+ p -SAT, the critical initial clauses-per-variable ratios that yield a stretched-exponential behaviour are not universal, but the position where the resolution trajectory meets the $d_2 = 1$ hyperplane (with exponent n) in the space of the α_j 's is. It lies on the boundary of the region that inequalities above define: if $n = 2$, $\alpha_2 = 1$, $\alpha_3 = 2/3$ and $\alpha_4 < 2/3$. If $n = 3$, $\alpha_4 = 2/3$ additionally but $\alpha_5 < 4/5$, and so on. The trajectory can't reach tangentially the boundary twice (because, in the neighbourhood of the points where the boundary is hit tangentially, the flow is going away; coming for a second time to one of these points would need to re-increase some clauses-per-variable ratios, which is impossible precisely because of the inequalities above); thus $-\ln P_{\text{success}}$ can have at most one power-law divergence (i.e. only one power of N) and one $\ln N$ divergence (always present when n is odd).

In the situation where the greatest power of N that appears in $-\ln P_{\text{success}}$ is $(1 - 1/n)/3$, the technique of computation based on eq. (26) may still be applied, provided that $\delta \in]2/3 - 1/(6n), 2/3[$. The shrinking of this interval as $n \rightarrow +\infty$ probably means that large deviations of c_2 for finite size N have more and more influence (on the statistics of C_1 and on P_{success}) as n is increased.

7 Discussion and perspectives

7.1 How well does UP estimate the ground state energy of $2 + p$ -SAT formulas?

At the critical initial constraint-per-variable ratio α , the probability P_{success} that an algorithm using the UP rule finds a satisfying assignment to a random formula vanishes algebraically with large N . In contrast, for 2-SAT and $\alpha = 1$, such a satisfying assignment exists with finite probability [17], that we numerically estimated to 0.907 ± 10^{-3} – see Appendix A. To this respect, even though the dynamic threshold of algorithms using the UP rule is *equal* to the static threshold $\alpha_C(p)$ for $p < 2/5$, they perform not very well *at* the threshold (at least for $p = 0$). But we argue here that they don't overestimate too much the minimum number of clauses that can be satisfied simultaneously in an instance of SAT. This number is also commonly referred to as the ground state energy of the instance. Finding it amounts to solve the so-called MAX-SAT optimization problem, and, like the SAT problem [2], this problem is classified as difficult by the computer scientists. It is known to grow like $(\alpha - \alpha_R)^3$ for $\alpha > \alpha_R$ [27].

If we allow the greedy algorithm to keep running even if 0-clauses are found, the final number C_0 of 0-clauses is an upper bound to the ground state energy. The average C_0 may be computed from the generating function G_{01} that satisfies eq. (34) with $X_0 = 1$. Using non-zero values of X_0 doesn't modify substantially the computations of G_1 that we did so far. Eq. (77) reads now

$$\partial_{t_2} \rho(c, t_2) = \frac{1}{2} \partial_c^2 \rho(c, t_2) + \beta(p) t_2 \partial_c \rho(c, t_2) - \frac{1 - X_0}{2} c \rho(c, t_2) \quad (133)$$

and eq. (88) becomes

$$G_{01}(\rightarrow tN^{1/3}; X_0, X_1 = 1) = \frac{1 - X_0}{12\beta(p)} \ln N + \frac{\ln t}{4\beta(p)} + H[X_0, \epsilon_\alpha, \beta(p)] + \mathcal{O}\left(\frac{1}{t^3 N}\right) \quad (134)$$

where H depends also on X_0 . Deriving eq. (134) w.r.t. X_0 and setting $X_0 = 1$ yields

$$\langle C_0 \rangle(\rightarrow tN^{1/3}) = \frac{1}{12\beta(p)} \ln N + \partial_{X_0} H[X_0, \epsilon_\alpha, \beta(p)]|_{X_0=1} + \mathcal{O}\left(\frac{1}{t^3 N}\right). \quad (135)$$

We know that, if $X_0 = 0$, $H[X_0, \epsilon_\alpha, \beta(p)]$ behaves like ϵ_α^3 for large positive ϵ_α . Assuming that the behaviour is the

same for general X_0 , the average number of 0-clauses at the end of the critical time regime is

$$\langle C_0 \rangle(\rightarrow tN^{1/3}) \approx h(p)[\alpha - \alpha_R(p)]^3 N + \frac{1}{12\beta(p)} \ln N + \mathcal{O}(1) \quad (136)$$

for some universal number $h(p)$ (as in Section 5.2.5, in the critical regime the heuristic is almost never used, only UP is used, hence $h(p)$ is universal, or, in other words, independent of the heuristic). The subsequent non-critical time regime $N^{1/3} \lesssim T \leq N$ brings only a finite contribution to $\langle C_0 \rangle$. Therefore, algorithms using UP give an upper bound to the ground state energy of $2 + p$ -SAT problems with $p < 2/5$ that grows with α like $h(p)(\alpha - \alpha_R)^3$. This speculation agrees well with numerical results for the average C_0 at the end of runs of UC=UP+R or UP+HL on instances of 2-SAT, see Figure 12. The scaling $\langle C_0 \rangle \propto N^{1/12}$ is also numerically correct (not shown on the figure).

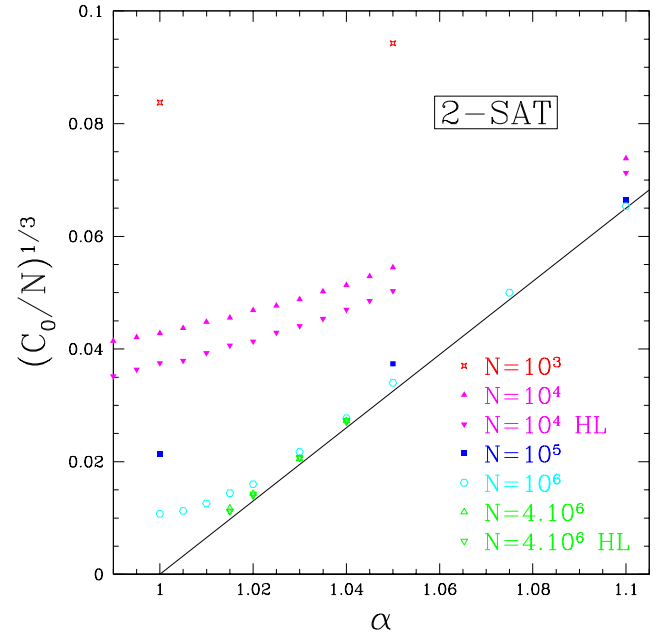


Fig. 12. Numerical test of the scaling relationship (136) for the UC=UP+R and UP+HL algorithms on 2-SAT (data are for heuristic R when not otherwise stated). The rescaled average number of 0-clauses $(\langle C_0 \rangle/N)^{1/3}$ is plotted vs. the initial clauses-per-variable ratio α . The error bars are smaller than the symbol's sizes. The solid line is a tentative fit with slope $0.65 \approx 0.27^{1/3}$. For $\alpha = 1$, finite-size effects are strong since $\langle C_0 \rangle$ decreases with N as $N^{-1/12}$, which is consistent with eq. (136). Using the HL heuristic rather than the fully random R heuristic gives some improvement for finite sizes, but no improvement in the thermodynamic limit because the heuristic plays no role in the critical regime.

The exponent 3 in $h(p)(\alpha - \alpha_R)^3$ agrees with the (non-rigorous) results for the ground state energy of random 2-SAT computed in Section VI of [27]. However, the numerical estimate $h(0) \approx 0.27$ (see Fig. 12) is clearly different from the coefficient 0.15 computed in Section VI

of [27]: the bound that UP provides is not tight¹⁸. As a side remark, general rigorous results [28,29] show that, using techniques quite different from UP, one can design an algorithm running in polynomial time that finds, for any instance of random 2-SAT, an assignment which satisfies at least 93.1% of the number of clauses that can be satisfied simultaneously in that instance (let us call this number optimum of the instance; it is the difference between the number of clauses and the ground state energy). Conversely, it is proved impossible to find a polynomial time-algorithm that would, for each instance, satisfy simultaneously a number of clauses of at least $21/22 \approx 95.5\%$ of the optimum (for 3-SAT, these two bounds become $7/8$). For 2-SAT, our results state that, *in average*, the polynomial time greedy algorithms that use UP outperform these worst-case bounds for α close to α_R (they satisfy in average a number of clauses that tends to the optimum as α tends to α_R , although on some rare instances they may perform badly). It might be interesting to know the average behaviour of the algorithms of [28,29] and see whether they get closer to the ground state energy as algorithms based on UP.

7.2 Interpretation as a random graph percolation phenomenon

Introduction of the oriented graph \mathcal{G} representing 1- and 2-clauses allows us to re-interpret some of the scalings that we found in the previous sections. \mathcal{G} is made of $2(N - T)$ vertices (one for each variable x_i and its negation \bar{x}_i), C_1 marked vertices (one for each 1-clause z_i), and $2C_2$ edges ($z_i \vee z_j$ is represented by two oriented edges $\bar{z}_i \rightarrow z_j$ and $\bar{z}_j \rightarrow z_i$) [1,17]. d_2 is simply the average (ingoing or outgoing) degree of vertices in \mathcal{G} .

A step of UP removes a marked vertex, say z , and its attached outgoing edges, after having marked its descendants (2-clauses with \bar{z} are reduced). If \bar{z} appears in some 3-clauses, these clauses become 2-clauses, i.e. new pairs of edges in \mathcal{G} . UP-steps are repeated until no vertex is marked, then some vertex is marked according to the heuristic of the algorithm and another *round* of UP starts. During a round, there is a competition between the elimination of edges and vertices and the creation of new edges. All vertices in the (outgoing-edges) connected component of the initial \mathcal{G} that started with the first marked vertex are removed. In addition, the vertices that have been linked to this component through the new edges are also removed. A contradiction arises (a 0-clause appears) when two conjugate vertices z and \bar{z} are marked. When \mathcal{G} percolates (this happens for $d_2 \geq 1$ [30,17]), there exist many oriented loops going from one literal z to its conjugate and back to it [1]. Marking a vertex of such a loop results sooner or later in the marking of both z and \bar{z} , and the algorithm fails. Conversely, if \mathcal{G} doesn't percolate, there is no such loop with finite probability. The success/failure transition of the algorithms using UP is related to the

percolation transition of \mathcal{G} ; if the value of d_2 is bounded away from 1, \mathcal{G} never percolates and the probability of success is finite. Although the results for percolation of random graphs were obtained in a static context, they apply readily to the graph \mathcal{G} that is kinetically built, because of conditional uniformity (see Sect. 3.1).

Notice that the percolation phenomenon of random graphs is very robust. For instance, taking random graphs conditioned to a certain degree distribution of the vertices [31] does not change the universality class if the probability of the large degrees decays not too slowly. Such (directed) graphs \mathcal{G} appear in the context of algorithms with the HL or CL heuristics that select literals according to their degrees. We have checked numerically for HL that the degree distribution in \mathcal{G} is far from the Poisson distribution that we find for non-conditioned \mathcal{G} 's (e.g. for R and GUC). Still, the probabilities of finding vertices of high degrees decrease fast and \mathcal{G} has the same percolation critical behaviour as a random graph. A parallel can be drawn between the robustness of the critical behaviour of random graphs and, in our computation, the weak dependence of the probability law for C_1 on that of C_2 (only the average of C_2/N matters thanks to self-averaging).

In the percolation critical window $|d_2 - 1| \sim N^{-1/3}$ [30,17], the probability that a vertex belongs to a component of size S is $Q(S) \sim S^{-3/2}$ [31], with a cut-off equal to the largest size, $N^{2/3}$. From Figure 3, departure ratios α have to differ from α_{flat} by $N^{1/3}$ for resolution trajectories to fall into the critical window. Hence the critical window in α has width $N^{-1/3}$ for both the 2-SAT family and the 3-SAT class.

When the resolution trajectory is tangent to the $d_2 = 1$ line (3-SAT class), it spends the time $\Delta t \sim \sqrt{|d_2 - 1|} \sim N^{-1/6}$ in the critical window, corresponding to $\Delta T = N \Delta t \sim N^{5/6}$ eliminated variables. Let S_1, S_2, \dots, S_J be the sizes of components eliminated by UP in the critical window; we have $J \sim \Delta T / (\int dS Q(S) S) \sim N^{1/2}$. During the j^{th} elimination, the number of marked vertices 'freely' diffuses, and reaches $C_1 \sim \sqrt{S_j}$. The probability that no contradiction occurs is $[(1 - q)^{C_1}]^{S_j} \sim \exp(-S_j^{3/2}/N)$ where $q \sim \frac{1}{N}$ is the probability that a marked vertex is the negation of the one eliminated by UP. Thus $-\ln P_{\text{success}} \sim J \int dS Q(S) S^{3/2}/N \sim N^{1/6}$, giving $\lambda = \frac{1}{6}$. Notice that, while the average component size is $S \sim N^{1/3}$ (and thus the probability that C_1 vanishes in the critical time regime is $\sim N^{-1/3}$, consistently with Eq. (56)), the value of λ is due to the largest components with $S \sim N^{2/3}$ i.e. $C_1 \sim N^{1/3}$ marked vertices.

In the case of the 2-SAT family, the algorithm eliminates only $\Delta T \sim N^{2/3}$ variables and $J \sim N^{1/3}$ connected components. The estimation above yields a finite $-\ln P_{\text{success}}$ and fails to predict the correct answer because it doesn't take the $\ln N$ corrections into account.

For general K -SAT, one may attach to an instance a family of oriented hypergraphs where vertices are the literals and the l -clauses are l -hyperedges, for $2 \leq l \leq L$ and some fixed integer L between 2 and K . The first graph of this family, for $L = 2$, is \mathcal{G} . The critical be-

¹⁸ It might be that the exact ratio of $h(p)$ to the coefficient of the ground state energy is 2.

haviours exhibited in Section 6.3 appear when the first hypergraphs, $2 \leq l \leq L$ for some $3 \leq L \leq K$, percolate. This happens [32] for clauses-per-variable ratios $\alpha_l = 2^{l-1}/[l(l-1)]$ for $2 \leq l \leq L$; then $-\ln P_{\text{success}} \sim N^\lambda$ with $\lambda = \frac{1}{3}(1 - \frac{1}{L-1})$.

7.3 Unit-Propagation in other problems

The Unit-Propagation rule that we defined for SAT problems may easily be generalized to other contexts. In the graph coloring problem, one wants to know if the vertices of a given graph may be colored with K colors in such a way that no two vertices that share an edge have the same color. A family of algorithms that deal with such graphs processes the graph by maintaining the list of available colors on each vertex (initially the list of all K colors) [33, 34]. When a vertex is colored with some color, this color is removed from the list of available colors of the neighbours of this vertex. The UP rule would be defined as: “When, on the partially colored graph, at least one vertex has only one available color, color it with this color prior to any other action”. We expect eq. (34) to hold also for such graph coloring algorithms, after choosing a relevant value for C_2 . This value may be computed by the technique of differential equations [33, 34] like in eqs. (27). The probability of success of the randomized, greedy coloring algorithms should behave like P_{success} for K -SAT; in particular, for the case of 3 colors, it should have a success-to-failure transition with critical behaviour in $N^{1/6}$.

Similarly, the study of greedy algorithms using UP for other hard *decision* computational problems [35] should lead to the same critical behaviour (that is, problems where the answer of the algorithm should be either “yes – satisfiable – colorable – ...” or “no – unsatisfiable – uncolorable – ...”).

In the framework of error-correcting codes, the authors of reference [36] also found a critical behaviour that is governed by a Brownian motion with parabolic drift [24], which leads to Airy distributions, as we found for C_1 in Section 6.

There is another important family of problems, called *optimization* problems, where the answer is a number. For example, in the MAX-SAT problem, believed to be a hard computational problem, one wants to know, for some instance of SAT, the maximal number of satisfied clauses or, equivalently, the ground state energy, i.e. the minimal number of violated clauses over all assignments of variables of this instance. In the context of graph coloring, one may look for the minimal number of colors needed to color some graph, etc. Knowing whether their random formulation (where instances are drawn uniformly at random) fall into the same universality classes as the random SAT problem requires more investigation. However, each optimization problem has a *decision* version, which can be related to this work. For instance, the decision version of random MAX-2+ p -SAT would be: “is there an assignment of the variables of this instance such that the number of violated clauses does not exceed some fixed number m ?” We can deal with it by asking for the probability that the

greedy algorithm using UP ends, after having assigned all variables, with a number C_0 of 0-clauses that does not exceed m . As long as m is bounded in the large N limit, this new success probability can be computed by summing the 0th, 1st, 2nd, ..., m th derivatives of $G_{01}(X_0, 1; N|C_2)$ with respect to X_0 in $X_0 = 0$. A dynamic phase transition between success and failure phases is found as for the random 2+ p -SAT problem and, both for $p < 2/5$ and $p \geq 2/5$, the largest term in the expression for $-\ln P_{\text{success}}$ at criticality is independent of m : the critical exponents are unchanged, although subdominant terms now depend on m (in particular, for $p < 2/5$, terms in $m \ln(\ln(N))$ appear in the expression of $-\ln P_{\text{success}}$ at criticality). We expect the exponents to remain the same for algorithms using UP on the decision version of other optimization problems. It would be interesting to know what happens when m is allowed to become large with N .

Another interesting question is whether instances of SAT (or other problems) with strong correlations, such that self-averaging of C_2 is lacking, would lead to new universality classes. This could be the case for instances of SAT such that \mathcal{G} can be embedded into a finite-dimensional space, or with a power-law distribution of the number of occurrences of variables in clauses, possibly built by preferential attachment of new variables to highly-connected old variables. Graphs with such features are observed in real-world applications such as the ‘World Wide Web’ or social networks; they might be helpful in modeling industrial instances of SAT better than the random, ‘flat’ distribution.

Acknowledgments. We thank Andrea Montanari and Federico Ricci-Tersenghi (who motivated the study in Section 7.1) for stimulating discussions. Partial financial support from the ‘Statistical physics of Information Processing and Combinatorial Optimization’ (STIPCO) Network of the Research Training Network programme of the European Commission and from the French Ministry of Research through the ‘ACI Jeunes Chercheurs’ ‘Algorithmes d’optimisation et systèmes désordonnés quantiques’ is acknowledged. We thank the Laboratoire de Physique Théorique in Strasbourg, where part of this work was realized, for its hospitality.

Appendix A: Numerical estimate of the probability of satisfiability for critical 2-SAT

Reference [17] rigorously proves that the probability of a random 2-SAT formula of size N with initial constraint-per-variable $\alpha = 1$ is finite (whereas it vanishes for large N if $\alpha > 1$). A numerical estimate of this probability was given on figure 5 of reference [18], but for very small sizes N (up to 90). We give here more precise results, based on numerical estimates of the probability of satisfiability for formulas of sizes $N = 500$ to 5×10^6 . For each size N up to 10^6 , we drew at random more than 3×10^6 instances (for $N = 5 \times 10^6$, we drew only 10^5) and we determined if they were satisfiable or not thanks to the well-known algorithm

of reference [1]. This algorithm finds, by depth-first exploration, the strongly connected components of an oriented graph built from the 2-clauses, similar to the graph we introduced in Section 7.2. Results from the simulations are plotted in Figure 13. They appear to be fully consistent with the finite-size scaling hypothesis

$$P_{\text{sat}}(N) = P_{\text{sat}\infty} + \Theta\left(N^{-1/3}\right) \quad (\text{A.1})$$

and yield

$$P_{\text{sat}\infty} = 0.907 \pm 10^{-3}. \quad (\text{A.2})$$

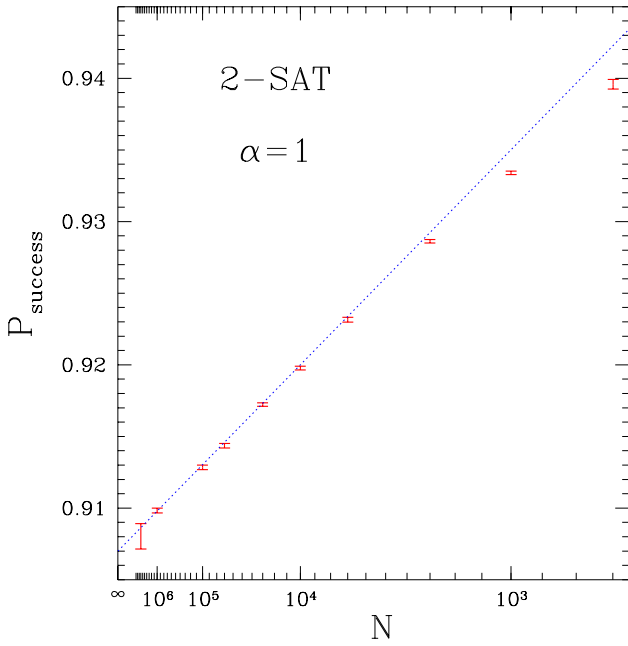


Fig. 13. Numerical estimates of the probability of satisfiability of critical ($\alpha = 1$) random 2-SAT formulas for different sizes N , plotted vs. $N^{-1/3}$. The straight line is a guess for the tangent to the curve at the point where it cuts the $N = \infty$ axis.

Appendix B: Path-integral formalism for the kinetics of search

The standard, yet non-rigorous, technique of path integrals is another tool to study the search process. Let us re-derive some results of Sections 3 and 4.1 with it; this will show the correspondence between, on one hand, K-SAT related quantities and physical quantities such as moments, and, on the other hand, generating functions techniques and path-integral techniques, hopefully bringing more insights to both approaches.

We start from the evolution equation (7) and write the probability $P(T)$ that the search process doesn't produce any 0-clause from times 0 to T as an iteration (this

quantity was $G(0, 1, 1, \dots, 1; T)$ in Section 3):

$$\begin{aligned} \sum_{\mathbf{B}_T} P(\mathbf{B}_T; T) &= \sum_{\mathbf{B}_T} \sum_{\mathbf{B}_{T-1}} \dots \sum_{\mathbf{B}_1} M(\mathbf{B}_T \leftarrow \mathbf{B}_{T-1}; T-1) \\ &\quad \times M(\mathbf{B}_{T-1} \leftarrow \mathbf{B}_{T-2}; T-2) \times \dots \times M(\mathbf{B}_1 \leftarrow \mathbf{C}_0; 0) \\ &= \sum_{\mathbf{C}_1, \dots, \mathbf{C}_{T-1}} \sum_{\mathbf{B}_1, \dots, \mathbf{B}_T} \int_{-\pi}^{\pi} \frac{d\mathbf{y}_1}{(2\pi)^K} \dots \frac{d\mathbf{y}_T}{(2\pi)^K} \times \\ &\quad \exp\left(\sum_{L=1}^T \hat{\mathbf{y}}_L \cdot (\mathbf{B}_L - \mathbf{C}_L)\right) \prod_{L=0}^{T-1} M(\mathbf{B}_{L+1} \leftarrow \mathbf{C}_L; L) \end{aligned} \quad (\text{B.1})$$

with $\mathbf{C}_0 := (0, 0, \dots, 0, \alpha N)$ and $\hat{\mathbf{y}}^2 = -1$. All clause vectors are, in this Appendix, of dimension K instead of $K+1$ since the number of 0-clauses is always zero. The \mathbf{y} 's constrain the \mathbf{C}_L 's to mimic the \mathbf{B}_L 's, so that we can write the formally quadratic expression $M(\mathbf{B}_{L+1} \leftarrow \mathbf{B}_L; L)$ as the uncoupled expression $M(\mathbf{B}_{L+1} \leftarrow \mathbf{C}_L; L)$. Carrying out the sums over the \mathbf{B}_L 's first, we obtain

$$\begin{aligned} P(T) &:= \sum_{\mathbf{B}_T} P(\mathbf{C}_T; T) \quad (\text{B.2}) \\ &= \sum_{\mathbf{C}_1, \dots, \mathbf{C}_T} \int_{-\pi}^{\pi} \frac{d\mathbf{y}_1}{(2\pi)^K} \dots \frac{d\mathbf{y}_T}{(2\pi)^K} \exp\left(-\sum_{L=1}^T \hat{\mathbf{y}}_L \cdot \mathbf{C}_L\right) \\ &\quad \times \exp\left(\sum_{L=0}^T \ln[\mathbf{f}(\mathbf{X}_L; L)] \cdot \mathbf{C}_L\right) \\ &\quad \times \prod_{L=0}^T \left[(1 - \delta_{(\mathbf{C}_L)_{1,0}}) e^{-\hat{\mathbf{y}}_L \cdot \mathbf{C}_L} + \delta_{(\mathbf{C}_L)_{1,0}} \right] \end{aligned}$$

where $(\mathbf{X}_L)_i = \exp(\hat{\mathbf{y}}_L \cdot \mathbf{C}_L)_i$, the vector-valued function $\mathbf{f} = (f_1, f_2, \dots, f_K)$ is defined through (12) and the dot denotes the usual scalar product of \mathbb{R}^K . In the large N limit, a continuous formulation for $P(T)$ can be obtained. Let us define the reduced time, $\ell = L/N$ and the clause densities $\mathbf{c}(\ell) = \mathbf{C}(L)/N$. Define for $i = 1, \dots, K$

$$\gamma_j(\mathbf{y}; t) := \frac{j}{1-t} \left(\frac{e^{-y_j} (1 + e^{y_j-1})}{2} - 1 \right) \quad (\text{B.3})$$

with $y_0 := -\infty$, and $\boldsymbol{\gamma} := (\gamma_1, \dots, \gamma_K)$. The probability P at time $T = tN$ can be written as a path integral over the values of clause densities \mathbf{c} and (from now on complex) 'momenta' \mathbf{y} between times 0 and t ,

$$\begin{aligned} P(tN) &= \int_{\mathbf{c}(0)=(0,0,\dots,0,\alpha)}^{\mathbf{c}(t)=(c_1,c_2,\dots,c_K)} \mathcal{D}\mathbf{c}(\ell) \mathcal{D}\mathbf{y}(\ell) \times \\ &\quad \exp\left(-N \mathcal{S}[\{\mathbf{c}(\ell), \mathbf{y}(\ell)\}]\right) \end{aligned} \quad (\text{B.4})$$

where the action reads

$$\begin{aligned} \mathcal{S}[\{\mathbf{c}(\ell), \mathbf{y}(\ell)\}] &= \int_0^t d\ell \left\{ \mathbf{y}(\ell) \cdot \frac{d\mathbf{c}}{d\ell}(\ell) - \boldsymbol{\gamma}(\mathbf{y}(\ell); \ell) \cdot \mathbf{c}(\ell) \right. \\ &\quad \left. - \ln[\rho_1(\ell) e^{-y_1(\ell)} + 1 - \rho_1(\ell)] \right\} \end{aligned} \quad (\text{B.5})$$

where $\rho_1(\ell)$ denotes the probability that there is at least one unit clause at time ℓ *i.e.* the number of instants L such that $C_1(L) \geq 1$ between $L = \ell N$ and $L = \ell N + \Delta L$, divided by ΔL , with $1 \ll \Delta L \ll L$. Minimization of the action (B.5) yields the classical equations of motion. Differentiating with respect to momenta, we find

$$\frac{\delta \mathcal{S}}{\delta y_i(\ell)} = 0 \rightarrow \frac{dc_i}{d\ell}(\ell) = \sum_j \frac{\partial \gamma_j(\mathbf{y}(\ell); \ell)}{\partial y_i(\ell)} c_j(\ell) - \frac{\delta_{i,1} \rho_1(\ell)}{\rho_1(\ell) + (1 - \rho_1(\ell))e^{y_1(\ell)}} \quad (\text{B.6})$$

for $i = 1, \dots, K$. Some care has to be brought to the minimization of the action with respect to the clause densities since ρ_1 and c_1 are not independent. During the time interval $[\ell, \ell + d\ell]$, the number C_1 of unit clauses is either of the order of N ($c_1 > 0$ and $\rho_1 = 1$) or of the order of unity ($c_1 = 0$ and $\rho_1 < 1$)¹⁹. With this caveat, we obtain

$$\frac{\delta \mathcal{S}}{\delta c_i(\ell)} = 0 \rightarrow \frac{dy_i}{d\ell}(\ell) = -\gamma_i(\mathbf{y}(\ell); \ell) \quad (i = 2, \dots, K) \quad (\text{B.7})$$

and

– if $c_1(\ell) > 0$, then $\rho_1(\ell) = 1$ and

$$\frac{\delta \mathcal{S}}{\delta c_1(\ell)} = 0 \rightarrow \frac{dy_1}{d\ell}(\ell) = -\gamma_1(\mathbf{y}(\ell); \ell) \quad (\text{B.8})$$

– if $c_1(\ell) = 0$, then $\rho_1(\ell)$ is given by equation (B.6) for $i = 1$,

$$\frac{1}{\rho_1(\ell)} = 1 - e^{-y_1(\ell)} + e^{-y_1(\ell)} \left(\frac{\partial \gamma_2(\mathbf{y}(\ell); \ell)}{\partial y_1(\ell)} c_2(\ell) \right)^{-1}. \quad (\text{B.9})$$

Eq. (B.9) makes sense if the r.h.s. is larger than unity. In the case where $y_1 = 0$, it agrees with eq. (40).

Appendix C: Large t_2 -expansion of the solution ρ of the PDE (77)

In this appendix we explain the method we used to get an asymptotic expansion of the solution of eq. (77) at large times t_2 , and we quote the results. Eq. (77) is here treated in the general case $X_0 \in [0, 1]$ and reads

$$\partial_{t_2} \rho(c, t_2) = \frac{1}{2} \partial_c^2 \rho(c, t_2) + \beta(p) t_2 \partial_c \rho(c, t_2) - \frac{1 - X_0}{2} c \rho(c, t_2) \quad (\text{C.1})$$

First, we change the variables c and t for $u := ct_2$ and $s := 1/t_2$ respectively, and define g as $g(u, s) := \rho(c, t_2)$. This is motivated by the expectation that, at large times t_2 , both the drift term (that pushes diffusing particles towards the $c = 0$ boundary) and the absorption term (that kills situations where many particles are away from the

$c = 0$ boundary) constrain the PDF ρ to be concentrated around the $c = 0$ boundary: $\rho(c, t_2)$ will be non-vanishing only for values of c that tend to 0 as $t \rightarrow +\infty$. With this choice of scale, eq. (C.1) turns at the leading order in s when $s \rightarrow 0$ into

$$\partial_u^2 g(u, s) + 2\beta \partial_u g(u, s) = 0 \quad (\text{C.2})$$

$$\partial_u g(0, s) + 2\beta g(0, s) = 0 \quad (\text{C.3})$$

hence $g(u, s) = A(s) \exp(-2\beta u)$: c has at large times an exponential statistical distribution, with average (conditioned to success of the greedy algorithm) $\bar{c}(t_2) = 1/(2\beta t_2)$.

To actually compute the normalization factor $A(s)$, we need to introduce formally the correction to this leading-order term. Let $\rho(c, t_2) =: A(s) \exp(-2\beta u) + B(s) h(u, s)$ with the requirement $B(s) \ll A(s)$ as $s \rightarrow 0$. The leading-order terms in eq. (C.1) (after cancellation of the formerly leading-order terms) satisfy

$$\begin{aligned} & [-2\beta s u A(s) - s^2 \partial_s A + u s (1 - X_0) A(s)/2] \exp(-2\beta u) \\ & = s^{-2} B(s) (\partial_u^2 h + \beta \partial_u h) \end{aligned} \quad (\text{C.4})$$

with the boundary condition $\partial_u h(0, s) + 2\beta h(0, s) = 0$. This yields, after integration from $u = 0$ to $+\infty$ (we assume that $h(u, s) \rightarrow 0$ when $u \rightarrow +\infty$ just like ρ does),

$$A(s) \propto s^{-1 + \frac{1-X_0}{4\beta}} \quad (\text{C.5})$$

and, for the leading order of $\rho(c, t_2)$ at large times:

$$\rho(c, t_2) \propto t_2^{1 - \frac{1-X_0}{4\beta}} \exp(-2\beta c t_2). \quad (\text{C.6})$$

This shows that the probability of success of the algorithm decays algebraically at large times t_2 :

$$\pi(0, t_2) = \int_{c=0}^{+\infty} \rho(c, t_2) dc \propto t_2^{-\frac{1-X_0}{4\beta}}. \quad (\text{C.7})$$

Subleading orders in the expansion of ρ at large t_2 may be found iteratively by the same technique. For the sake of completeness, let us quote here what we found:

$$\begin{aligned} \rho(c, t_2) \propto & t_2^{1 - (1-X_0)/4\beta} e^{-2\beta c t_2} \times \quad (\text{C.8}) \\ & \left[1 + \left(1 - \frac{1-X_0}{4\beta} \right) \left(c^2 t_2^2 - \frac{6\beta - 1 + X_0}{12\beta^3} \right) t_2^{-3} + \right. \\ & \left(1 - \frac{1-X_0}{4\beta} \right) \left\{ \frac{c^2 t_2^2}{48\beta^4} [(6\beta^3 X_0 + 24\beta^4 - 6\beta^3) c^2 t_2^2 + \right. \\ & (48\beta^3 + 8\beta^2 X_0 - 8\beta^2) c t_2 + \\ & \left. \left. (-2\beta + 2X_0\beta + 2X_0 + 48\beta^2 - 1 - X_0^2)] \right. \right. \\ & \left. \left. - \frac{6\beta - 1 + X_0}{1152\beta^7} \times \right. \right. \\ & \left. \left. (384\beta^2 - 50\beta + 50X_0\beta - 1 + 2X_0 - X_0^2) \right\} t^{-6} + o(t^{-6}) \right] \end{aligned}$$

and, for the conditional average of c :

$$\begin{aligned} \bar{c}(t_2) = & \frac{1}{2\beta t_2} + \frac{4\beta - (1 - X_0)}{8\beta^4 t_2^4} + \quad (\text{C.9}) \\ & \frac{5}{32\beta^7 t_2^7} [4\beta - (1 - X_0)] [5\beta - (1 - X_0)] + o(\beta^{-7} t_2^{-7}). \end{aligned}$$

¹⁹ This statement is true outside the critical regime where c_1 and ρ_1 are both vanishing as (negative) powers of N .

Notice that the expansions here can only be asymptotic series, without a finite radius of convergence (as a function of $s = 1/t_2$), because they are independent of the initial conditions. Indeed, fix $\epsilon > 0$ and suppose that the sum of the expansion for ρ above is the right solution, up to a uniform small difference ϵ , on a finite interval of t_2 , say $]A, +\infty[$. Let $\rho_{\text{approx}}(c, t_2)$ be this sum of the expansion. Then ask for the solution of eq. (77) that has initial condition $\rho(c, A+1) = \rho_{\text{approx}}(c, A+1) + 10\epsilon$: it should also be $\rho_{\text{approx}}(c, A+1)$ up to a difference ϵ — contradiction! Therefore, the precision of the approximations obtained with partial sums of the expansion above decreases as we try to get values for smaller and smaller times t_2 , and we should keep that in mind when we use the present results.

Appendix D: Small t_2 -expansion of the solution ρ of the PDE (77)

In this Appendix we explain the method we used to get an asymptotic expansion of the solution of eq. (C.1) at small times t_2 , and we quote the results.

We use the exact solution of eq. (C.1) without the nonlinear term $c\rho(c, t_2)$ (that is, for the special value $X_0 = 1$) as a guide for a relevant choice of variables. Disregarding the boundary condition eq. (79), we easily solve the resulting linear PDE thanks to Fourier transform:

$$\rho_{\text{linear}}(c, t_2) = \frac{\text{constant}}{\sqrt{t_2 - t_{2\text{init}}}} \times \exp \left\{ -\frac{1}{2(t_2 - t_{2\text{init}})} \left[c + \frac{\beta(p)}{2}(t_2^2 - t_{2\text{init}}^2) \right]^2 \right\} \quad (\text{D.1})$$

which suggests us to use the following variables for our expansion:

$$v := t_2 - t_{2\text{init}}, \quad u := \frac{c + \beta(p)/2(t_2^2 - t_{2\text{init}}^2)}{\sqrt{t_2 - t_{2\text{init}}}},$$

$$\rho(c, t_2) =: \frac{1}{\sqrt{v}} g(u, v).$$

The equations for g are

$$2v\partial_v g = \partial_u^2 g + u\partial_u g + \quad (\text{D.2})$$

$$\left[1 - (1 - X_0)v^{3/2}u + (1 - X_0)\beta(p)/2v^2(2t_{2\text{init}} + v) \right]$$

$$\partial_u g[\beta(p)/2\sqrt{v}(2t_{2\text{init}} + v), v] = \quad (\text{D.3})$$

$$-2\beta(p)\sqrt{v}(t_{2\text{init}} + v)g[\beta(p)/2\sqrt{v}(2t_{2\text{init}} + v), v]$$

At $t_2 = t_{2\text{init}}$, i.e. at $v = 0$, g is Gaussian, as expected from the study of the linear equation (with $X_0 = 1$): $g(u, 0) = \sqrt{2\pi}^{-1} \exp(-u^2/2)$. Letting $v^\gamma h(u, v)$ be the deviation, at positive times v , between the exact g and this Gaussian expression, and substituting this into the equations for g , we see that the boundary condition constrains γ to the value $1/2$, and we are led to the ODE for $h(u, 0)$

$$\partial_u^2 h(u, 0) + u\partial_u h(u, 0) = 0 \quad (\text{D.4})$$

with boundary condition $\partial_u h(0, 0) = -2\beta(p)t_{2\text{init}}/\sqrt{2\pi}$. Adding the physical requirement that $h(u, 0) \rightarrow 0$ as $u \rightarrow +\infty$, we find the unique solution $h(u, 0) = \beta(p)t_{2\text{init}}[1 - \text{erf}(u/\sqrt{2})]$. Going on with this iterative process, we find that $\rho(c, v = t_2 - t_{2\text{init}})$ has the following expansion at small v :

$$\begin{aligned} \rho(c, v) = & \sqrt{\frac{2}{\pi v}} \exp \left[-\frac{(c + \beta v w)^2}{2v} \right] \left[1 + 2\beta^2 t_{2\text{init}}^2 v \right. \\ & - v(c + \beta v w) \left(\frac{3\beta}{4} + \frac{1 - X_0}{8} + 2\beta^3 t_{2\text{init}}^3 \right) + o(v) \left. \right] + \\ & \left(1 - \text{erf} \frac{c + \beta v w}{\sqrt{2v}} \right) \left\{ \beta t_{2\text{init}} - 2\beta^2 t_{2\text{init}}^2 (c + \beta v w) + \right. \\ & v \left(\frac{3\beta}{4} - \frac{1 - X_0}{8} + 2\beta^3 t_{2\text{init}}^3 \right) \left[\frac{(c + \beta v w)^2}{v} + 1 \right] \\ & \left. + o(v) \right\} \end{aligned} \quad (\text{D.5})$$

where w stands for $(2t_{2\text{init}} + v)/2$. Hence the expression for the conditional average of c :

$$\begin{aligned} \bar{c}(t_2) = & \sqrt{\frac{2}{\pi}} \sqrt{t_2 - t_{2\text{init}}} - \frac{\beta(p)}{2} t_{2\text{init}} (t_2 - t_{2\text{init}}) \\ & + \frac{\beta(p)^2}{6} \sqrt{\frac{2}{\pi}} t_{2\text{init}}^2 (t_2 - t_{2\text{init}})^{3/2} \\ & + (t_2 - t_{2\text{init}})^2 \left[\frac{9(1 - X_0) + 10\beta(p)}{32} \right. \\ & \left. - \frac{2}{3\pi} (1 - X_0) \right] + \mathcal{O} \left[(t_2 - t_{2\text{init}})^{5/2} \right]. \end{aligned} \quad (\text{D.6})$$

Appendix E: Direct numerical solution of the evolution equation (34) for the generating function G_1

For limited sizes N of the problem, eq. (34) may be solved directly, with exact or high precision computer arithmetic. It may be used to compute the probability of success of the greedy algorithm from time steps 0 to T , $G_1(1, T)$ or the distribution of C_1 from the generating function G_1 .

We assume that $X_0 = 0$ and that C_2 is known (from e.g. Eq. (29)). At $T = N$, C_1 is either 1 or 0 and a useful set of values of X_1 in eq. (34) is 0, 1 only. To compute $G_1(X_1, N)$ with $X_1 = 0$ or 1, it is enough to know $G_1(X_1, N - 1)$ with $X_1 = 0, 1/2$ or 1 after eq. (12) (we set $X_0 = 0$). This in turns requires successively the values $G(X_1, T)$ for all $X_1 \in 0, 1/[2(N - T)], 1/(N - T), \dots, 1$. Starting from the known initial condition $G(X_1, 0) = 1$, it is possible to compute iteratively, from $T = 0$ to N , all values $G(k/[2(N - T)], T)$ for $0 \leq k \leq 2(N - T)$ (at each step, only $2(N - T) + 1$ numbers are stored). In practice, getting accurate results requires either doing exact arithmetics (which may be quite slow and/or memory consuming) or working with high precision floating point arithmetic (roughly speaking, the number of decimals digits has to be equal to N). This limited the range of N to a

few hundreds on the computer we used (2.4GHz Pentium IV processor with 1GB of RAM).

Using rounded, integer values for C_2 rather than simply $N \times c_2$ from eq. (29) makes computations much faster. In the case where exact arithmetic is used, it is needed to manage only rational numbers. For N large enough, it brings only a small error on G_1 .

If the number of 1-clauses at time T is bounded by $2(N - T)$, C_1 is a polynomial of degree at most $2(N - T)$. Knowing its $2(N - T) + 1$ values $G(k/[2(N - T)], T)$ is enough to compute it: G_1 may be expressed as a weighted sum of Lagrange interpolating polynomials. Finally, the coefficients of $G_1(X_1)$ indicate the probability law of C_1 . We used this technique to get the numerical results for the distribution of C_1 for 2-SAT with $N = 501$ that are plotted in Figure (8). Contrary to estimates based on runs of the very algorithms under study, it doesn't require averaging over many series since there is no randomness in the computation.

References

1. B. Aspvall, M. F. Plass, and R. E. Tarjan. A linear-time algorithm for testing the truth of certain quantified boolean formulas. *Inf. Process. Lett.*, 8:121–123, 1979.
2. C. Papadimitriou and K. Steiglitz. *Combinatorial Optimization*. Dover, 1998.
3. John Franco. Probabilistic analysis of the pure literal heuristic for the satisfiability problem. *Annals of Operations Research*, 1:273–289, 1984.
4. John Franco and R. P. Swaminathan. Average case results for satisfiability algorithms under the random clause model. *Annals of Mathematics and Artificial Intelligence*, 20:357–391, 1997.
5. Ming-Te Chao and John Franco. Probabilistic analysis of a generalization of the unit-clause literal selection heuristics for the k-satisfiability problem. *Inform. Sci.*, 51(3):289–314, 1990.
6. Dimitris Achlioptas. Lower bounds for random 3-sat via differential equations. *Theor. Comp. Sci.*, 265(1–2):159–185, 2001.
7. Ming-Te Chao and John Franco. Probabilistic analysis of two heuristics for the 3-satisfiability problem. *SIAM J. Comput.*, 15(4):1106–1118, 1986.
8. Alan Frieze and Stephen Suen. Analysis of two simple heuristics on a random instance of k-sat. *J. Algorithms*, 20(2):312–355, 1996.
9. Christophe Deroulers and Rémi Monasson. Critical behaviour of combinatorial search algorithms, and the unitary-propagation universality class. *Europhys. Lett.*, 68(1):153–159, October 2004, cond-mat/0405319.
10. Rémi Monasson, Riccardo Zecchina, Scott Kirkpatrick, Bart Selman, and L. Toyansky. Phase transition and search cost in the $2+p$ -sat problem. In *4th Workshop on Physics and Computation*, Boston University, November 1996.
11. Scott Kirkpatrick and Bart Selman. Critical behavior in the satisfiability of random boolean expressions. *Science*, 264:1297–1301, 1994.
12. Bart Selman and Scott Kirkpatrick. Critical behavior in the computational cost of satisfiability testing. *Artificial Intelligence*, 81:273–295, 1996.
13. Dimitris Achlioptas, Lefteris M. Kirousis, Evangelos Kranakis, and Danny Krizanc. Rigorous results for random $(2 + p)$ -sat. *Theor. Comp. Sci.*, 265(1–2):109–129, 2001.
14. Olivier Dubois, Yacine Boufkhad, and Jacques Mandler. Typical random 3-sat formulae and the satisfiability threshold. In *Proc. 11th ACM-SIAM Symposium on Discrete Algorithms*, pages 126–127, 2000.
15. Alexis C. Kaporis, Lefteris M. Kirousis, and Efthimios G. Lalas. The probability analysis of a greedy satisfiability algorithm. In *Proc. 10th Ann. European Symp. on Algorithms*, pages 574–585, 2002.
16. David B. Wilson. On the critical exponents of random k -sat. *Random Structures and Algorithms*, 21(2):182–195, 2002, math.PR/0005136.
17. Béla Bollobás, Christian Borgs, Jennifer T. Chayes, Jeong Han Kim, and David Bruce Wilson. The scaling window of the 2-SAT transition. *Random Structures and Algorithms*, 18(3):201–256, 2001.
18. Haiou Shen and Hantao Zhang. An empirical study of max-2-sat phase transition. In *Proc. of LICS'03 Workshop on Typical Case Complexity and Phase Transitions. Ottawa, Canada, June 2003*, 2003.
19. M. Davis and H. Putnam. A computing procedure for quantification theory. *J. ACM*, 7:201–215, 1960.
20. Gilles Dequen and Olivier Dubois. kcfnfs: an efficient solver for random k-sat formulae. *Lecture Notes in Computer Science 2919, Theory and Applications of Satisfiability Testing*, pages 486–501, 2004.
21. Dimitris Achlioptas and Gregory B. Sorkin. Optimal myopic algorithms for random 3-SAT. In *IEEE Symposium on Foundations of Computer Science*, pages 590–600, 2000.
22. Nicholas C. Wormald. Differential equations for random processes and random graphs. *The Annals of Applied Probability*, 5(4):1217–1235, November 1995.
23. J. R. Albright. Integrals of products of airy functions. *J. Phys. A – Math. Gen.*, 10:485–490, April 1977.
24. Piet Groeneboom. Brownian motion with a parabolic drift and airy functions. *Probability Theory and Related Fields*, 81:79–109, February 1989.
25. Milton Abramowitz and Irene A. Stegun. *Handbook of Mathematical Functions with Formulas, Graphs, and Mathematical Tables*. Dover, New York, ninth dover printing, tenth gpo printing edition, 1964.
26. Harris J. Silverstone, Sachiko Nakai, and Jonathan G. Harris. Observations on the summability of confluent hypergeometric functions and on semiclassical quantum mechanics. *Phys. Rev. A*, 32:1341–1345, September 1985.
27. Rémi Monasson and Riccardo Zecchina. Statistical mechanics of the random k-sat model. *Phys. Rev. E*, 56(2):1357–1370, August 1997, cond-mat/9606215.
28. Johan Håstad. Some optimal inapproximability results. In *STOC '97: Proceedings of the twenty-ninth annual ACM symposium on Theory of computing*, pages 1–10, New York, NY, USA, 1997. ACM Press.
29. Johan Håstad. Some optimal inapproximability results. *J. ACM*, 48(4):798–859, July 2001.
30. S. Janson, T. Łuczak, and A. Ruciński. *Random Graphs*. Wiley, 2000.
31. M. E. J. Newman, S. H. Strogatz, and D. J. Watts. Random graphs with arbitrary degree distribution and their applications. *Phys. Rev. E*, 64:026118–1–17, July 2001.

32. Christina Goldschmidt. Critical random hypergraphs: the emergence of a giant set of identifiable vertices. *Annals of Probability*, 33(4):1573–1600, July 2005, math.PR/0401208.
33. D. Achlioptas and M. Molloy. The analysis of a list-coloring algorithm on a random graph. In *FOCS '97: Proceedings of the 38th Annual Symposium on Foundations of Computer Science (FOCS '97)*, pages 204–212, Washington, DC, USA, 1997. IEEE Computer Society.
34. Liat Ein-Dor and Rémi Monasson. The dynamics of proving uncolourability of large random graphs. i. symmetric colouring heuristic. *J. Phys. A – Math. Gen.*, 36:11055–11067, October 2003.
35. M. R. Garey and D. S. Johnson. *Computers and Intractability: a guide to the theory of NP-completeness*. W. H. Freeman and Co., New York, 1979.
36. Abdelaziz Amraoui, Andrea Montanari, Thomas J. Richardson, and Rüdiger L. Urbanke. Finite-length scaling for iteratively decoded ldpc ensembles. In *Proc. 41th Annual Allerton Conference on Communication, Control and Computing, Monticello, IL, Oct 2003*, 2004, cs.IT/0406050.