

# Magnetoresistance, specific heat and magnetocaloric effect of equiatomic rare-earth transition-metal magnesium compounds

H Hartmann<sup>1</sup>, K Berggold<sup>1</sup>, S Jodlauk<sup>1</sup>, I Klassen<sup>1</sup>,  
K Kordonis<sup>1</sup>, T Fickenscher<sup>2</sup>, R Pöttgen<sup>2</sup>, A Freimuth<sup>1</sup> and  
T Lorenz<sup>1,3</sup>

<sup>1</sup> II. Physikalisches Institut, Universität zu Köln, Zùlpicher Str. 77, 50937 Köln, Germany

<sup>2</sup> Institut für Anorganische und Analytische Chemie, Westfälische Wilhelms-Universität Münster, Correnstrasse 30, 48149 Münster, Germany

**Abstract.** We present a study of the magnetoresistance, the specific heat and the magnetocaloric effect of equiatomic *RETMg* intermetallics with  $RE = \text{La, Eu, Gd, Yb}$  and  $T = \text{Ag, Au}$  and of  $\text{GdAuIn}$ . Depending on the composition these compounds are paramagnetic ( $RE = \text{La, Yb}$ ) or they order either ferro- or antiferromagnetically with transition temperatures ranging from about 13 to 81 K. All of them are metallic, but the resistivity varies over 3 orders of magnitude. The magnetic order causes a strong decrease of the resistivity and around the ordering temperature we find pronounced magnetoresistance effects. The magnetic ordering also leads to well-defined anomalies in the specific heat. An analysis of the entropy change leads to the conclusions that generally the magnetic transition can be described by an ordering of localized  $S = 7/2$  moments arising from the half-filled  $4f^7$  shells of  $\text{Eu}^{2+}$  or  $\text{Gd}^{3+}$ . However, for  $\text{GdAgMg}$  we find clear evidence for two phase transitions indicating that the magnetic ordering sets in partially below about 125 K and is completed via an almost first-order transition at 39 K. The magnetocaloric effect is weak for the antiferromagnets and rather pronounced for the ferromagnets for low magnetic fields around the zero-field Curie temperature.

## 1. Introduction

The equiatomic rare-earth(*RE*) transition-metal(*T*) magnesium compounds *RETMg* have intensively been investigated in recent years with respect to their crystal chemistry and to a basic characterization of their magnetic properties.[1, 2, 3, 4, 5, 6, 7, 8, 9, 10, 11, 12] With the trivalent rare earth elements, the *RETMg* intermetallics adopt the hexagonal  $\text{ZrNiAl}$  structure,[13, 14, 15] while those with a divalent rare earth metal, i.e. europium and ytterbium, crystallize in the orthorhombic  $\text{TiNiSi}$  type structure.[16] Interesting magnetic properties have been observed for several of the *RETMg* compounds. To give some examples, long-range magnetic ordering has been observed for  $\text{CeTMg}$  ( $T = \text{Pd, Pt, Au}$ ) at 2.1, 3.6, and 2.0 K, respectively.[9]  $\text{EuAgMg}$  and  $\text{EuAuMg}$  order ferromagnetically at relatively high Curie temperatures of 22 and 37 K.[6] Similar behaviour was observed for the gadolinium-based compounds

<sup>3</sup> Author to whom correspondence should be addressed (lorenz@ph2.uni-koeln.de).

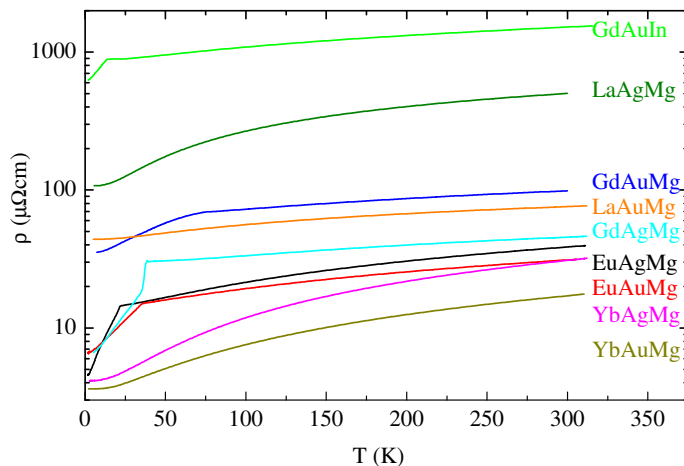
GdTMg ( $T = \text{Pd, Ag, Pt}$ ), which show ferromagnetic order at 96, 39, and 98 K for  $T = \text{Pd, Ag, Pt}$ , respectively.[10] In contrast, GdAuIn and GdAuMg order antiferromagnetically with Néel temperatures of 13 and 81 K, respectively.[12] Not much is known, however, about the transport and thermodynamic properties of these compounds, in particular about their magnetic field dependencies. In this report we present resistivity measurements and specific heat data for some *REAgMg* and *REAuMg* compounds and for GdAuIn in the temperature range from about 2 to 300 K and in external magnetic fields up to 14 T. We have also extended the magnetization measurements up to 14 T, which we use to calculate the magnetocaloric effect.

## 2. Experimental

Starting materials for the preparation of the intermetallic compounds *RETMg* and GdAuIn were sublimed ingots of the rare earth elements (Johnson-Matthey, Chempur or Kelpin, > 99.9%), silver and gold wire (diameter 1 mm, Degussa- Hüls, > 99.9%), a magnesium rod (Johnson Matthey, diameter 16 mm, > 99.5%), and indium tear drops (Johnson Matthey, 99.9%). GdAuIn was prepared by arc-melting [18] of the elements under an atmosphere of  $\simeq 600$  mbar argon. The argon was purified over titanium sponge (970 K), silica gel, and molecular sieves prior to use. The arc-melted button was remelted three times to ensure homogeneity. Due to the low boiling point and the high vapor pressure, the magnesium containing samples cannot be obtained via a simple arc-melting procedure, where a significant weight loss would occur through evaporation of magnesium. All these compounds were prepared in sealed high-melting metal tubes. The elements were mixed in the ideal 1:1:1 atomic ratios and sealed in small (tube size  $\simeq 1 \text{ cm}^3$ ) niobium or tantalum tubes under an argon pressure of  $\simeq 800$  mbar. These tubes were then put in a water-cooled sample chamber [19] of a high-frequency furnace (Hüttinger Elektronik, Freiburg, TIG 1.5/300). The samples were first rapidly heated to  $\simeq 1370$  K and subsequently annealed at  $\simeq 870$  K for another two hours. The temperature was controlled through a Sensor Therm Metis MS09 pyrometer with an accuracy of  $\pm 30$  K. The samples could be separated from the tubes by mechanical fragmentation. No reaction with the metal tubes was observed. The polycrystalline samples are light grey with metallic lustre. For more details concerning the synthesis conditions we refer to the original literature.

The purity of the samples was checked through Guinier powder patterns using  $\text{CuK}\alpha_1$  radiation and  $\alpha$ -quartz as an internal standard. The Guinier camera was equipped with an image plate system (Fujifilm, BAS-1800). The experimental patterns were compared with calculated ones,[20] using the atomic positions from the previous single crystal studies.[4, 5, 6, 7, 8, 9, 10, 11, 12] All samples were pure phases on the level of X-ray powder diffraction.

For the measurements of resistivity, magnetization and specific heat we have polished larger polycrystalline pieces of irregular shape to a rectangular shape of typical dimensions of about  $2 \times 1 \times 1 \text{ mm}^3$ . The specific heat and the magnetization have been studied in a Physical Property Measurement System (PPMS, Quantum Design) using the relaxation time method and a vibrating sample magnetometer, respectively. The resistivity has been measured by a standard DC four-probe technique. All these measurements have been performed in the temperature range from about 2 to 300 K and in magnetic fields up to 14 T.



**Figure 1.** Resistivity of  $RETMg$  with  $RE = Yb, Eu, Gd,$  or  $La$  and  $T = Au$  or  $Ag$  and of  $GdAuIn$ .

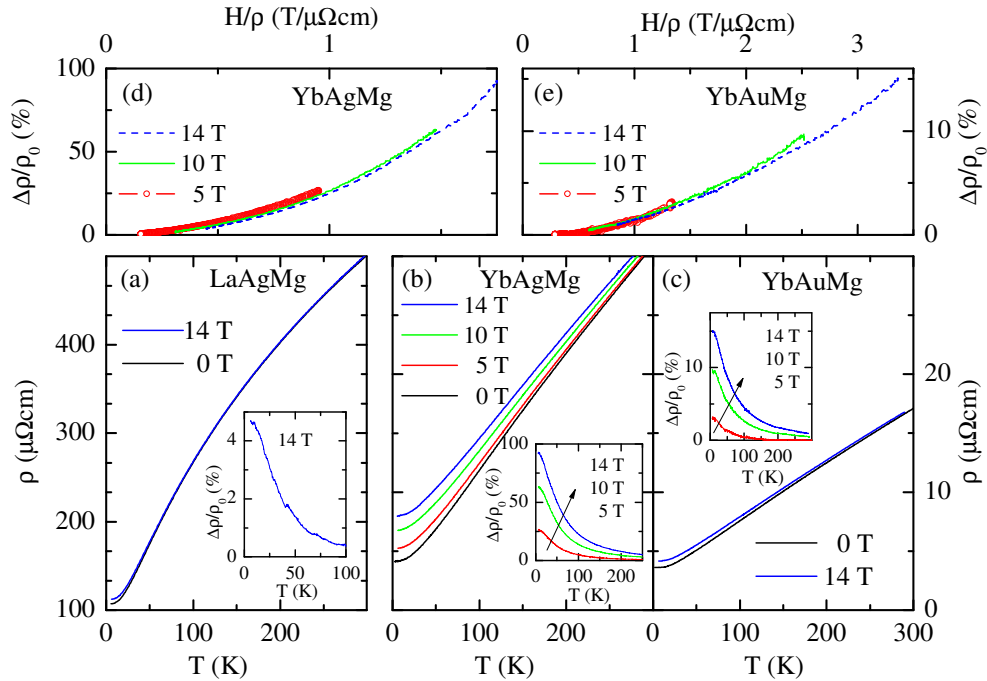
### 3. Results and discussion

#### 3.1. Crystal chemistry

The crystal structures of the  $RETMg$  intermetallics depend on the valence of the rare earth element. With the trivalent rare earth metals, the  $RETMg$  compounds adopt the hexagonal  $ZrNiAl$  type,[13, 14, 15] while the europium and ytterbium compounds contain  $Eu^{II}$  and  $Yb^{II}$  and they adopt the orthorhombic  $TiNiSi$  type.[16] In both structure types, the transition metal and magnesium atoms build up a three-dimensional  $[TMg]$  network in which the rare earth atoms fill distorted hexagonal channels.  $GdAuIn$  also crystallizes with the  $ZrNiAl$  structure. For more details on the crystal chemistry and chemical bonding of these  $RETMg$  intermetallics we refer to the original literature.[4, 5, 6, 7, 8, 9, 10, 11, 12, 17]

#### 3.2. Resistivity

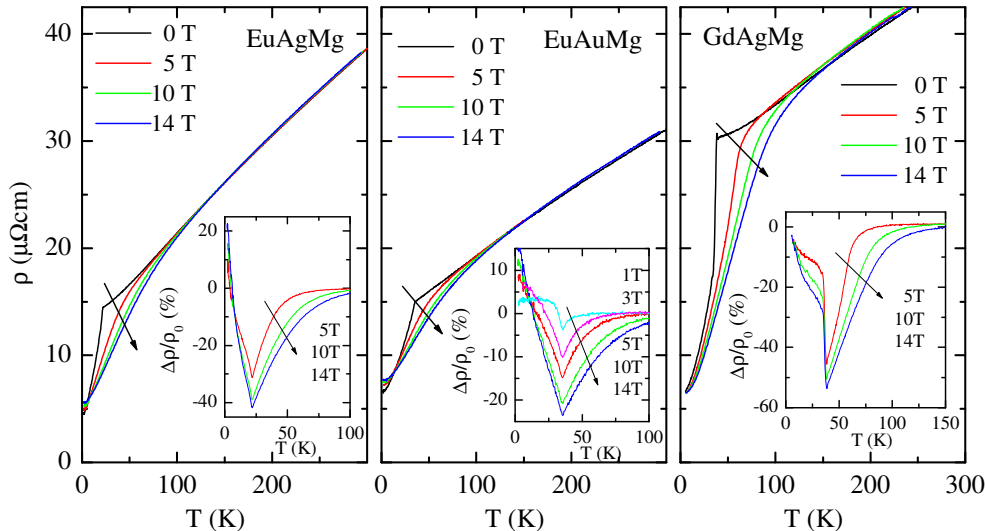
Figure 1 gives an overview of the resistivity  $\rho$  of the different compounds. For all samples the temperature dependence of  $\rho$  is metallic. However, the absolute values are strongly different, ranging from a few  $\mu\Omega cm$  in  $YbAuMg$  up to  $m\Omega cm$  in  $GdAuIn$ . We find the following trends. The  $RETMg$  samples with divalent  $Yb$  and  $Eu$  have lower  $\rho$  values than the compounds with trivalent  $La$  and  $Gd$ . This indicates that the different  $\rho$  is related to the different structure of the divalent ( $TiNiSi$  type) and of the trivalent ( $ZrNiAl$  type)  $RE$ -based compounds.  $GdAuIn$  also adopts the  $ZrNiAl$  structure, but it has a significantly larger  $\rho$  than  $GdAuMg$ . Possibly this is related to the different valences of  $In$  (trivalent) and  $Mg$  (divalent). Combining this observation with the different resistivities of the trivalent and the divalent  $RE$ -based compounds, one observes that  $\rho$  increases with increasing number of valence electrons for the entire series  $RETX$ . Moreover, almost all  $REAuMg$  samples have lower  $\rho$  values than the corresponding  $REAgMg$  samples (the only exception is  $GdTMg$ ). LDA+U band-structure calculations and photoemission studies are currently underway in order to



**Figure 2.** Resistivity of paramagnetic *RETMg* for different magnetic fields [panels (a)–(c)]. The respective insets show the magnetoresistance  $\Delta\rho/\rho_0 = [\rho(H) - \rho(H = 0)]/\rho(H = 0)$  (increasing field strength is indicated by the arrows). Panels (c) and (d) show that the magnetoresistance curves for different field strengths follow a single line if  $\Delta\rho/\rho_0$  is plotted as a function of  $H/\rho_0$  as it is expected from Kohler's rule.

check whether these trends correlate with systematic changes in the band structure for the different compounds.

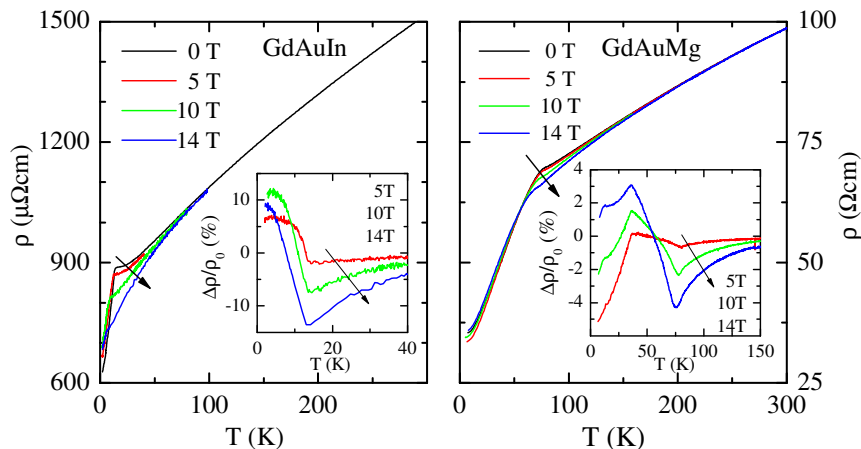
There are pronounced kinks in  $\rho(T)$  of the Gd- and Eu-based compounds. These kinks arise from the ferro- or antiferromagnetic ordering of the  $4f$  moments of Gd and Eu. In contrast, the La- and Yb-based materials show continuous  $\rho(T)$  curves without any anomalies reflecting that the latter materials are paramagnetic down to the lowest temperature. In figure 2 we show the resistance of the paramagnets for different magnetic fields. For all samples we find a systematic increase of  $\rho$  with increasing field. This increase becomes the more pronounced the lower the temperature is. In the insets of figure 2 we present the normalized magnetoresistance  $\Delta\rho/\rho_0 = [\rho(H) - \rho(H = 0)]/\rho(H = 0)$ . For YbAgMg  $\Delta\rho/\rho_0$  reaches more than 90% at about 5 K and a field of 14 T, whereas only about 15% is obtained for YbAuMg. In LaAgMg the absolute change  $\Delta\rho$  is comparable to that of YbAgMg, but the relative change  $\Delta\rho/\rho_0$  is reduced by about a factor of 20 due to the larger  $\rho_0$  of LaAgMg. The field-induced increase of  $\rho$  is a consequence of the additional scattering of the charge carriers due to the Lorentz force as it is observed in many metals.[21] Within semiclassical transport theory one expects the so-called Kohler's rule to hold, which predicts that  $\Delta\rho/\rho_0$  follows a universal function  $f(H/\rho_0)$  over the entire field and temperature range. As shown in the upper panels of figure 2, this is rather well



**Figure 3.** Resistivity of ferromagnetic  $RET\text{Mg}$  for different magnetic fields (increasing field strength is indicated by the arrows). The insets show the magnetoresistance  $\Delta\rho/\rho_0 = [\rho(H) - \rho(H=0)]/\rho(H=0)$ .

fulfilled. For both Yb-based samples  $f(x)$  is roughly proportional to  $x^2$ . [22]

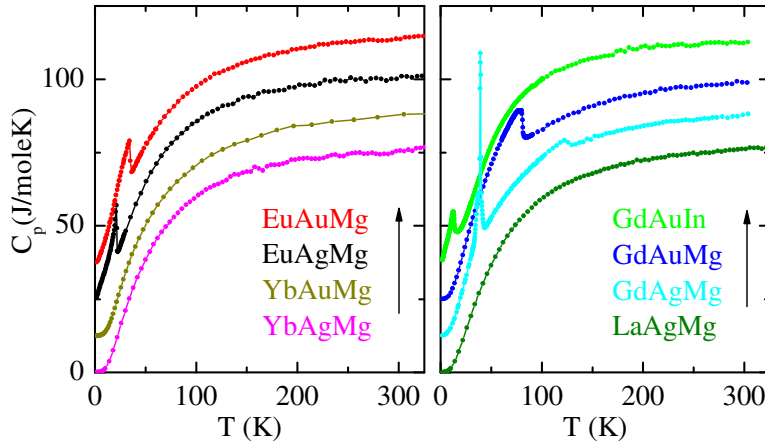
In figure 3 the resistivity of  $\text{Eu}T\text{Mg}$  with  $T = \text{Ag}$  and  $\text{Au}$  and of  $\text{GdAgMg}$  is shown, which undergo a transition to a ferromagnetic order at  $T_c \simeq 22$  K,  $\simeq 36$  K, and  $\simeq 39$  K, respectively. With increasing magnetic field we find a suppression of  $\rho$ , which is most pronounced in the temperature range around  $T_c$ . Again we show  $\Delta\rho/\rho_0$  in the insets of figure 3. In a field of 14 T the maximum values of  $\Delta\rho/\rho_0$  range from about -55 % for  $\text{GdAgMg}$  to about -25 % for  $\text{EuAuMg}$  at the respective  $T_c$ . Whereas for higher temperature  $\Delta\rho/\rho_0$  continuously approaches zero, we observe a sign change for  $\text{Eu}T\text{Mg}$  below  $T_c$ . Around 5 K  $\Delta\rho/\rho_0$  reaches up to +20 % and +15 % for  $T = \text{Ag}$  and  $\text{Au}$ , respectively. For  $\text{GdAgMg}$  such a sign change is not observed, but from the steep slope of  $\Delta\rho/\rho_0$  at 2 K we suspect that it will also occur at somewhat lower temperature. Qualitatively, the behavior of  $\Delta\rho/\rho_0$  can be explained as follows: At the lowest temperature the magnetic moments are almost completely ordered and the (magneto-)resistance of the ferromagnetic  $RET\text{Mg}$  is comparable to that of the paramagnetic  $\text{Yb}T\text{Mg}$  with respect to both, the absolute value  $\rho(0 \text{ T})$  and the increase in a magnetic field. With increasing temperature ferromagnetic spin waves are excited and the spontaneous magnetization decreases. Therefore, the charge carriers may be scattered by magnetic excitations and as a consequence  $\rho(T)$  (in zero field) increases much faster for the ferromagnets than for the paramagnets. The strongest increase of  $\rho(T)$  occurs close to  $T_c$ . Although this scattering is present in the ferromagnets above  $T_c$ , the difference between  $\rho(T)$  of the ferromagnets and the paramagnets decreases with further increasing temperature, since for higher temperature scattering by phonons becomes more and more dominant and one may expect that the scattering by phonons is not too different for the various compounds. In the temperature range around  $T_c$  the magnetization strongly increases with increasing magnetic field. Thus, the magnetic scattering of charge carriers can be effectively suppressed in that temperature range



**Figure 4.** Resistivity of antiferromagnetic GdAuIn and GdAuMg for different magnetic fields (increasing field strength is indicated by the arrows). The insets show the magnetoresistance  $\Delta\rho/\rho_0 = [\rho(H) - \rho(H = 0)]/\rho(H = 0)$ .

because the localized moments become aligned by increasing the magnetic field. With further increasing temperature thermal fluctuations increase. Thus the large negative magnetoresistance decreases again, because the influence of the magnetic field on the magnetization decreases. Note that LaAgMg does not fit into this explanation, since its  $\rho$  is much larger than  $\rho$  of the isostructural-structural GdTMg. It remains to be clarified why  $\rho$  of LaAgMg is so large although there is no magnetic scattering present.

Figure 4 displays the resistivity of GdAuIn and GdAuMg, which order antiferromagnetically at  $T_N \simeq 13$  K and  $\simeq 81$  K, respectively. Again we observe a negative magnetoresistance in the temperature range around the ordering temperature which can be traced back to the suppression of magnetic fluctuations in a magnetic field. Compared to the ferromagnetic compound, this effect is, however, much less pronounced because the magnetic field tends to align the magnetic moments parallel whereas the exchange favors an antiparallel alignment. Despite the large absolute values of  $\rho$  of GdAuIn its magnetoresistance is rather strong. From the low  $T_N$  of this compound we conclude that the antiferromagnetic coupling is rather weak and the field has a strong influence. For example,  $T_N$  strongly shifts towards lower temperature with increasing field and it seems that the enhanced resistivity due to magnetic fluctuations around  $T_N$  can be almost completely suppressed in 14 T. We also observe a sign change of  $\Delta\rho/\rho_0$  with decreasing temperature, but at the lowest temperature  $\rho$  does not monotonously increase with field, in contrast to the other *RETMg* compounds (see figures 2 and 3). We think that this more complex behavior arises from the interplay of the antiferromagnetic coupling and the strong magnetic field which both suppress magnetic fluctuations but also act against each other. A more detailed study down to lower temperature and to higher magnetic fields is currently underway and will be presented elsewhere. Since GdAuMg has the highest ordering temperature of all the compounds studied, it will also have the strongest (antiferromagnetic) coupling. Consequently, its magnetoresistance is rather weak even in a field of 14 T. Again, there is a sign change of  $\Delta\rho/\rho_0$  below  $T_N$ . However, around 36 K  $\Delta\rho/\rho_0$  shows a sharp kink and a sign change of its slope. This kink of  $\Delta\rho/\rho_0$  is present for all fields



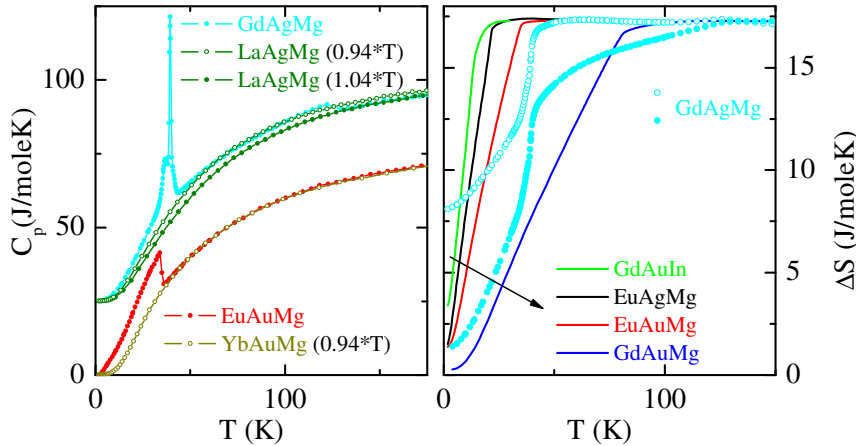
**Figure 5.** Specific heat of  $RETMg$  and  $GdAuIn$  as a function of temperature. In both panels the curves are shifted by  $12.5 \text{ J/moleK}$  with respect to each other for the different compounds as it is indicated by the arrows.

since it arises from a tiny kink of the zero-field  $\rho(T)$  curve at  $\simeq 36 \text{ K}$ , whereas the  $\rho(T)$  curves for larger fields do not show such an anomaly. Additional anomalies also occur in our DC magnetization data below about  $50 \text{ K}$  and have been observed in AC susceptibility measurements.[12] The additional anomalies in AC susceptibility are most pronounced at  $19 \text{ K}$  and have been interpreted as evidence for a transition to a canted antiferromagnetic phase at  $19 \text{ K}$ . Thus, one may speculate whether the kink in the zero-field  $\rho(T)$  curve is related to a precursor of such a spin-reorientation.

### 3.3. Specific heat

In figure 5 we summarize the results of our specific heat measurements for all compounds. As one may expect, the paramagnets ( $YbAgMg$ ,  $YbAuMg$ , and  $LaAgMg$ ) show rather similar  $C_p(T)$  curves without any anomalies, since there are no phase transitions (neither structural nor magnetic ones).[23] The ferromagnets  $EuTMg$  ( $T = Ag, Au$ ) and the antiferromagnets  $GdMgX$  ( $X = Au, In$ ) show well-defined anomalies at the respective Curie and Néel temperatures, respectively. In all four cases the anomaly shape is typical for a (mean-field) second-order phase transition without strong fluctuations. Above the respective ordering temperature the  $C_p(T)$  curves are again very similar to each other and to those of the paramagnets. A clearly different behaviour is observed for  $GdAgMg$ . Here, the anomaly of  $C_p$  at  $T_c \simeq 39.5 \text{ K}$  is very narrow and much higher than in the other compounds. This anomaly resembles more the  $\lambda$ -shape of a second-order phase transition with strong fluctuations or to a broadened  $\delta$ -anomaly of a weakly first-order phase transition. In addition, there is another clear anomaly of  $C_p(T)$  around  $125 \text{ K}$ , whose shape is again typical for a mean-field second-order phase transition.

In order to further investigate the origin of these anomalies we analyze the change of (magnetic) entropy at the respective phase transitions. For both, the  $Eu$  and the  $Gd$  compounds we expect that the magnetic entropy will be dominated by the half-filled  $4f$  shells with  $S = 7/2$  of  $Eu^{2+}$  or  $Gd^{3+}$ . In addition, there may be an additional contribution from a partial polarization of the  $5d$ ,  $6s$  and  $6p$  valence bands, but this will



**Figure 6.** Left: Specific heat of  $REAgMg$  for magnetically ordering  $RE = \text{Eu}$ ,  $\text{Gd}$  and for paramagnetic  $RE = \text{Yb}$ ,  $\text{La}$ . For the paramagnets the temperature has been rescaled (the factors  $a$  are given in the brackets) in such a way that the  $C_p(a*T)$  curves allow to estimate the phononic contributions  $C_{ph}(T)$  for  $RE = \text{Eu}$  and  $\text{Gd}$ . Right: Entropy changes due to the phase transitions obtained via an integration of the differences  $[C_p(T) - C_{ph}(T)]/T$  for the different compounds. As expected for the half-filled  $4f$  shell the magnetic entropy  $S_{mag} = N_A k_B \ln(2S+1)$  with  $S = 7/2$  is approached in most cases (lines). For  $\text{GdAgMg}$  (symbols) this is, however, only the case when the entropy changes due to both transitions are considered (see text).

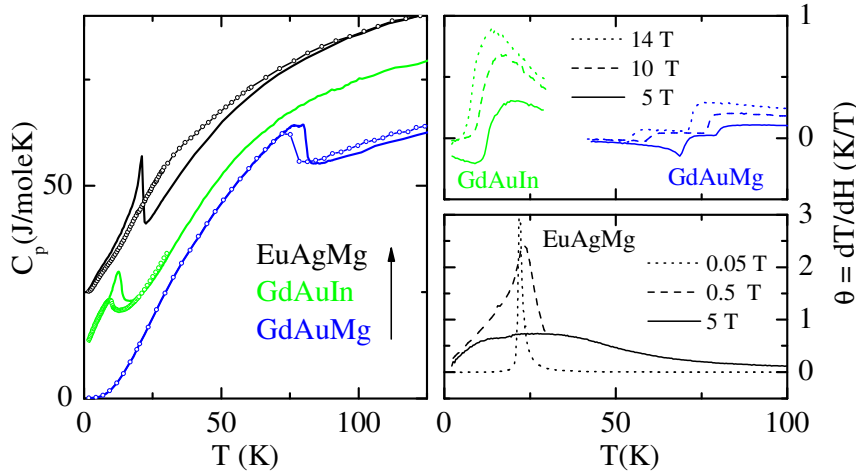
be much smaller than the  $4f$  contribution of  $S_{mag} = N_A k_B \ln(2S+1) \simeq 17.3 \text{ J/moleK}$  ( $N_A$  and  $k_B$  denote Avogadro's and Boltzmann's constant, respectively). We assume that the total entropy consists of the sum of magnetic, phononic and electronic contributions, i. e.

$$S = S_{mag} + S_{ph} + S_{el} . \quad (1)$$

In order to separate the magnetic ( $C_{mag}$ ) from the sum of the phononic ( $C_{ph}$ ) and the electronic contribution ( $C_{el}$ ) we estimate  $C_{ph} + C_{el}$  of the (anti-)ferromagnetic compounds by using the measured  $C_p(T)$  of the isostructural paramagnets, for which  $C_{mag} = 0$ . As a typical example, we show the analysis for  $\text{EuAuMg}$  in the right panel of figure 6, where  $C_p(T)$  of  $\text{YbAuMg}$  has been used to estimate  $C_{ph}(T)$  of  $\text{EuAuMg}$ . For this estimate we rescale the temperature axis of  $C_p^{\text{YbAuMg}}$  until it agrees to the measured  $C_p^{\text{EuAuMg}}$  in the temperature range above  $T_c$ . In this particular case a 6% rescaling  $T' = 0.94 \cdot T$  causes a very good agreement up to the highest temperature (even at 300K the curves deviate by less than 1%). The entropy change due the phase transition is then calculated from the difference  $\Delta C_p(T) = C_p^{\text{EuAuMg}}(T) - C_p^{\text{YbAuMg}}(T')$  via integration  $\Delta S(T) = \int \Delta C_p(T')/T' dT'$ . In all cases the integration constant has been chosen such that above the phase transition  $S_{mag} \simeq 17.3 \text{ J/moleK}$  is reached as it is expected for an  $S = 7/2$  system.

The right panel of figure 6 shows the calculated entropy changes. We find that  $S_{mag}(T)$  strongly decreases below the ordering temperature and roughly approaches zero for vanishing temperature for all compounds except for  $\text{GdAgMg}$ . This is clear evidence that the magnetic phase transitions can be viewed as an ordering of a system with localized  $S = 7/2$  moments. In other words, the hybridization of the





**Figure 7.** Left: Specific heat in zero (–) and a finite magnetic field (○) of 5 T (EuAgMg) or 10 T (GdAuIn and GdAuMg). For clarity the curves of the different compounds are shifted with respect to each other. Right: Differential magnetocaloric effect  $\Theta = \frac{\partial T}{\partial H}$  of the different compounds for various magnetic-field strengths (see text).

$4f$  states with the valence bands and/or a polarization of the valence bands hardly influence  $S_{mag}$ . For GdAgMg the situation is more complex. Here, the entropy change connected with the proposed magnetic ordering at  $T_c \simeq 39.5$  K amounts only to about 50% of the expected 17.3 J/moleK. In the right panel of figure 6 this is shown by the open symbols, which are obtained when we estimate the phononic background  $C_{ph}^{GdAgMg}$  by scaling  $C_p^{LaAgMg}$  such that it coincides with the measured  $C_p^{GdAgMg}$  above about 40 K (see upper curves in the left panel of figure 6). However, it is also possible to scale  $C_p^{LaAgMg}$  such that it fits the measured  $C_p^{GdAgMg}$  only above the upper transition, i.e. above about 130 K. In this case the difference between both curves yields the sum of the entropy changes due to both transition. As it is shown by the full symbols in the right panel of figure 6 the total entropy change is again close to the expected  $S_{mag} \simeq 17.3$  J/moleK. This indicates that for GdAgMg a partial ordering of the magnetic moments sets in already below  $T_c^1 \simeq 125$  K and the complete ordering is obtained only below  $T_c^2 \simeq 125$  K. We have also performed DC magnetization measurements as a function of temperature on that sample, but we could not resolve any anomaly around 125 K. However, some small additional features, which start below about 120 K, have been observed in AC susceptibility measurements.[10]

The specific heat of the paramagnetic La- and Yb-based compounds does not show any measurable magnetic-field dependence. For the antiferromagnetic materials GdAuIn and GdAuMg the specific-heat anomaly is systematically shifted towards lower temperature with increasing field. As shown in the right panel of figure 7,  $T_N$  decreases from  $\simeq 13.5$  K to  $\simeq 10$  K for GdAuIn in a field of 14 T, and from  $\simeq 81$  K to  $\simeq 78$  K for GdAuMg. In figure 7 we also present the magnetic-field influence on  $C_p$  for the ferromagnet EuAgMg. Here, the transition is almost completely smeared out already in a field of 5 T. This is typical for ferromagnets because larger fields cause a strong magnetization already well above the zero-field  $T_c$  and the magnetization does

not develop spontaneously below a critical temperature anymore. Strictly speaking, a ferromagnetic transition temperature can only be defined for zero magnetic field.

The strong magnetic-field influence on  $C_p$  around the transition temperature means that the (magnetic) entropy is strongly field dependent. Thus, these materials are of potential interest with respect for cooling or heating by adiabatic (de-)magnetization. Usually only the magnetic entropy is magnetic-field dependent and for an effective cooling  $S_{mag}$  should therefore be large, which is the case in our samples due to the large spin of  $7/2$  of the half-filled  $4f$  shell. The magnetocaloric effect, i. e. the magnetic-field induced variation of the sample temperature under adiabatic conditions, can be either directly measured or it can be calculated from measurements of specific heat and magnetization via the thermodynamic relation

$$\Theta = \frac{\partial T}{\partial H} = -\frac{T}{C} \left. \frac{\partial M}{\partial T} \right|_H. \quad (2)$$

Equation 2 yields an expression for the differential magnetocaloric effect  $\Theta$  as a function of temperature for a fixed magnetic field and the field-induced temperature change  $\Delta T = T(H_1) - T(H_2)$  can be obtained by numerical calculation from measurements in constant magnetic fields with  $H_1 \leq H \leq H_2$ .

The upper right panel of figure 7 shows the differential magnetocaloric effect of the antiferromagnetic compounds. In a field of 5 T we find for GdAuIn a small positive  $\Theta \simeq 0.3 \text{ K/T}$  above and  $\simeq -0.2 \text{ K/T}$  below  $T_N$ , and  $\Theta$  vanishes towards both, higher and lower temperatures. This behavior is expected via equation 2 from the typical behavior of an antiferromagnet. With decreasing temperature  $-\partial M/\partial T$  increases according to a Curie-Weiss law and  $C_p$  decreases. Both effects cause an increase of  $\Theta$  until  $T_N$  is reached. For low fields the magnetization usually changes its slope at  $T_N$ , and  $\Theta$  its sign. For  $T \rightarrow 0 \text{ K}$  the magnetization usually approaches a constant value, i. e.  $\Theta$  is expected to vanish. For fields lower than 5 T the temperature dependencies of the  $\Theta(T)$  curves are very similar to that of  $\Theta(T)$  in  $H = 5 \text{ T}$ . However, the absolute values of  $\Theta(T)$  are reduced, because in low fields the magnetization of an antiferromagnet is roughly proportional to the applied field, whereas  $C_p/T$  does not change too much. Therefore, the proportionality  $\Theta \propto H$  is roughly fulfilled for  $H < 5 \text{ T}$ . For higher fields the maximum of  $\Theta$  further increases, but  $\Theta$  remains positive, because the sign change of  $\partial M/\partial T$  is suppressed in large enough fields. For example, a field of 14 T causes a low-temperature magnetization of more than 80% of the saturation moment of  $7 \mu_B/\text{f.u.}$  of the half-filled  $4f$  shell. For GdAuMg one would expect a qualitatively similar behavior as observed in GdAuIn, but with smaller absolute values of  $\Theta$  due to the larger  $T_N$ . This is, however, not the case. The main difference is that  $\Theta$  only shows a step-like decrease close to  $T_N$ , whereas the sign change occurs about 10 to 15 K below  $T_N$ . This more complex behavior points towards a magnetic-field dependent reorientation of the magnetic moments. As already mentioned above, evidence for such a behavior has also been found from measurements of low-field AC susceptibility and Mössbauer spectroscopy.[12]

The lower right panel displays the differential magnetocaloric effect for ferromagnetic EuAgMg. In the lowest field of 50 mT we find a very sharp peak with  $\Theta \simeq 3 \text{ K/T}$ , which is located close to the zero-field  $T_c$ . With increasing field the peak rapidly decreases in height and strongly broadens. For example,  $\Theta$  lies between 0.6 and 0.7 K/T over a temperature range from about 10 to 40 K in a field of 5 T. Such a behavior is typical for a ferromagnet because the transition strongly smears out with increasing field. Due to the large spin the magnetocaloric effect of EuAgMg

is relatively large. However, larger effects are found e. g. in some  $RM_2$  compounds with  $R = \text{Dy, Ho, Er}$  and  $M = \text{Co, Ni, Al}$ . Here, larger magnetic entropy changes occur due to the larger  $J = L + S$  values of  $R$ , additional crystalline electric field effects, and contributions from magnetic Co.[24, 25, 26] Moreover, a so-called giant magnetocaloric effect observed in  $\text{Gd}_5(\text{Si}_2\text{Ge}_2)$  has attracted a lot of attention.[27] This giant magnetocaloric effect is related to a second-order transition from a para- to a ferromagnetic(I) state, which then transforms via a first-order transition to a ferromagnetic(I) state.

#### 4. Summary

We have performed a systematic study of the resistance and the specific heat as a function of temperature ( $2\text{ K} < T < 300\text{ K}$ ) and magnetic field (up to 14 T) on a series of rare-earth ( $RM$ ) transition-metal ( $T$ ) Mg compounds  $RETMg$  and on  $\text{GdAuIn}$ . For  $RE = \text{La (Yb)}$  the  $4f$  shell is empty (filled) and the respective compounds are paramagnetic metals, whereas the Eu- and Gd-based materials show ferro- or antiferromagnetic ordering arising from the half-filled  $4f$  shell of  $\text{Eu}^{2+}$  or  $\text{Gd}^{3+}$ . All compounds show a metallic resistivity, but the absolute values of  $\rho$  vary over three orders of magnitude from a few  $\mu\Omega\text{cm}$  in  $\text{YbAuMg}$  to  $m\Omega\text{cm}$  in  $\text{GdAuIn}$ . The absolute value of  $\rho$  increases with increasing number of valence electrons, what may arise from the different crystal structures of the di- (Yb, Eu) and trivalent (La, Gd)  $RE$ -based compounds. Both, the ferromagnetic and the antiferromagnetic ordering causes an abrupt decrease of  $\rho$  below the respective Curie- and Néel-temperature, because the scattering of charge carriers on magnetic excitations freezes out in the ordered phase. For the ferromagnets we find a large negative magnetoresistance, which is most pronounced close to  $T_c$ , where a decrease of  $\rho$  of order  $-5\%/T$  is observed for fields below 5 T. As expected, a significantly smaller decrease of  $\rho$  (of order  $-0.2\%/T$ ) is found for the antiferromagnets close to  $T_N$ . With decreasing temperature the magnetoresistance becomes weaker and for most of the magnetically ordered compounds it is positive at the lowest temperature and comparable to the positive magnetoresistance of the paramagnets. For all ferro- and antiferromagnetic compounds the magnetic ordering causes well-defined anomalies in the specific heat. Our analysis of the related entropy change clearly shows that the magnetic transitions are well described by an ordering of localized  $S = 7/2$  moments of the half-filled  $4f$  shell of  $\text{Eu}^{2+}$  or  $\text{Gd}^{3+}$ . Additional effects, e. g. from a polarization of the valence bands or a hybridization between  $4f$  states and the valence bands, play a minor role. However, for  $\text{GdAgMg}$  we find clear evidence for two transitions at 125 and 39 K. In susceptibility measurements a sizeable spontaneous magnetization is only found below 39 K, but the entropy change due to this transition is only about half as large as expected for an  $S = 7/2$  system. The expected magnetic entropy change is achieved when the sum of the entropy changes due to both transitions is considered. Thus, the specific heat data suggest that the complete magnetic order is reached via two transitions. This more complex behavior of  $\text{GdAgMg}$  is not yet understood and deserves further investigations. For both, the ferro- and the antiferromagnetic compounds we observe a sizeable magnetocaloric effect  $\Theta$ , which is most pronounced for the ferromagnets in low fields and close to  $T_c$ . For  $\text{EuAgMg}$  a relatively large  $\Theta \geq 0.6\text{ K/T}$  is present over a large field and temperature range, but this value still remains well below those observed in various other rare-earth based materials.

## Acknowledgments

We acknowledge valuable discussion with L.H.Tjeng. We thank the Degussa-Hüls AG for a generous gift of noble metals. This work was supported by the Deutsche Forschungsgemeinschaft through the priority programme SPP 1166 "Lanthanoidspezifische Funktionalitäten in Molekül und Material".

## References

- [1] Iandelli A 1994 *J. Alloys Compd.* **203** 137
- [2] Iandelli A 1992 *J. Alloys Compd.* **182** 87
- [3] Geibel C, Klinger U, Weiden M, Buschinger B and Steglich F 1997 *Physica B* **237** & **238** 202
- [4] Pöttgen R, Hoffmann R-D, Renger J, Rodewald U Ch and Möller M H 2000 *Z. Anorg. Allg. Chem.* **626** 2257
- [5] Fickenscher Th and Pöttgen R 2001 *J. Solid State Chem.* **161** 67
- [6] Johrendt D, Kotzyba G, Trill H, Mosel B D, Eckert H, Fickenscher Th and Pöttgen R 2002 *J. Solid State Chem.* **164** 201
- [7] Kraft R, Kotzyba G, Hoffmann R-D and Pöttgen R 2002 *Z. Naturforsch.* **57b** 488
- [8] Fickenscher Th, Hoffmann R-D, Kraft R and Pöttgen R 2002 *Z. Anorg. Allg. Chem.* **628** 667
- [9] Gibson B J, Das A, Kremer R K, Hoffmann R-D and Pöttgen R 2002 *J. Phys.: Condens. Matter* **14** 5173
- [10] Latka K, Kmiec R, Pacyna A W, Tomkowicz T, Mishra R, Fickenscher T, Piotrowski H, Hoffmann R-D and Pöttgen R 2002 *J. Solid State Chem.* **168** 331
- [11] Kraft R, Fickenscher Th, Kotzyba G, Hoffmann R-D and Pöttgen R 2003 *Intermetallics* **11** 111
- [12] Latka K, Kmiec R, Pacyna A W, Fickenscher Th, Hoffmann R-D and Pöttgen R 2004 *Solid State Sci.* **6** 301
- [13] Krypyakevich P I, Markiv V Ya and Melnyk E V 1967 *Dopov. Akad. Nauk. Ukr. RSR, Ser. A* 750
- [14] Dwight A E, Mueller M H, Conner, Jr. R A, Downey J W and Knott H 1968 *Trans. Met. Soc. AIME* **242** 2075
- [15] Zumdick M F, Hoffmann R-D and Pöttgen R 1999 *Z. Naturforsch.* **54** 45
- [16] Shoemaker C B and Shoemaker D P 1965 *Acta Crystallogr.* **18** 900
- [17] Pöttgen R, Kotzyba G, Görlich E. A, Latka K and Dronskowski R 1998 *J. Solid State Chem.* **141** 352
- [18] Pöttgen R, Gulden Th and Simon A 1999 *GIT Labor-Fachz.* **43** 133
- [19] Kußmann D, Hoffmann R-D and Pöttgen R 1998 *Z. Anorg. Allg. Chem.* **624** 1727
- [20] Yvon K, Jeitschko W and Parthé E 1977 *J. Appl. Crystallogr.* **10** 73
- [21] See e. g. Ziman J M 1963 *Electrons and Phonons* (London: Oxford University Press) p 492
- [22] For the La-based compounds we cannot show the Kohler plot, because we have performed only one field dependent  $\rho$  measurement ( $\rho$  (14 T) of LaAgMg).
- [23] For YbAuMg there is a very tiny anomaly in  $C_p(T)$  around 2.3 K, which cannot be resolved in figure 5. This anomaly is suppressed in a magnetic field of 3 T and most probably arises from a small amount of an impurity phase of Yb<sub>2</sub>O<sub>3</sub>.
- [24] von Ranke P J, Pecharsky V K and Gschneidner, Jr. K A 1998 *Phys. Rev. B* **58** 12110
- [25] von Ranke P J, Nóbrega E P, de Oliveira I G, Gomes A M and Sarthour R S 2001 *Phys. Rev. B* **63** 184406
- [26] de Oliveira N A, von Ranke P J, Tovar Costa M V and Troper A 2002 *Phys. Rev. B* **66** 094402
- [27] Pecharsky V K and Gschneidner, Jr. K A 1997 *Phys. Rev. Lett.* **78** 4494