

# Tetris Model for Granular Drag

Tomasz M. Kott<sup>1,\*</sup> and Stefan Boettcher<sup>2,†</sup>

<sup>1</sup>*Physics Department, Bucknell University,  
Lewisburg, Pennsylvania 17837, USA*

<sup>2</sup>*Physics Department, Emory University, Atlanta, Georgia 30322, USA*

(Dated: November 23, 2018)

## Abstract

Motivated by recent experiments on objects moved vertically through a bed of glass beads, a simple model to study granular drag is proposed. The model consists of dimers on a slanted two-dimensional lattice through which objects are dragged very slowly to obtain full relaxation between moves. Such an approach avoids complications due to static friction in more realistic off-lattice models, and provides for fast simulations at large system sizes. The upward motion of objects of various diameters embedded in the lattice is simulated and close resemblance with the experiments is found.

PACS numbers: 45.70.Cc, 45.70.Mg, 83.80.Fg

---

\*Electronic address: tkott@bucknell.edu

†Electronic address: sboettc@emory.edu

## I. INTRODUCTION

Activated dynamics of granular materials, such as sand, exhibits a fascinating range of behaviors [1, 2]. For example, sand can behave like a fluid when driven or poured from a container. When at rest, it adopts a solid state, such as dry sand on a beach. In the limit of slow driving, a combination of these behaviors ensue, as recent experiments [3, 4] demonstrate.

In these experiments [3], a granular bed of glass beads of various sizes is poured into a wide and deep dish, so that the open surface on top is relatively smooth. Objects mounted rigidly on a device that measures the support force are vertically plunged in or withdrawn from the bed. As the object is extracted, particles displaced by the object behave as a solid, moving up en-masse. Particles slide down intermittently, relaxing into open holes, especially around the object itself. At short times, jamming and avalanching, or stick-slip, motion is prevalent, while over long periods a convective, turbulent motion occurs indicating fluid-like behavior. Apparently similar phenomena arise when an object is plunged slowly into a bed, although the forces on the object are significantly larger for the relatively shallow beds considered.

The obtained data in Ref. [3] shows various interesting scaling behaviors, regardless of the extraction or plunging of the object. For instance, the variations of the observed average forces as a function of depth for different object diameters  $D$  can be collapsed by a simple rescaling of the force with its buoyancy and of the depth with  $D$ , independent of the grain size in the bed.

Intuitively, one would expect that plunging down through such a granular bed would always involve larger forces than withdrawing the same object. On the way down, the object has to work against force chains [5, 6, 7] communicating the effect of the rigid boundary conditions at the bottom (and sides [8]) of the bed, while on the way up, force chains terminate at the open, force-free boundary at the top of the bed. Hence, it comes as a surprise that in the experiment [3] the force as a function of the depth of the object within the bed increases with a steeper power-law for withdrawing than for plunging. This suggests that at large depths (much larger than attainable in those experiments) the force of withdrawing will eventually cross-over and exceed the force of plunging.

As the experiment (and our model here) shows, an object slowly withdrawn from a

granular bed with a two-dimensional geometry has to lift up a bulk of interlocked material whose weight grows like  $z^\lambda$ ,  $\lambda \approx 2$ , with increasing depth  $z$  (measured down from the open boundary). In contrast, it appears that a plunging object, failing to displace any bulk of material against the rigid boundary below, descends by *locally rearranging* material, for which relevant forces merely increase with  $z$  in as much as the local pressure in the bed depends on  $z$ . Accordingly, in the experiment plunging forces increase only slightly more than linear with  $z$ .

Unfortunately, our model does not allow for the study of plunging, for which the consideration of frictional forces appears essential. In this report, we propose a simple two-dimensional model for the withdrawal of objects from granular beds. Inspired by the ‘‘Tetris’’ model [9], it ignores many characteristics of granular materials, such as friction, to drastically simplify simulations. Results show that the simulation model exhibits both fluid and solid behaviors, as well as the characteristic stick-slip motion of granular materials. Additionally, we reproduce the same data collapse found in the withdrawal experiment, with similar scaling exponents.

## II. TETRIS MODEL FOR DRAG

In this model, dimers cover a link and the two adjacent lattice sites and are placed on a square-lattice that is tilted by  $45^\circ$  with respect to the direction of gravity. These dimers, once dropped, retain their orientation permanently in the lattice, leaning either right or left. No two dimers can overlap, neither completely on the link nor partially on any of the adjacent lattice sites. When pushed or chosen for an update, dimers move according to the rules depicted in Fig. 1. These minimally irregularly-shaped particles lead to complex, frustrated configurations with many uncovered sites, merely due to the excluded volume effect.

On the computer, we initially place dimers into the lattice, starting from a rigid bottom, row-by-row, in random sequential order within each row to avoid super-rough surfaces generated by purely random deposition [10]. At each site, dimers can initially choose random orientations. Placements forbidden due to the excluded volume are rejected, which leads to the formation of voids. The system’s width, which has periodic boundaries, is always chosen sufficiently large to avoid boundary effects. Once initialized, we insert from the bottom an

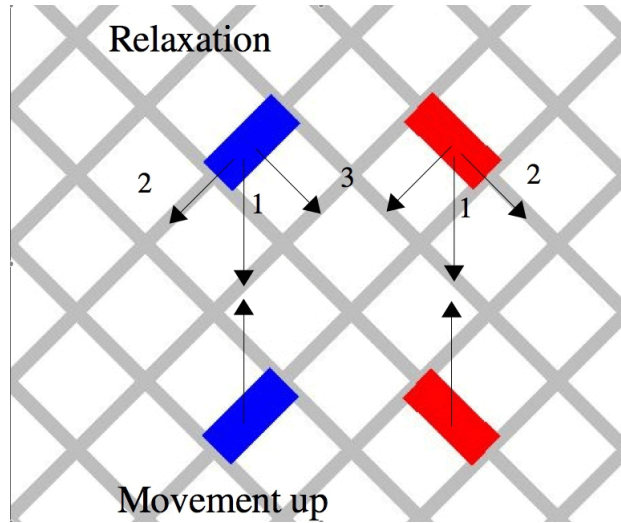


FIG. 1: (Color online) Depiction of the basic update steps. When pushed from below, dimers of either orientation can only move straight up one lattice unit, in turn pushing rigidly against everything above that occupies the targeted link, or even just one of the adjacent vertices. On the way down, unobstructed particles drop down (1) much in the same way they are moved up. Obstructed particles instead will slide first along their axis (2), or otherwise in the direction orthogonal to their axis (3). Completely jammed particles do not move at all. Note that a particle can only move when the targeted link and both adjacent vertices are unoccupied.

object spanning a number  $D$  of lattices spacings. After each upward move (by one lattice spacing) of the object, the granular bed of dimers is updated, following the rules in Fig. 1. Fig. 2 shows the complete cycle, beginning with the object movement. Starting from the surface of the object, particles are tagged if they need to move up due to a displacement of the object or other particles below them. This process ends only at some void or, more likely, at the open surface. The weight of all the tagged particles (marked green in Fig. 2) constitute the force needed to move the object at that time. After that force is recorded, all tagged particles are moved up in parallel. Then, random sequentially in each row from the bottom to the top, particles are allowed to relax by sliding into available voids below them, according to the rules in Fig. 1. This relaxation process may have to be repeated, until all particles again have a stable support. At this point, the object once again moves up and all preceding steps are reiterated.




FIG. 2: (Color online) Visualization of the lifting of an object (black diamond) through a granular medium of randomly arranged dimers (red for left-leaning, blue for right-leaning) on a slanted lattice. (Note the presence of voids in the lattice.) Green-marked dimers on left panel are those that were forced to move when the object displaces one lattice spacing upward. The weight of these green dimers provides the measured force at that time-step. Note the line of voids along the interface of the green cluster. Middle panel shows the system after a total relaxation of all dimers that can find a void below to slide in. This relaxation is iterated from the bottom to the top, until no more moves are possible. All dimers that have moved during relaxation are marked orange, showing the breadth of activity along the interface between lifted and originally stationary particles. Right panel shows the cluster of (green) particles being lifted at the next time step.

### III. SIMULATION RESULTS

In Fig. 3 we plot the average force on the object, given by the lifted mass, as a function of the depth  $z$ . We find data collapse of the average force vs. depth by rescaling with the object diameter  $D$  in the same way as was found for the experimental data [3]. The force varies minutely faster than quadratically with depth, indicating that the object lifts a wedge of bulk material with a slightly outward-curving interface.

We let the location  $z_{\mathcal{I}}(r) > 0$  of the interface as a function of the distance  $r$  from the path of the object (in two dimensions) have the functional form of a “poweroid” [11],

$$z_{\mathcal{I}}(r) = z - Ar^{\alpha}, \quad (1)$$

where  $A$  and  $\alpha$  are constants. In this case, the mass, the area within poweroid, scales with the depth of the object  $z^{\lambda}$ , with  $\lambda = 1 + 1/\alpha$ . In Fig. 2, the interface seems to be

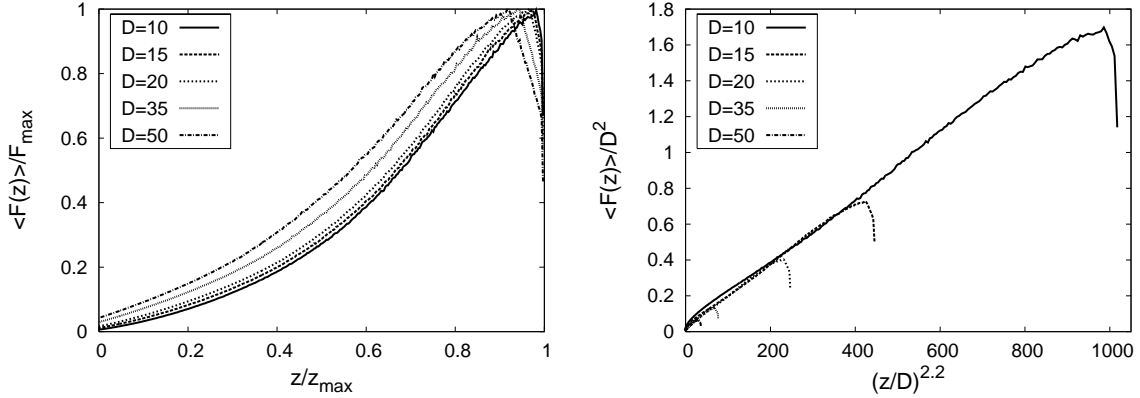


FIG. 3: Plot of the data for the force versus depth  $z$  on objects of various diameter  $D$  due to the lifted mass (see Fig. 2). The raw data is shown on the left, and its scaling collapse on the right. The force, rescaled by the “buoyancy” of the object (of volume  $\sim D^2$ ), seems to vary slightly stronger than quadratically with the rescaled depth,  $z/D$ , in a manner that only depends on the ratio between object size  $D$  and particle size. This was also found in the experiments, albeit with an apparent exponent  $\lambda < 2$ . As Fig. 2 shows, the lifted cluster at each step is nearly triangular, i. e. of volume  $\sim z^2$  (but widely fluctuating in size due to the disorder).

almost linear,  $\alpha \approx 1$ , consistent with a quadratic relation,  $\lambda \approx 2$ . The experiments find an exponent of  $\lambda \approx 1.6$  for lifting a long horizontal bar of width  $D$ , which is comparable to our two-dimensional geometry. This indicates that the lifted wedge has a more parabolic cross-section,  $\alpha \approx 1.7$ . It appears that frictional forces, absent in the model, allow steeper overhangs on both sides of the interface between moving and stationary particles.

Fluctuations between the forces on the object during its upward motion seem to be entirely uncorrelated, both in the experiments as well as in our simulations. In Fig. 4 we merely show one generic instance of the changes in mass lifted (relative to the total mass lifted at that point) between consecutive upward steps [12]. Both sets of data show the same random characteristics, and the corresponding correlation functions are essentially trivial. This suggests that the interface between moved and stationary particles fluctuates randomly and without long-term memory between consecutive moves.

The model also exhibits stick-slip behavior without any additional assumptions about friction or other forces. The irregular shape of the particles permits the creation of voids behind the withdrawing object by jamming the passage of other particles into the wake, as Fig. 5 shows. Thereby, the weight resting on the object remains high (“stick”) until the

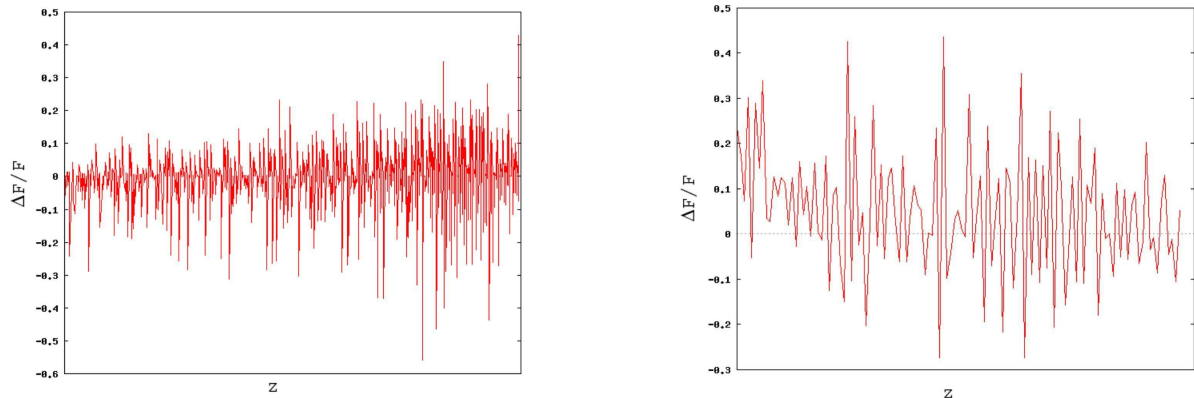


FIG. 4: Plot of the relative fluctuations as a function of depth  $z$  in the forces  $\Delta F/F$  on the object between consecutive upward moves for the experimental (left) and the simulation data (right). Shown is the data for a generic run.

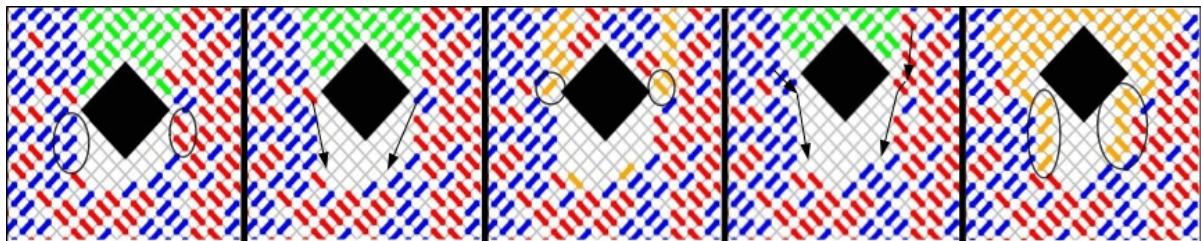


FIG. 5: (Color online) Sequence of motion of particles in the wake of a moving object. Far left, jammed particles (circled) leave a void behind the object. Near left, the upward motion of the object provides an opening for particles to spill into this void, until another jam ensues, shown circled in the center panel. (All moved particles are shaded orange.) Only in the next upward move (near-right panel) is this jam overcome and a significant number of particles pour into the void (far-right panel) to ease the weight on the object.

jam is resolved by moving the object further up and particles can pour in to fill the void (“slip”). This stick-slip behavior occurs throughout a run, creating large fluctuations in the mass lifted (see Fig. 4).

In addition to measuring the force on the object, we have tracked tracer particles to study the transport of particles during the upward motion of the object in more detail. As a result, we find fluid-like behavior over these longer periods. As Fig. 6 indicates, there exists a convective-like motion among the particles. This convective zone does not seem to

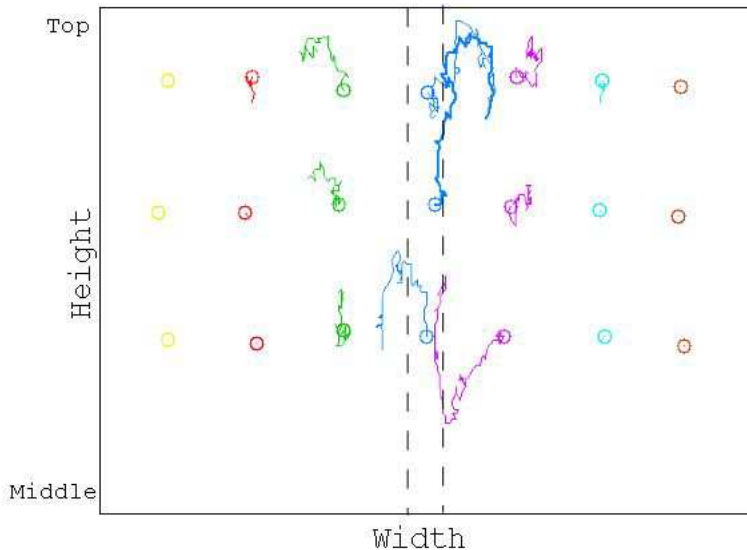


FIG. 6: (Color online) Plot of the motion of certain tracer particles during the upward motion of an object through a granular bed. Shown are the track, bottom to top, of the object (approximate area between vertical lines), the initial locations of tracer particles (circles) and their subsequent tracks (full lines). Even particles within the wedge of moved material experience only small overall displacements, unless they are very close to the track of the moving object. Those particles are first moved up and outward, then fall down and in toward the wake of the object (see Fig. 5).

penetrate far from the track of the (slow-moving) object.

#### IV. CONCLUSIONS

We have introduced a simple model for vertical granular drag and presented some preliminary simulation results which convey the major aspects of granular motion, including the solid, fluid and stick-slip behaviors. The strength of this model lies in its simplicity. Without major assumptions about forces such as friction or electrostatics, this simulation replicates, to good agreement, experimental data. In particular, the model reproduces the essential scaling collapse found for the corresponding experiments [3].

Future extension of this model could involve the study of fast-moving objects, where the velocity could be tuned by prematurely stopping the updates in the relaxation process. Another interesting application of this model concerns motion of an object at any angle, but only above the horizontal. Essential for the applicability of our current model is that any stress induced by the motion can be relieved at the open surface.



## Acknowledgments

We would like to thank Stephan Koehler for sharing his time explaining his experiment as well as sharing his data. Tomasz Kott would like to thank Emory University for its hospitality and the Howard Hughes Medical Institute for supporting this research through grant #52003727. This work was also supported under grant #0312510 of the Division of Materials Research at the National Science Foundation.

- 
- [1] H. Jaeger, S. Nagel, and R. Behringer, *Physics Today*, April 1996, p. 32-38.
  - [2] P. Bak, C. Tang, and K. Wiesenfeld, *Phys. Rev. Lett.* **59**, 381-384 (1987).
  - [3] G. Hill, S. Yeung, and S. A. Koehler, *Europhys. Lett.* **72**, 137-143 (2005).
  - [4] R. Albert, M. A. Pfeifer, A.-L. Barabasi, and P. Schiffer, *Phys. Rev. Lett.* **82**, 205 (1999).
  - [5] C.-H. Liu, S. R. Nagel, D. A. Schecter, S. N. Coppersmith, S. Majumdar, O. Narayan, and T. A. Witten, *Science* **269**, 513-515 (1995).
  - [6] B. J. Miller, C. Hearn, and R. P. Behringer, *Phys. Rev. Lett.* **77**, 3110-3113 (1996).
  - [7] J. E. S. Socolar, P. Claudin and D.G. Schaeffer, *Eur. Phys. J. E* **7**, 353-370 (2002).
  - [8] L. Vanel, Ph. Claudin, J.-Ph. Bouchaud, M. E. Cates, E. Clement, and J. P. Wittmer, *Phys. Rev. Lett.* **84**, 1439-1442 (2000).
  - [9] E. Caglioti, V. Loreto, H. Hermann, and M. Nicodemi, *Phys. Rev. Lett.* **79**, 1575 (1997).
  - [10] *Fractal Concepts in Surface Growth*, A.-L. Barabasi and H. E. Stanley (Cambridge University, Cambridge, 1995).
  - [11] See <http://mathworld.wolfram.com/Poweroid.html>.
  - [12] Since in the experiment the object moves continually, we had to discretize the data appropriately.