

The Scaling Limit Geometry of Near-Critical 2D Percolation

Federico Camia *

Department of Mathematics, Vrije Universiteit Amsterdam

Luiz Renato G. Fontes †

Instituto de Matemática e Estatística, Universidade de São Paulo

Charles M. Newman ‡

Courant Inst. of Mathematical Sciences, New York University

June 21, 2018

Abstract

We analyze the geometry of scaling limits of near-critical 2D percolation, i.e., for $p = p_c + \lambda\delta^{1/\nu}$, with $\nu = 4/3$, as the lattice spacing $\delta \rightarrow 0$. Our proposed framework extends previous analyses for $p = p_c$, based on SLE_6 . It combines the continuum nonsimple loop process describing the full scaling limit at criticality with a Poissonian process for marking double (touching) points of that (critical) loop process. The double points are exactly the continuum limits of “macroscopically pivotal” lattice sites and the marked ones are those that actually change state as λ varies. This structure is rich enough to yield a one-parameter family of near-critical loop processes and their associated connectivity probabilities as well as related processes describing, e.g., the scaling limit of 2D minimal spanning trees.

Keywords: scaling limits, percolation, near-critical, minimal spanning tree, finite size scaling.

*E-mail: f.camia@few.vu.nl

†E-mail: lrenato@ime.usp.br

‡E-mail: newman@courant.nyu.edu

1 Introduction

A geometric analysis of the continuum scaling limit (where the lattice spacing $\delta \rightarrow 0$) of critical two-dimensional percolation has been carried out in recent years. In the case of site percolation on the triangular lattice, this analysis, which built on work of Cardy [10], Aizenman [1, 2] and Aizenman and Burchard [3], is now entirely rigorous. First Schramm [19] focused on the critical percolation “exploration path” and identified the only plausible candidate for its scaling limit as chordal SLE_6 (the Schramm-Loewner Evolution with parameter $\kappa = 6$ [19]). Then Smirnov [18] proved convergence of crossing probabilities for the triangular lattice to the conformally invariant Cardy formulas [10] and sketched an argument for the convergence of the exploration path to SLE_6 (see [9] for a detailed proof of this convergence) and finally Camia and Newman constructed [8] a certain loop process and proved convergence to it [9] of the “full scaling limit” on the triangular lattice – i.e., proved that the collection of the boundaries of all the (macroscopic) critical clusters converges in distribution to that process of countably many continuum nonsimple loops in the plane.

Some properties of this critical loop process will be reviewed in Section 2. Meanwhile, we point out one crucial feature that plays a key role throughout this paper – namely that although there is no self-crossing of a loop or crossing of different loops, there is a considerable amount of self-touching of loops (i.e., the loops are non-simple) and touching between different loops. These *double points* of the loop process in the plane, as we will discuss in Section 3, are exactly the continuum limits of “macroscopically pivotal” lattice locations; each such site (or bond, depending on the microscopic model in question) is microscopic, but such that a change in its state (e.g., black to white or closed to open) has a macroscopic effect on connectivity. For site percolation on the triangular lattice (or equivalently random black/white colorings of the hexagonal lattice – see Figure 1), a macroscopically pivotal site is a hexagon at the center of four macroscopic arms with alternating colors – see Figure 2.

The critical value for triangular lattice site percolation (or square lattice bond percolation) with probability p of a site being white (or a bond being open) is $p = 1/2$. The main purpose of this paper is to propose, and then analyze, a geometric framework for scaling limits of *near-critical* models where $p = 1/2 + \lambda\delta^\theta$ as $\delta \rightarrow 0$ with $\lambda \in (-\infty, \infty)$ and θ chosen so that macroscopic connectivity functions in the scaling limit have a nontrivial dependence on λ . We note that scaling theory [23] and the results of [6] indicate that the correct




Figure 1: Finite portion of a (site) percolation configuration on the triangular lattice with each hexagon representing a site assigned one of two colors. In the critical percolation model, colors are assigned randomly with equal probability. The cluster boundaries are indicated by heavy lines; some small loops appear, while other boundaries extend beyond the finite region depicted.

choice is $\theta = 1/\nu = 3/4$, where ν is the correlation length exponent. Except for Section 6, we will focus on site percolation on the triangular lattice, or equivalently, random colorings of the hexagonal lattice.

The analysis done in this paper is nonrigorous since our purpose here is not to prove theorems but rather to propose a *conceptual* framework rich enough to treat scaling limits of near-critical percolation and of related lattice objects like the minimal spanning tree. We hope however that our framework will be the foundation for an eventual detailed rigorous analysis of near-critical and related two-dimensional scaling limits.

The framework we propose, based on a “marking process” for the double points of the critical ($\lambda = 0$) full scaling limit of [8, 9], is presented in Section 3 below. It provides a random marking of countably many double points, with each of these labelled by a number in $(-\infty, \infty)$ representing the value of λ at which that double point changes its state and hence correspondingly changes macroscopic connections, loops, etc. This yields a realization on a single probability space of all the scaling limits as λ varies in $(-\infty, \infty)$. We

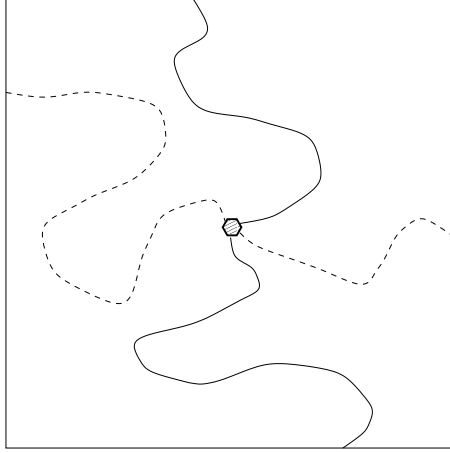


Figure 2: Schematic diagram of a macroscopically pivotal hexagon at the center of four macroscopic arms with alternating color. The full and dashed lines represent paths of white and black hexagons respectively.

point out that most double points are not marked since they do not change their state for a finite value of λ (in the limit $\delta \rightarrow 0$) – it is only the marked ones that change. We also note that an analogous, but simpler, marking procedure involving double points of the “Brownian web” has been used in [13] to perturb around the scaling limit of zero-temperature coarsening models in one plus one dimensional space-time.

In Section 4 we explain how the original full scaling limit at the critical point (what we now call the $(\lambda = 0)$ -loop process) and the marking of double points are together sufficient to yield the scaling limit, simultaneously for all λ , of connectivity probabilities and cluster boundary loops in the lattice model with $p = 1/2 + \lambda\delta^\theta$. In Section 5 we analyze the percolation transition for the continuum model as λ varies and give a description of what is seen for $\lambda \neq 0$ inside the critical scaling window, i.e., on a spatial scale (of the order of one correlation length) where the system continues to look critical. Finally, in Section 6 we discuss another natural scaling limit that should be constructible from the 0-loop process combined with marked double points – namely, the continuum minimal spanning tree (MST). This will be explored in more detail along with other scaling limits, such as of the tree dual to the MST, the lattice filling curve that separates the two trees, the λ -exploration path, invasion percolation, and dynamical percolation [14, 16, 21], in another

paper [7].

At the discrete level, objects like the MST are most easily described for bond percolation on the square lattice, so in the last section we will focus on that microscopic model in our discussions. On the other hand, the self-matching property of the triangular lattice, such that the percolation process and its dual live on the same lattice, makes that lattice particularly convenient to work with, so we will use that discrete model in the rest of the paper. It is also the case that all the *rigorous* work about the scaling limit of percolation is so far limited to site percolation on the triangular lattice. Of course, because of universality, the choice of lattice should not be relevant after the scaling limit is taken.

2 The Critical Loop Process

2.1 General Features

At the percolation critical point, with probability one there is no infinite cluster (rigorously proved only in two dimensions and high dimension); therefore the percolation cluster boundaries form loops (see Figure 1). We will refer to the continuum scaling limit (as the mesh δ of the lattice goes to zero) of the collection of all these loops as the continuum nonsimple loop process; its existence and some of its properties have been obtained in [8, 9]. We note that the cluster boundaries are naturally directed so that, for example, following a boundary according to its direction, white is to the left and black to the right. This gives to the collection of all boundaries a nested structure in which loops of opposite orientation alternate. The limiting (as $\delta \rightarrow 0$) loops also have this property.

The continuum nonsimple loop process can be described as a “conformally invariant gas” of loops, or more precisely, a conformally invariant probability measure on countable collections of continuous, nonsimple, noncrossing, fractal loops in the plane. The loops can and do touch themselves and each other many times, but there is zero probability for the occurrence of any triple points; i.e., no three or more loops can come together at the same point, and a single loop cannot touch the same point more than twice, nor can a loop touch a point where another loop touches itself.

Any deterministic point z in the plane (i.e., chosen independently of the loop process) is surrounded by an infinite family of nested loops with di-

ameters going to both zero and infinity. Consequently, any two distinct deterministic points of the plane are separated by loops winding around each of them. However, any annulus about the deterministic point z with inner radius $r_1 > 0$ and outer radius $r_2 < \infty$ contains only a finite number $N(z, r_1, r_2)$ of loops surrounding z . Another important property of the loop process is that any two loops are connected by a finite “path” of touching loops.

A continuum nonsimple loop process with the same distribution as the full scaling limit of critical percolation can be constructed directly by an inductive procedure in which each loop is obtained as the concatenation of an SLE_6 path with (a portion of) another SLE_6 path (see Subsection 2.2). This procedure is carried out first in a finite region D of the plane, and then an infinite volume limit, $D \rightarrow \mathbb{R}^2$, is taken (see [8, 9]).

Two simple examples of the type of connectivity/crossing probabilities that can be expressed in terms of the continuum nonsimple loop process are given below. The formulation of these connectivity/crossing probabilities in terms of a conformally invariant loop process implies the conformal invariance of such quantities (early discussions of scaling limits of connectivity functions and of the consequences of conformal invariance for such quantities are given in [1, 2]). The examples will also highlight the natural nested structure of the collection of percolation cluster boundaries in the scaling limit.

Consider first an annulus centered at z with inner radius r_1 and outer radius r_2 (see Figure 3). The scaling limit $P(r_1, r_2)$ of the probability of a crossing of the annulus (by crossing here we refer to a “monochromatic” crossing, i.e., a crossing by either of the two colors – see Figure 1) can be expressed in terms of the loop counting random variable $N(z, r_1, r_2)$ defined above: $P(r_1, r_2)$ is the probability that $N(z, r_1, r_2)$ equals zero. More generally, $N(z, r_1, r_2)$ represents the scaling limit of the minimal number of cluster boundaries traversed by paths connecting the inner and outer circles of the annulus.

An example with more geometric structure involves two disjoint discs D_1 and D_2 in the plane and the scaling limit $P(D_1, D_2)$ of the probability that there is a crossing from D_1 to D_2 (see Figure 4). Here we let N_1 denote the number of distinct loops in the plane that contain D_1 in their interior and D_2 in their exterior, and define N_2 in the complementary way. The scaling limit of the minimal number of cluster boundaries that must be crossed to connect D_1 to D_2 is $N_1 + N_2$, and $P(D_1, D_2)$ is the probability that $N_1 = N_2 = 0$. In the latter case, whether there is a white crossing between D_1 and D_2 or a

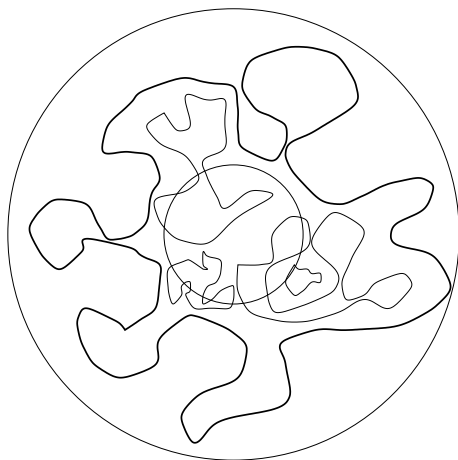


Figure 3: An annulus whose inner disc is surrounded by a loop. There is no monochromatic crossing between the inner and outer discs. Other loops are shown in the figure, but they do not affect the connectivity between the inner and outer discs.

black crossing or both will be discussed in Section 4 below.

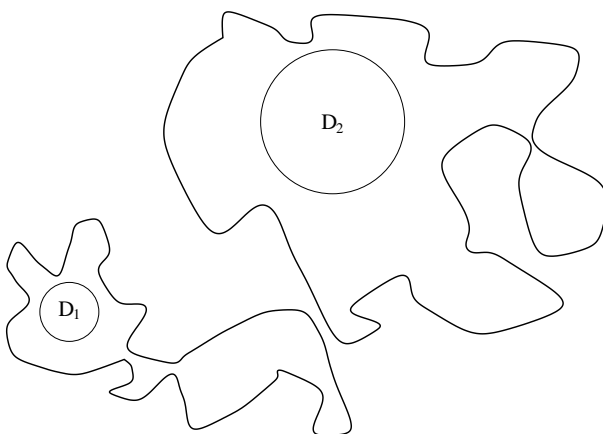


Figure 4: Each one of the two disjoint discs in the figure is surrounded by a loop that has the other disc in its exterior. The minimal number of cluster boundaries that must be crossed to connect the two discs is two.

One can also consider, as in [1, 2], the probability that a single monochro-

matic cluster in the exterior E of the union of m disjoint discs (or other regions) connects all m disc boundaries. In the scaling limit, this can be expressed as the probability of the event that there is a single continuous (nonsimple) curve in E touching all m disc boundaries that *does not cross any of the loops of the continuum nonsimple loop process*.

We remark that the continuum nonsimple loop process described in this section is presumably just one example of a family of “conformal loop ensembles” (see [24, 20, 22]) that are related to SLE and to the Gaussian free field, and are conjectured to describe the full scaling limit of many statistical mechanics models besides percolation, such as Ising, Potts and $O(N)$ models.

2.2 Construction of a Single Loop

We will not give here the inductive construction of the full scaling limit (see [8, 9]), but in order to familiarize the reader with the loop process, we explain in this subsection how to construct a single loop by using two SLE_6 paths inside a domain D whose boundary is assumed to have a given orientation – see Figure 5, where the orientation is clockwise. This is done in three steps, of which the first consists in choosing two points a and b on the boundary ∂D of D and “running” a chordal SLE_6 , $\gamma(t) = \gamma_{D,a,b}(t)$, $t \in [0, 1]$, from a to b inside D . We consider $\gamma[0, 1]$ as an oriented path, with orientation from a to b . The set $D \setminus \gamma_{D,a,b}[0, 1]$ is a countable union of its connected components, which are each open and simply connected. If z is a deterministic point in D , then with probability one, z is not touched by γ [17] and so it belongs to a unique domain in $D \setminus \gamma_{D,a,b}[0, 1]$.

The components of $D \setminus \gamma_{D,a,b}[0, 1]$ can be conveniently thought of in terms of how a point z in the interior of the component was first “trapped” at some time t_1 by $\gamma[0, t_1]$, perhaps together with either $\partial_{a,b}D$ or $\partial_{b,a}D$ (the portions of the boundary ∂D from a to b counterclockwise or clockwise respectively): (1) those components whose boundary contains a segment of $\partial_{b,a}D$ between two successive visits at $\gamma_0(z) = \gamma(t_0)$ and $\gamma_1(z) = \gamma(t_1)$ to $\partial_{b,a}D$ (where here and below $t_0 < t_1$), (2) the analogous components with $\partial_{b,a}D$ replaced by the other part of the boundary, $\partial_{a,b}D$, (3) those components formed when $\gamma_0(z) = \gamma(t_0) = \gamma(t_1) = \gamma_1(z) \in D$ with γ winding about z in a counterclockwise direction between t_0 and t_1 , and finally (4) the analogous clockwise components.

Now, let D' be a domain of type 1 (if ∂D were counterclockwise, we would take a domain of type 2) and let A and B be respectively the starting

and ending point of the excursion \mathcal{E} that generated D' . The second step to construct a loop is to run a chordal SLE_6 , $\gamma' = \gamma_{D',B,A}$, inside D' from B to A ; the third and final step consists in pasting together \mathcal{E} and γ' , keeping their orientations.

Running γ' inside D' from B to A partitions $D' \setminus \gamma'$ into new domains, all of whose boundaries have a well defined orientation, so that the construction of loops just presented can be iterated inside each one of these domains (as well as inside each of the domains of type 2, 3 and 4 generated by $\gamma_{D,a,b}$ in the first step). For the complete inductive procedure generating all the loops inside D , we refer the reader to [8, 9].

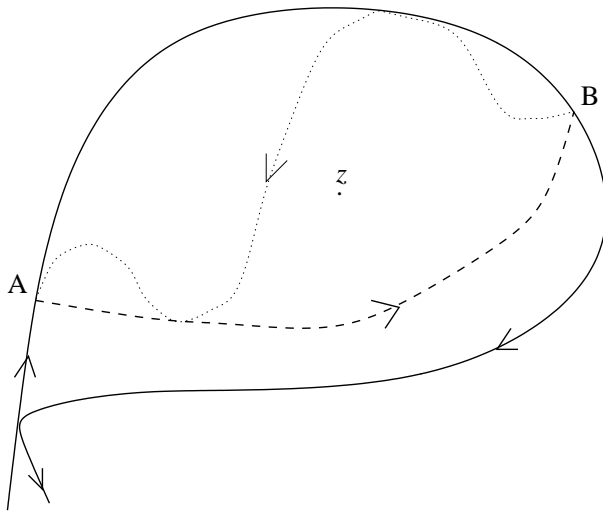


Figure 5: Construction of a continuum loop around z in three steps. A domain D is formed by the solid curve. The dashed curve is an excursion \mathcal{E} (from A to B) of an SLE_6 γ in D that creates a subdomain D' containing z . (Neither the rest of γ nor its starting and ending points, a and b , are indicated in the figure.) The dotted curve γ' is an SLE_6 in D' from B to A . A loop is formed by \mathcal{E} followed by γ' .

3 Marking Pivotal Hexagons/Double Points in the Lattice/Continuum

The coupling (i.e., the realization on a single probability space) of the λ -loop processes for all $\lambda \geq 0$ (with a symmetric picture applying for $\lambda \leq 0$) hinges on an ansatz about the evolution of macroscopic loops at the lattice level as λ increases from 0. Note first that at the lattice level, there is a standard way to couple all choices of λ by means of i.i.d. uniform $(0, 1)$ random variables U_h assigned to the hexagons, labelled by h . We then call a hexagon white for the λ -lattice model (or more simply λ -white) if $U_h \leq 1/2 + \lambda\delta^\theta$, so that a hexagon flips from black to white at the value of λ where $1/2 + \lambda\delta^\theta$ crosses the value of U_h . Note next that there are two ways in which a macroscopic loop will change macroscopically in this setting: either by merging with another macroscopic loop, or by splitting into two macroscopic loops.

The ansatz is that in both cases the change takes place by the flipping to white of single black hexagons located either where two distinct macroscopic boundary contours “touch” each other (more precisely, come to distance δ from each other), or where a single macroscopic boundary contour “touches” itself (i.e., comes to a distance δ from itself). In the first case the change from black to white will produce a new macroscopic contour; in the second case two new contours are formed (and an additional proviso of the ansatz is that both new contours are macroscopic). Each of the two cases has two subcases, as will be made more explicit in Section 4 in the context of the continuum model.

A hexagon at such a location is a black hexagon (at $\lambda = 0$) which has the macroscopic alternating four-arm property, requiring that there exist four alternating (as one goes around the hexagon) white and black macroscopic paths (of hexagons) touching the sides of the given hexagon. Such hexagons, whether they be black or white, will be termed *important*. The ansatz is that these are the only relevant hexagons, and other black hexagons (at $\lambda = 0$) do not play any (macroscopic) role when flipping to white as λ increases from 0. In particular, it should not be necessary to consider macroscopic changes produced by the flipping of two or more hexagons, each having just a microscopic effect on its own. This is so because, as λ increases, the probability of flipping two or more hexagons is negligible compared to the probability of flipping a single hexagon, and can be neglected, as long as the number of possible pairs, triplets, etc. of hexagons whose coordinated

flipping produces a macroscopic effect is not significantly larger than the number of single hexagons whose flipping has a macroscopic effect.

Suppose we denote by $N_k(\delta)$ the number of k -tuples (singlets, pairs, triplets, etc.) of hexagons in a fixed spatial region whose simultaneous flipping produces a macroscopic change (but the flipping of any $k - 1$ of them does not do so). Our ansatz relies on the hypothesis that $N_k(\delta) = o(N_1(\delta)^k)$ for $k \geq 2$. This is because the probability $p_k(\delta)$ of a significant k -tuple flip will scale as $N_k(\delta) \delta^{\theta k}$ and so $p_1(\delta) = O(1)$ will imply that $p_k(\delta) = o(1)$ for $k \geq 2$.

The flipping (black to white) of important hexagons will be governed by the uniform random variables U_h assigned to them. An important hexagon is marked with a label λ_0 if the random variable U_h assigned to it equals $1/2 + \lambda_0 \delta^\theta$. The exponent θ is chosen so that $N_1(\delta)$ scales like $\delta^{-\theta}$; at the end of this section, we discuss why $\theta = 3/4$. In the limit $\delta \rightarrow 0$, the set of marked hexagons (or rather, mark locations) along with their labels should converge in distribution to a Poissonian point process in $\mathbb{R}^2 \times (0, \infty)$. Moreover, and that is crucial, the set of marked important locations together with the ensemble of $(\lambda = 0)$ -contours should converge jointly to the above mentioned point process together with the continuum nonsimple loop process, where the Poissonian nature of the point process is conditional on the realization of the loop process. At the discrete level the λ -marks are located on macroscopic contours at touching points of two distinct such contours or at points where a single such contour touches itself (with the additional proviso mentioned earlier). The same will hold in the continuum, namely the λ -marks are located at touching points of two distinct loops or at points where a single loop touches itself.

Now let us briefly describe the merging and splitting going on to form λ -loops from continuum non-simple loops (corresponding to $\lambda = 0$) together with the λ -marks. A more complete discussion will be presented in Section 4. Let us start with the merging of two counterclockwise continuum nonsimple loops. Suppose for a moment that these two loops are isolated from the rest of the loop system, so that what we describe next makes proper sense. Without recourse to this assumption, it makes sense only in a local way; a global description is given in Section 4. We look at the marked touching points of these two loops, and select the one with the smallest λ -value, say λ_0 , which will be strictly positive by the scaling assumption (i.e., by the choice of θ). Then, as λ increases from 0 past λ_0 , the two 0-loops merge into a single counterclockwise loop using the point with the λ_0 -value, which now

becomes a point of the resulting loop where it touches itself.

The splitting of a single counterclockwise loop is similar. As in the previous paragraph, we make a simplifying (but presumably technically incorrect) assumption to avoid global considerations – in this case that among the marks appearing at the points where this loop touches itself there is a strictly positive smallest λ -value, say λ_1 . Then, as λ increases from 0 past λ_1 , the loop splits into two loops, one counterclockwise loop and a second one clockwise in the interior of the counterclockwise loop, through the point with the λ_1 -value, which now becomes a point where the resulting loops touch each other.

We end the section with an explanation of why $\theta = 3/4$. It relies on the above discussed correspondence of important points to those having the four-arm property. It is known that the probability that a unit macroscopic disk centered at a given hexagon is such that the hexagon at the center has the four arm property, with each arm touching the boundary of the disk, scales like $\delta^{5/4}$. This suggests that the number $N_1(\delta)$ of important hexagons in a fixed macroscopic volume is of order $\delta^{-2} \times \delta^{5/4} = \delta^{-3/4}$, and so in order to obtain in the limit a process of important marked points, we should scale the probability for a mark at each of the $O(\delta^{-3/4})$ important hexagons by $\delta^{3/4}$; thus $\theta = 3/4$. We note that this exponent is the same as the one of the scaling window in [6], where the scaling of the sizes of near-critical large clusters is studied. This is also the scale that makes the correlation length of order δ^{-1} , an observation that will be important later on (see Section 5).

4 Continuum λ_0 -Connectivity and the λ_0 -Loop Process

In this section we show how the marking procedure discussed in the previous section allows us to describe the scaling limit connectivity probabilities for the one-parameter family of near-critical models with $p = 1/2 + \lambda\delta^\theta$. As discussed in Section 2, in the critical case ($\lambda = 0$), two disjoint regions, D_1 and D_2 , of the plane are connected (by a monochromatic path) if there is no loop surrounding one region but not the other. This is equivalent to saying that there is a continuous path from D_1 to D_2 that does not *cross* any loops (although it can *touch* loops).

To determine whether there is a white connecting path or a black one

or both, let L_i for $i = 1, 2$ denote the smallest loop surrounding D_i . In the situation we are considering where there is a monochromatic connecting path, there are three disjoint possibilities (see Figure 6) – either (1) there is a loop L' touching both D_1 and D_2 , or (2) there is no such L' and $L_1 = L_2$, in which case we define $L = L_1 = L_2$, or (3) there is no such L' , $L_1 \neq L_2$ and L_2 surrounds L_1 (resp., L_1 surrounds L_2), in which case we define $L = L_1$ (resp., $L = L_2$). Note that in case (3), L_1 touches D_2 (resp., L_2 touches D_1). In case (1), there are both white and black connecting paths; in cases (2) and (3), there is a white but no black connecting path if L is oriented counterclockwise, and otherwise there is a black but no white connecting path.

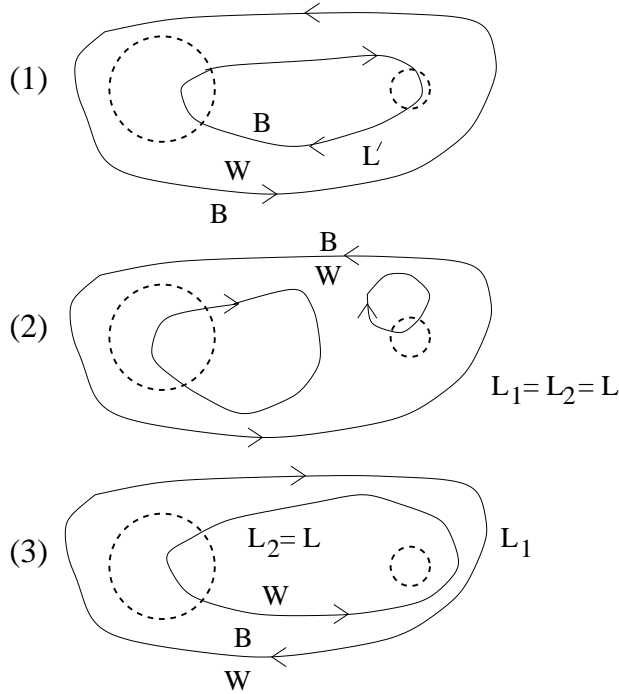


Figure 6: Examples of monochromatic connections between the disc D_1 on the left and the disc D_2 on the right. In (1), there are both white (W) and black (B) connections; in (2) and (3), there is only a white connection.

The special case in which D_1 and D_2 are single points, $D_1 = z_1$ and $D_2 = z_2$, is also included, but has to be treated with some care because

if z_1 and z_2 are arbitrary deterministic points of the plane, the probability that they are connected is zero. Nevertheless, it may be instructive to think about this special case in the lattice setting. There, if the smallest boundary loop surrounding both z_1 and z_2 has counterclockwise orientation and there is no boundary loop surrounding either of the two points but not the other, then the hexagon containing z_1 and that containing z_2 are in the same white cluster and thus there is a path of white hexagons connecting them.

Now let us consider some $\lambda_0 > 0$ and look at the λ_0 -white connections. Since this case corresponds to the scaling limit of models with $p = 1/2 + \lambda_0\delta^\theta > 1/2$, the white connectivity is “enhanced” and a λ_0 -white path from D_1 to D_2 is *allowed to cross* critical ($\lambda = 0$) loops, *provided that it only crosses them at marked sites with $\lambda \leq \lambda_0$* . For every $\lambda_0 \geq 0$, this rule defines the set of all λ_0 -white paths and connections. Using this definition, we can now consider the probability of connectivity events of the type described in Section 2 for the continuum λ_0 -percolation. For example, given an annulus with inner radius R_1 and outer radius R_2 , we can ask for the probability of the event that there is a λ_0 -white crossing of the annulus. This is the scaling limit, as $\delta \rightarrow 0$, of the corresponding probability for the discrete percolation model with $p = 1/2 + \lambda_0\delta^\theta$.

The notion of λ_0 -connectivity leads to the definition of a λ_0 -white cluster as a maximal set of points that are connected by λ_0 -white paths. In the special case of $\lambda_0 = 0$, a continuum white cluster can also be defined as the union of a counterclockwise 0-loop with its interior minus the interiors of all its daughter (clockwise) domains. This notion will appear again later, in Section 6.

The idea of λ_0 -connectivity raises a natural question concerning the percolation transition value for the continuum percolation model as λ_0 varies, where percolation in this context means the existence of a λ_0 -white path to infinity. From known properties of the critical ($\lambda_0 = 0$) model, namely that every disc is surrounded by infinitely many loops, it follows that there is no percolation for $\lambda_0 = 0$, so $\lambda_0 = 0$ is a natural candidate for the transition value. However, a priori, it could have happened that the probability of a λ_0 -white path to infinity is zero not only at $\lambda_0 = 0$, but for all (or some) $\lambda_0 > 0$. In the next section we will show that this is not the case and that the probability of a λ_0 -white path to infinity is strictly positive (in fact, equal to one, if no starting region is specified) for every $\lambda_0 > 0$.

So far we have discussed λ_0 -connectivity, but now we focus on the related notion of λ_0 -loops, i.e., the scaling limit as $\delta \rightarrow 0$ of the collection of all

boundary loops when $p = 1/2 + \lambda_0 \delta^\theta$. By analogy with the critical ($\lambda_0 = 0$) case and the definition of white paths there, the guiding idea is to define λ_0 -loops in such a way that λ_0 -white paths *do not cross* any λ_0 -loop. In order to ensure this, one needs to merge together various 0-loops and split other 0-loops, where the merging and splitting takes place at marked double points and the decisions to merge or split depend on the value associated to the mark and on λ_0 . The result of all this merging and splitting will be the collection of λ_0 -loops.

For $\lambda_0 > 0$, the splitting of a 0-loop (respectively, merging of two 0-loops), caused by a black to white flip, takes place at a marked double point of the loop (respectively, where the two loops touch) with $\lambda \in [0, \lambda_0]$. There are two types of splitting and two types of merging (see Figure 7):

- (a) the splitting of a counterclockwise loop into an outer counterclockwise and an interior clockwise loop,
- (b) the splitting of a clockwise loop into two adjacent clockwise loops,
- (c) the merging of a counterclockwise loop with the smallest clockwise loop that contains it into a clockwise loop, and
- (d) the merging of two adjacent counterclockwise loops into a counterclockwise loop.

The case $\lambda_0 < 0$ is of course exactly symmetric to the one described here with splittings and mergings caused by white to black flips.

Before concluding this section, we point out that things are more complex than they may first appear, based on the previous discussion. This is because the critical loop process is scale invariant and each configuration contains infinitely many loops at all scales, which implies that in implementing the merging/splitting, one needs in principle both a small scale ε -cutoff and a large scale L -cutoff. This means that the merging/splitting is first done only for loops touching a square centered at the origin of side length L and takes place only if both loops involved in the merging or both loops resulting from the splitting have diameter larger than ε . For every $0 < \varepsilon < L < \infty$, this ensures that the number of merging and splitting operations is finite. At a later stage one takes both $L \rightarrow \infty$ and $\varepsilon \rightarrow 0$.

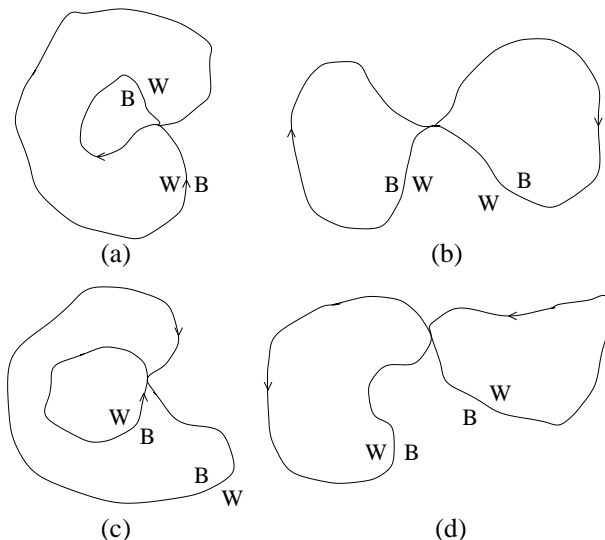


Figure 7: Schematic diagram representing the different types of splitting and merging caused by a black to white flip. The arrows indicate the orientations of the loops, determined by having white (W) on the left and black (B) on the right.

5 Critical Scaling Window and λ_0 -Percolation

In this section we give a description of the system with $p = 1/2 + \lambda_0 \delta^\theta$ and $\lambda_0 > 0$, within the spatial scaling window where it looks critical. As a result of this analysis, we will answer the question regarding continuum λ_0 -percolation, as anticipated in the previous section.

First, we note that the order of magnitude of the linear dimension of the critical scaling window is given by the correlation length (measured in lattice units)

$$\xi(p) \approx (p - 1/2)^{-\nu} = \lambda_0^{-\nu} \delta^{-\theta\nu}, \quad (1)$$

where $\nu = 4/3$ is the correlation length exponent. An important consequence of the choice of $\theta = 3/4$ is that $\xi(p)$ is of order $1/\delta$ as $\delta \rightarrow 0$.

Considering the percolation probability on the lattice that the origin belongs to an infinite white cluster, $\theta(p)$, we can write

$$\theta(p) \approx (p - 1/2)^\beta \approx \delta^{\theta\beta} = \delta^{5/48}, \quad (2)$$

where $\beta = 5/36$. We thus see the one-arm exponent $1/\rho = 5/48$ appear, with $\delta^{1/\rho}$ giving the order of magnitude of the $\mathbb{P}_{p=1/2}$ -probability (i.e., calculated with $p = 1/2$) that in the critical case there is a white path starting at the origin and extending all the way to the boundary of the disc of radius $1/\delta$ (measured in lattice units). Since within distances of the order of one correlation length the λ_0 -system looks critical and so we may estimate probabilities using $\mathbb{P}_{p=1/2}$, the interpretation of (2) is that in order to percolate it is “sufficient” to reach the boundary of the disc of radius $1/\delta$ (measured in lattice units).

We can also interpret (2) as meaning that the smallest (in the sense of surrounding the smallest region) white circuit \mathcal{C} (i.e., a self-avoiding circuit formed out of white hexagons) around the origin that belongs to the infinite cluster is at distance of order $1/\delta$ (measured in lattice units) from the origin. Therefore, in macroscopic units (which are of order $1/\delta$ lattice units), \mathcal{C} stays at distance $O(1)$ as $\delta \rightarrow 0$. In other words, the choice of the exponent θ is such that \mathcal{C} neither approaches the origin nor recedes to infinity in the scaling limit. This implies that, after the scaling limit has been taken, there is a largest λ_0 -loop around the origin, whose outer envelope is at distance $O(1)$ from the origin. Therefore, as anticipated in the previous section, for any $\lambda_0 > 0$, the probability of the existence of a λ_0 -white path to infinity is strictly positive (in fact equal to one), which means that $\lambda_0 = 0$ is indeed the transition value for the continuum λ_0 -percolation model.

For any $\lambda_0 > 0$, it is only within a distance $O(1)$ of the origin that the continuum λ_0 -percolation model looks critical. In particular, the largest λ_0 -loop that surrounds the origin is the outer boundary of a λ_0 -black cluster and has (the continuum limit of) \mathcal{C} as its outer envelope; the infinite λ_0 -white cluster has this largest λ_0 -loop about the origin as one of its inner boundaries. From \mathcal{C} , various “dangling ends” of the infinite cluster extend inside the critical scaling window coming closer to the origin. If we focus only inside a fixed window (taken with free boundary conditions), some of those dangling ends get disconnected from each other and become separate clusters. These are typically among the largest clusters inside the critical scaling window, whose sizes are of order $(1/\delta)^{2-1/\rho} = (1/\delta)^{2-\theta\beta} = \delta^{-91/48}$, as has been rigorously proved in [6].

6 The Continuum Minimal Spanning Tree

In this section, we propose a construction of the scaling limit of the discrete minimal spanning tree (MST), using our framework of continuum nonsimple loops and marked double points. The discrete MST is most easily defined on the square lattice, so in this section we focus on bond percolation on \mathbb{Z}^2 . For each nearest neighbor bond (or edge) b , let U_b be a uniform $(0, 1)$ random variable with the U_b 's independent. This provides a standard coupling (i.e., realization on a single probability space) of bond percolation models for all values p of the probability that a bond b is open by saying that b is p -open if $U_b \leq p$. One then defines the minimal spanning tree in, say, an $L \times L$ square Λ_L centered at the origin as the spanning tree in Λ_L with the minimum value of $\sum_b U_b$ summed over b 's in the tree. It is known, based on the relation to invasion percolation, that there is with probability one a single limiting tree as $L \rightarrow \infty$ [11, 15]. We will denote this tree on the δ -lattice, $\delta\mathbb{Z}^2$, by T_δ .

The purpose of this section is to describe the putative scaling limit (in distribution) of T_δ as $\delta \rightarrow 0$, in terms of our critical 0-loop process and λ -marked double points. Our description uses a minimax construction in the continuum which is a natural analogue of a well-known one on the lattice (see, e.g., [5] and references therein). We ignore differences between bond percolation on the square lattice and site percolation on the triangular lattice in the belief that they have no effect on the continuum scaling limit; in particular we will use “white” and “open” interchangeably.

In the scaling limit, we may consider the continuum MST as the limiting set of paths within the tree (see [4] for a general discussion of continuum scaling limits of trees). In order to define this tree, it is enough to describe the (unique, with probability one) tree path between any two given deterministic points in \mathbb{R}^2 . However, it will be more convenient to describe the continuum tree path between pairs of (non-deterministic) points, z_1, z_2 , such that each is contained in a continuum white cluster. Since such points are dense in \mathbb{R}^2 , one should obtain from these the paths between all pairs of points, including deterministic ones.

For this purpose, we will use the idea of λ -connectivity introduced in Section 4. Any two points z_1, z_2 contained in continuum white (open) clusters (of the critical model) are λ -connected for some large enough value $\lambda < \infty$. To find the tree path between z_1 and z_2 , we start decreasing λ from $+\infty$ until it reaches a value λ_1 below which z_1 and z_2 are not λ -connected. λ_1 is the smallest λ for which z_1 and z_2 are λ -connected and furthermore λ_1 is the

value of a unique marked point ζ_1 on all λ_1 -paths from z_1 to z_2 . We then reduce λ below λ_1 to a value λ_2 below which either z_1 or z_2 is disconnected from ζ_1 . This will give us a new marked point ζ_2 labelled with a λ equal to λ_2 . The procedure continues iteratively until the points ζ_i fill in a continuous path between z_1 and z_2 .

The procedure outlined above is the continuum version of a standard minimax algorithm (see, e.g., [5] and references therein) to construct the minimal spanning tree on \mathbb{Z}^2 (using uniform $(0, 1)$ bond variables) where one looks at the minimum over all paths from z_1 to z_2 of $\max_{b \in \text{path}} U_b$ to get a particular bond, and then the procedure is repeated iteratively as above.

We note that the minimax value of λ for the connection between points in two different white (open) clusters (of the critical model) will be positive, while the minimax value of λ for the connection between points in the same white (open) cluster will be negative. The minimal spanning tree path between two points in the same continuum white/open cluster is obtained by decreasing λ from 0 towards $-\infty$, and the minimax points will be either double points of the counterclockwise 0-loop surrounding the cluster or points in the interior of that counterclockwise 0-loop where two clockwise daughter 0-loops touch each other or points where one such daughter loop touches the original 0-loop.

We remark that we have presented our continuum minimax construction of the continuum MST in a relatively simple version that does not use any cutoffs (like those discussed at the end of Section 4). Even if such cutoffs turn out to be needed, the resulting construction should still be feasible within our framework of loops and marked double points.

Acknowledgements. The research of the authors was supported in part by the following sources: for F. C., a Marie Curie Intra-European Fellowship under contract MEIF-CT-2003-500740 and a Veni grant of the Dutch Science Organization (NWO); for L. R. G. F., FAPESP project no. 04/07276-2 and CNPq project no. 300576/92-7; for C. M. N., grant DMS-01-04278 of the U.S. NSF. This paper has benefitted from the hospitality shown to various of the authors at a number of venues where the research and writing took place, including the Courant Institute of Mathematical Sciences, the Ninth Brazilian School of Probability at Maresias Beach, Instituto de Matemática e Estatística - USP, and Vrije Universiteit Amsterdam. The authors thank Marco Isopi and Jeff Steif for useful discussions.

References

- [1] M. Aizenman, The geometry of critical percolation and conformal invariance, in *STATPHYS 19, Proceeding Xiamen 1995* (H. Bai-lin, ed.), World Scientific (1995).
- [2] M. Aizenman, Scaling limit for the incipient spanning clusters, in *Mathematics of Multiscale Materials; the IMA Volumes in Mathematics and its Applications* (K. Golden, G. Grimmett, R. James, G. Milton and P. Sen, eds.), Springer (1998).
- [3] M. Aizenman and A. Burchard, Hölder regularity and dimension bounds for random curves, *Duke Math. J.* **99**, 419–453 (1999).
- [4] M. Aizenman, A. Burchard, C. M. Newman, D. Wilson, Scaling Limits for Minimal and Random Spanning Trees in Two Dimensions, *Random Struct. Alg.* **15**, 319–367 (1999).
- [5] K. S. Alexander, Percolation and Minimal Spanning Forests in Infinite Graphs, *Ann. Probab.* **23**, 87–104 (1995).
- [6] C. Borgs, J. Chayes, H. Kesten, J. Spencer, The Birth of the Infinite Cluster: Finite-Size Scaling in Percolation, *Comm. Math. Phys.* **224**, 153–204 (2001).
- [7] F. Camia, L. R. G. Fontes, C. M. Newman, Two-Dimensional Scaling Limits via Marked Nonsimple Loops, in preparation.
- [8] F. Camia and C. M. Newman, Continuum Nonsimple Loops and 2D Critical Percolation, *J. Stat. Phys.* **116**, 157–173 (2004).
- [9] F. Camia and C. M. Newman, The Full Scaling Limit of Two-Dimensional Critical Percolation, preprint math.PR/0504036 (2005).
- [10] J. L. Cardy, Critical percolation in finite geometries, *J. Phys. A* **25**, L201–L206 (1992).
- [11] J. T. Chayes, L. Chayes, C. M. Newman, The Stochastic Geometry of Invasion Percolation, *Comm. Math. Phys.* **101**, 383–407 (1985).
- [12] G. R. Grimmett, *Percolation*, Second edition, Springer, Berlin (1999).

- [13] L. R. G. Fontes, M. Isopi, C. M. Newman, K. Ravishankar, Coarsening, Nucleation, and the Marked Brownian Web, *Ann. Inst. H. Poincaré, Prob. et Stat.*, to appear, preprint math.PR/0404505 (2004).
- [14] O. Häggström, Y. Peres, J. Steif, Dynamical Percolation, *Ann. Inst. H. Poincaré, Prob. et Stat.* **33**, 497-528 (1997).
- [15] C. M. Newman and D. L. Stein, Ground State Structure in a Highly Disordered Spin Glass Model, *J. Stat. Phys.* **82**, 1113–1132 (1996).
- [16] Y. Peres, J. Steif, The number of infinite clusters in dynamical percolation, *Probab. Theory Related Fields* **111**, 141-165 (1998).
- [17] S. Rohde and O. Schramm, Basic properties of SLE, *Ann. Math.*, to appear, preprint math.PR/0106036 (revised 2004).
- [18] S. Smirnov, Critical percolation in the plane: Conformal invariance, Cardy's formula, scaling limits, *C. R. Acad. Sci. Paris* **333**, 239–244 (2001).
- [19] O. Schramm, Scaling limits of loop-erased random walks and uniform spanning trees, *Israel J. Math.* **118**, 221–288 (2000).
- [20] O. Schramm and S. Sheffield, in preparation.
- [21] O. Schramm, J. Steif, Quantitative noise sensitivity and exceptional times for percolation, preprint math.PR/0504586 (2005).
- [22] S. Sheffield and W. Werner, in preparation.
- [23] D. Stauffer, Scaling Theory of Percolation Clusters, *Physics Reports* **54**, 1–74 (1979).
- [24] W. Werner, SLEs as boundaries of clusters of Brownian loops, *C. R. Math. Acad. Sci. Paris* **337**, 481–486 (2003).