

Crystalline and Electronic Structures of Molecular Solid $C_{50}Cl_{10}$: First-Principles Calculation

Qing-Bo Yan, Qing-Rong Zheng, and Gang Su*

College of Physical Sciences, Graduate University of Chinese Academy of Sciences, P.O. Box 4588, Beijing 100049, China

A molecular solid $C_{50}Cl_{10}$ with possible crystalline structures, including the hexagonal-close-packed (hcp) phase, the face-centered cubic (fcc) phase, and a hexagonal monolayer, is predicted in terms of first-principles calculation within the density functional theory. The stable structures are determined from the total-energy calculations, where the hcp phase is uncovered more stable than the fcc phase and the hexagonal monolayer in energy per molecule. The energy bands and density of states for hcp and fcc $C_{50}Cl_{10}$ are presented. The results show that $C_{50}Cl_{10}$ molecules can form either a hcp or fcc indirect-gap band insulator or an insulating hexagonal monolayer.

PACS numbers: 71.20.Tx, 31.70.Ks, 73.61.Wp

Fullerenes such as C_{60} , C_{70} and their larger homologs satisfy the so-called isolated pentagon rule (IPR)[1, 2]. This rule states that the most stable fullerenes are those in which every pentagon is surrounded by five hexagons. For some time, people believe that the non-IPR fullerenes could be unstable due to their adjacent pentagons, and may be difficult to synthesize. In recent years, it has been uncovered, however, that the IPR can be violated by metallic endohedral or exohedral chemical deriving fullerenes[3, 4, 5, 6, 7, 8]. On account of the adjacent pentagons and the high curvature of molecular surface, the non-IPR fullerenes might have unusual electronic, magnetic, and mechanical properties. Last year, Xie *et al.*[9] had successfully synthesized a new exohedral chemical deriving non-IPR D_{5h} fullerene[50], say, $C_{50}Cl_{10}$, with 10 chlorine atoms added to the pentagon-pentagon vertex fusions. The molecular structure of $C_{50}Cl_{10}$ looks like a Saturn-shaped profile, as depicted in Fig. 1, which is compatible with the Euler theorem, ensuring that the fullerenes with fewer than sixty C atoms and comprised of only pentagons and hexagons do not satisfy the IPR. The existence of D_{5h} $C_{50}Cl_{10}$ is evidenced by mass spectrum, and ^{13}C NMR spectra; and of particular interest is that $C_{50}Cl_{10}$ could easily react with a variety of organic groups to form new compounds[9] which might show interesting chemical and physical properties. Since its discovery, there have been several investigations[10, 11, 12, 13, 14, 15] on the electronic and optical properties of $C_{50}Cl_{10}$ clusters.

So far, none has discussed, however, the possibility if $C_{50}Cl_{10}$ molecules can form a solid. As is well-known, C_{60} clusters can condense to form a solid with either the face-centered-cubic (fcc) phase[16] or the hexagonal-close-packed (hcp) phase[17]. Although the molecular structure is different, there is no reason to believe that $C_{50}Cl_{10}$ molecules cannot condense to form a solid. Therefore, it would be interesting to address this issue at least from a viewpoint of numerical simulations. In this paper, we report a first-principles study on the possible solid $C_{50}Cl_{10}$ within the framework of density functional theory (DFT) [18] with local density approximation (LDA)[19]. From the total-energy calculations we have found that $C_{50}Cl_{10}$ molecules could form a stable hcp or fcc crystal or a hexagonal monolayer, though the hcp phase is more stable than the fcc phase and the hexagonal monolayer in energy per molecule. The optimized lattice constants are

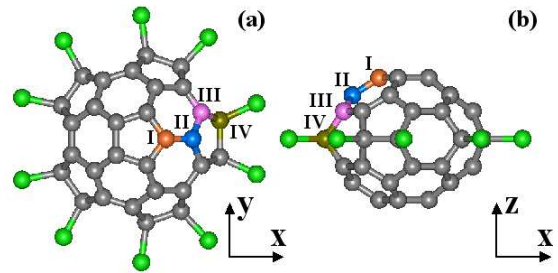


FIG. 1: (Color online) Schematic structure of molecule $C_{50}Cl_{10}$: (a) top view, and (b) side view. The dark grey and green (light grey) balls represent C and Cl atoms, respectively. The numbers I to IV indicate the four types of C atoms.

$a_0 = 13.57 \text{ \AA}$, $c_0 = 11.39 \text{ \AA}$ for the hcp phase, $a_0 = 19.20 \text{ \AA}$ for the fcc phase, and $a_0 = 13.52 \text{ \AA}$ for the hexagonal monolayer. The energy bands and density of states (DOS) for three structures have been calculated. The results show that the solid $C_{50}Cl_{10}$ is a band insulator with an indirect energy gap of 1.59 eV for the hcp phase or 1.79 eV for the fcc phase, and with a gap of 1.85 eV for the hexagonal monolayer, where the gap widths are comparable with those of C_{60} solids[20, 21].

The total energies, energy bands and DOS are calculated by means of the ABINIT package[22]. This package is coded within the DFT framework based on pseudopotentials and plane waves, which relies on an efficient fast Fourier transform algorithm[23] for the conversion of wave functions between real and reciprocal spaces, on the adaptation to a fixed potential of the band-by-band conjugate gradient method[24], and on a potential-based conjugate-gradient algorithm for the determination of the self-consistent potential [25, 26, 27]. Troullier-Martins norm conserving pseudopotentials [28] are applied to mimic the electron-ion interaction, and the Teter parametrization[29] of the Ceperley-Alder exchange-correlation potential is used. The kinetic energy cutoff in the plane-wave basis is taken as 20 Hartree, and the tolerance for absolute differences of the total energy is set as 10^{-6} Hartree. The convergence of the total energy to the kinetic energy cutoff has been checked.

As shown in Fig. 1, the $C_{50}Cl_{10}$ molecule has 4 unique

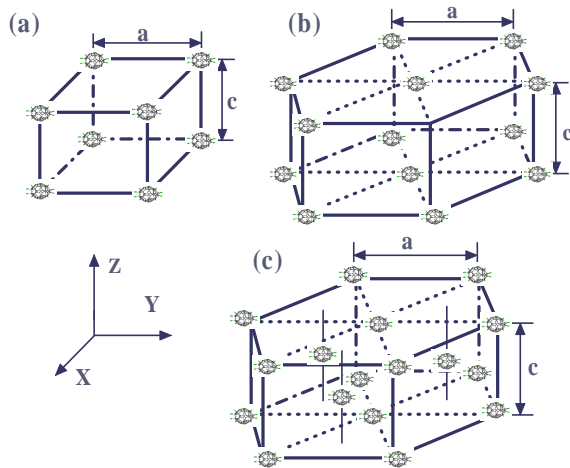


FIG. 2: The presumed crystalline structures: (a) a tetragonal lattice; (b) a simple hexagonal lattice; and (c) a hcp lattice. Note that to show lattices clearly, the $C_{50}Cl_{10}$ molecules are drawn much smaller than those in the real proportion.

types of carbon atoms (I to IV) within D_{5h} symmetry, and ten Cl atoms are added to the most reactive C_{IV} sites (i.e. to pentagon-pentagon vertex fusions). Such a structure obviously violates the IPR. The C-Cl bond length in $C_{50}Cl_{10}$ is 1.80 \AA [9], which is comparable with that in CCl_4 , 1.78 \AA . We have calculated the valence-electron density of $C_{50}Cl_{10}$, and found that the high density of the C-Cl bond shows that the ten Cl atoms are indeed bonded with the C_{50} cage, and a stable $C_{50}Cl_{10}$ molecule can be formed.

To seek for stable solid phases, by carefully analyzing the geometrical symmetry of $C_{50}Cl_{10}$ where it has the D_{5h} symmetry in xy plane with diameter (10.3 \AA) almost twice larger than that along z axis (5.4 \AA), we find the crystal lattices such as tetragonal (tt), simple hexagonal (sh), fcc and hcp structures could be the most possible candidates. The former three are shown in Fig. 2, where the coordination systems of the lattices are coincident with those of the $C_{50}Cl_{10}$ molecule. Then, the total energy is calculated accordingly with respect to different lattice parameters for each presumed structure[30]. The total energy is scanned in every 0.1 \AA for lattice constants a and c . Owing to the limits of the method and the capability of our computer system, a properly fixed orientation of $C_{50}Cl_{10}$ molecules, namely, the xy plane of $C_{50}Cl_{10}$ molecule is arranged to be vertical to the z axis in tt, sh, and hcp structures, and to be along the (111) plane in the fcc structure, is assumed in calculations, which makes the system bear a relatively high symmetry[31].

Table I gives the calculated minimal relative total energies per $C_{50}Cl_{10}$ molecule and the corresponding lattice constants for the four presumed solid phases, where the data with precision of 0.01 \AA is obtained by a bicubic interpolation from the calculated data with precision of 0.1 \AA . For both tt and sh structures, the total energy shows a series of minimums (labeled by A-F) with almost the same values, suggesting that

these two structures are labile. For the hcp and fcc structures, only one minimal total energy is obtained, showing that the hcp and fcc $C_{50}Cl_{10}$ could be formed, though the hcp phase looks more stable than the fcc phase in energy per molecule, as the minimal energy of the hcp structure is about 0.6 eV per $C_{50}Cl_{10}$ molecule lower than those of tt, sh and fcc structures.

To show it clearly, the contour map of the total energy for the hcp $C_{50}Cl_{10}$ in the plane of lattice constants a and c is depicted in Fig. 3(a), where only one minimum of the total energy is observed at $a = a_0 = 13.57 \text{ \AA}$, and $c = c_0 = 11.39 \text{ \AA}$, as marked by the letter A. Figs. 3(b) and (c) present the total energy per $C_{50}Cl_{10}$ molecule of the hcp $C_{50}Cl_{10}$ crystal, which is measured from the total energy of isolated $C_{50}Cl_{10}$ clusters[32], as a function of lattice constants a and c , respectively. The results reveal that the hcp structure is stable. Fig. 3(d) gives the total energy per $C_{50}Cl_{10}$ cluster in the fcc $C_{50}Cl_{10}$ crystal as a function of lattice constant a , where only one minimum of the total energy is seen at $a = a_0 = 19.20 \text{ \AA}$, indicating that the fcc $C_{50}Cl_{10}$ crystal could also be stable, though the minimal total energy of the fcc phase is larger than that of the hcp phase.

In order to confirm the relative stabilities of the obtained hcp and fcc lattices, we have optimized the atomic positions with fixed lattice parameters by 40 steps Broyden-Fletcher-Goldfarb-Shanno minimization. The results show that no notable atomic displacements are observed, and the total-energy changes are less than 0.0003% (0.04 eV), indicating that the $C_{50}Cl_{10}$ molecules keep their shapes and sizes, and the lattice structures which we have obtained are stable.

The calculated cohesive energy per $C_{50}Cl_{10}$ molecule is 0.9 eV for the hcp solid, and 0.3 eV for the fcc solid, which is much smaller than the typical C-C bond energy (more than 3 eV). The cohesive energies of both solid phases are less than that of fcc C_{60} solid (1.6 eV) [20], implying that $C_{50}Cl_{10}$ solid is less stable than C_{60} solid. The contour map of the valence-electron density for hcp $C_{50}Cl_{10}$ crystal is given in Fig. 4.

TABLE I: The calculated minimal relative total energies per $C_{50}Cl_{10}$ molecule and the corresponding lattice constants for the presumed four solid structures.

		Lattice constants (\AA)		Energy (eV)
Minimums		a	c	
tt	A	13.99	9.22	0.77
	B	13.61	9.72	0.77
	C	14.02	9.80	0.76
	D	13.72	10.31	0.75
	E	13.99	10.82	0.73
	F	13.65	11.41	0.74
sh	A	13.37	9.75	0.55
	B	13.38	10.42	0.58
	C	13.33	10.79	0.57
	D	13.39	11.36	0.54
	E	13.38	12.37	0.54
	F	13.38	12.99	0.55
hcp	A	13.57	11.39	0.00
fcc	A	19.20	—	0.60

It is seen that the valence-electron density between $C_{50}Cl_{10}$ molecules is much lower than the density in a single $C_{50}Cl_{10}$ molecule. The similar situation occurs for the fcc phase of $C_{50}Cl_{10}$.

The energy bands, DOS $G(\varepsilon)$, as well as the integrated DOS $I(E) = \int_{-\infty}^E G(\varepsilon)d\varepsilon$ for solid $C_{50}Cl_{10}$ are calculated for the hcp and fcc phases with the optimized lattice constants a_0 and c_0 . Fig. 5 presents the band structures of the hcp and fcc $C_{50}Cl_{10}$ crystals, respectively, where only several energy bands around the energy gap are shown. For the hcp crystal, the energy difference between the valence-band top (VBT) at the Γ point and the conduction-band bottom (CBB) at the K point is $1.59 eV$, and for the fcc crystal, the energy gap between the VBT at the Γ point and the CBB at the L point is about $1.79 eV$, showing that both hcp and fcc $C_{50}Cl_{10}$ solids may be indirect-gap band insulators. The present situation is in contrast to the fcc C_{60} solid which is a direct-gap insulator with an energy gap of $1.5 eV$ [20]. We have also calculated the energy levels of $C_{50}Cl_{10}$ molecule, and found that the energy gap between the highest-occupied molecular orbital (HOMO) and the lowest-unoccupied molecular orbital (LUMO) is around $1.9 eV$, which is in well agreement with a previous calculated result[11], and is comparable with that of C_{60} cluster where the energy gap between the HOMO state, h_u , and the LUMO state, t_{1u} , is about $1.9 eV$ [20]. Obviously, the energy gap remains finite when the $C_{50}Cl_{10}$ molecules are condensed to form a solid. Like other typical molecu-

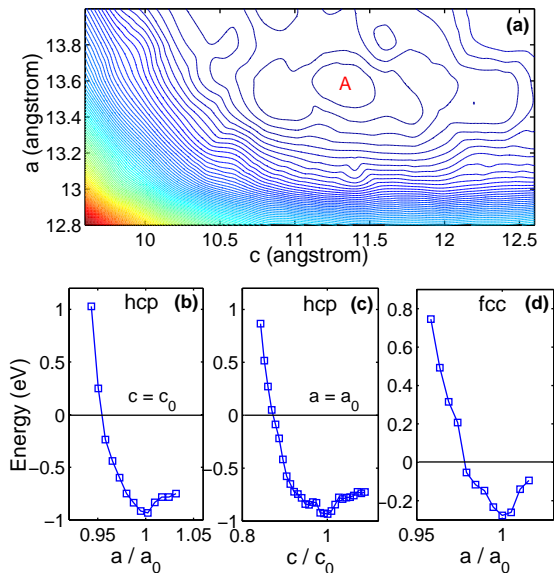


FIG. 3: (Color online) (a) The contour map of total energy for hcp $C_{50}Cl_{10}$ in the plane of lattice constants a and c , where A indicates the minimum of the total energy. The total energy per $C_{50}Cl_{10}$ molecule, measured from the total energy of the isolated $C_{50}Cl_{10}$ molecule, as a function of the lattice constant a (b) and c (c) for hcp phase, where the optimized lattice constants $a_0 = 13.57 \text{ \AA}$, $c_0 = 11.39 \text{ \AA}$, and (d) for fcc phase with the optimized lattice constant $a_0 = 19.20 \text{ \AA}$.




FIG. 4: (Color online) Contour map of the valence-electron density of hcp $C_{50}Cl_{10}$ crystal in the (001) plane. The larger lobe-like patterns stand for those of Cl atoms, while the inner smaller dumbbell-like patterns stand for those of C atoms, where the highest-density contour (red, around C and Cl atoms) represents the equal-density line of $1.383 / \text{\AA}^3$, and the lowest-density contour (blue, dark grey) represents the equal-density line of $0.054 / \text{\AA}^3$. It shows that the interactions between the Cl atoms in the two neighboring $C_{50}Cl_{10}$ molecules are quite weak.

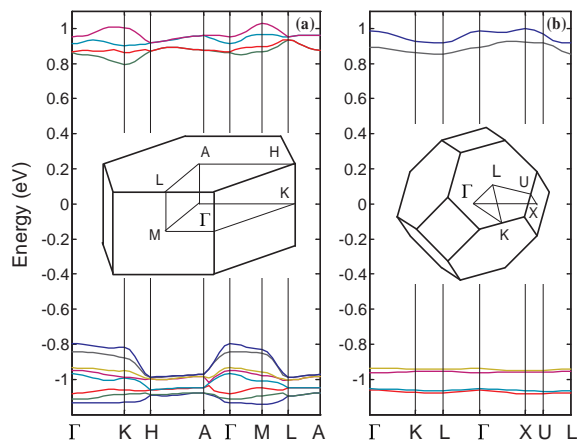


FIG. 5: (Color online) Band structures of hcp (a) and fcc (b) $C_{50}Cl_{10}$ around the energy gap, where the Fermi level is set to zero. For the hcp phase, the valence-band top (VBT) is at Γ point, and the conduction-band bottom (CBB) is at K point; for the fcc phase, the VBT is at the Γ point, and the CBB is at the L point, showing the solid $C_{50}Cl_{10}$ is an indirect band insulator with a gap of $1.59 eV$ (hcp) or $1.79 eV$ (fcc).

lar systems[33], the energy bands of these two $C_{50}Cl_{10}$ crystals become narrow, as they are formed through the overlap of $C_{50}Cl_{10}$ molecular energy levels.

Fig. 6 presents the DOS and the integrated DOS of the hcp $C_{50}Cl_{10}$ as an example, which are obtained by means of a smearing technique. An energy gap in the vicinity of the Fermi level is clearly seen. From the positions of peaks in the DOS around the energy gap, the information of the HOMO-derived and LUMO-derived bands as well as next

higher bands can be extracted. Evidently, the DOS of electrons at the LUMO-derived states appears to be smaller than that at the HOMO-derived states. With the increase of energy, the integrated DOS increases nonmonotonically below and above the energy gap, where the flat part in the vicinity of the Fermi level measures the width of the energy gap. The presented results in Fig. 6 are in agreement with the calculated electronic energy levels shown in Fig. 5. It should be remarked that the obtained DOS as a function of energy shows a very similar behavior for the hcp and fcc phases, though there are slightly quantitative changes. The reason is that owing to the quite weak interactions between $C_{50}Cl_{10}$ molecules, as manifested in Fig. 4, the DOS of electrons for solids would have profiles similar to that for clusters, yielding that the DOS is similar for both hcp and fcc $C_{50}Cl_{10}$.

Let us now address another interesting issue if $C_{50}Cl_{10}$ molecules can condense to form a monolayer structure. Recall that C_{60} clusters can form a hexagonal monolayer structure which has gained much attention recently[34]. From Table I, one may note that for the sh lattice, the minimal total energies have slight changes with the lattice constant a , but have remarkable changes with constant c . It hints that a stable layered structure with a single minimal total energy could probably be formed. To probe this possibility, we have taken the lattice constant c of the sh supercell to 40 Å to decline the interactions between the $C_{50}Cl_{10}$ layers but keeping the molecular orientation the same as in the sh lattice. It turns out, after some efforts, that a single minimal total energy with the optimized lattice constant $a_0 = 13.52$ Å is indeed obtained. The cohesive energy per $C_{50}Cl_{10}$ molecule for this monolayer is found to be 0.3 eV. The energy bands and DOS show that the $C_{50}Cl_{10}$ hexagonal monolayer is a band insulator with an energy gap of 1.85 eV.

It would be emphasized that as manifested in Fig. 4,

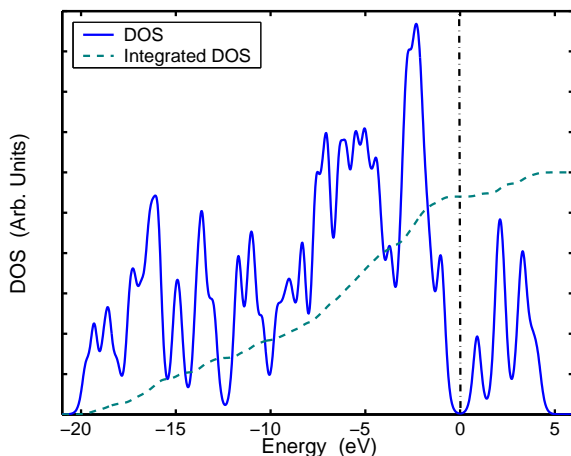


FIG. 6: (Color online) Density of states (DOS) and the integrated DOS (dashed line) of electrons as a function of energy for the hcp $C_{50}Cl_{10}$. The energy zero-point is taken at the Fermi level, that is indicated by the vertical dash-dot line. The flat part of the integrated DOS in the vicinity of the Fermi level gives the width of energy gap.

the molecule-molecule interactions in the solid $C_{50}Cl_{10}$ appear to be weak. Whether the interactions between $C_{50}Cl_{10}$ molecules in the solid phase are of the van der Waals force or not, is at present unclear within our calculations, because it is known that the LDA cannot correctly describe the van der Waals force as it assumes fundamentally that the electron density is flat like in metals (see, e.g. [35]). Nevertheless, our calculations indeed suggest that the molecular solid $C_{50}Cl_{10}$ with either the hcp, fcc or hexagonal monolayer phase can be somehow formed through weak interactions.

To summarize, in terms of first-principles calculation within the density functional theory, we have predicted a molecular solid $C_{50}Cl_{10}$ with either a hcp, fcc, or a hexagonal monolayer structure. These possibly stable structures are determined from the total-energy calculations, where the hcp phase is found more stable than the fcc phase and the hexagonal monolayer in energy per molecule. The energy bands and DOS for the hcp and fcc $C_{50}Cl_{10}$ as well as the hexagonal monolayer are discussed. Our results show that $C_{50}Cl_{10}$ solid can be a band insulator with an indirect energy gap of 1.59 eV for the hcp structure and 1.79 eV for the fcc structure, or with a gap of 1.85 eV for the hexagonal monolayer. Since the LDA calculation usually underestimates the energy gap [21, 36], our present simulations inevitably call for further theoretical studies [37] or experiments. We expect that the $C_{50}Cl_{10}$ solids can be successfully synthesized in near future.

The authors are grateful to B. Gu, H. F. Mu, X. B. Wang, and Z. C. Wang for helpful discussions. This work is supported in part by the National Science Foundation of China (Grant Nos. 90403036, 20490210), and by the MOST of China (Grant No. 2006CB601102).

* Author to whom correspondence should be addressed.
Email: gsu@gucas.ac.cn

- [1] H. W. Kroto, *Nature* **329**, 529 (1987).
- [2] K. M. Kadish, R. S. Ruoff, Eds., *Fullerene: Chemistry, Physics and Technology* (Wiley, New York, 2002).
- [3] Chun-Ru Wang, Tsutomu Kai, Tetsuo Tomiyama, Takuya Yoshida, Yuji Kobayashi, Eiji Nishibori, Masaki Takata, Makoto Sakata, Hisanori Shinohara, *Nature* **408**, 426 (2000).
- [4] S. Stevenson, P. W. Fowler, T. Heine, J. C. Duchamp, G. Rice, T. Glass, K. Harich, E. Hajdu, R. Bible, H. C. Dorn, *Nature* **408**, 427 (2000).
- [5] H. Kato, A. Taninaka, T. Sugai, H. Shinohara, *J. Am. Chem. Soc.* **125**, 7782 (2003).
- [6] J. C. Hummelen, B. Knight, J. Pavlovich, R. González, F. Wudl, *Science* **269**, 1554 (1995).
- [7] B. Nuber, A. Hirsch, *Chem. Commun.* **12**, 1421 (1996).
- [8] Majid Keshavarz-K, Rosario González, Robin G. Hicks *et al.*, *Nature* **383**, 147 (1996).
- [9] Su-Yuan Xie, Fei Gao, Xin Lu, Rong-Bin Huang, Chun-Ru Wang, Xu Zhang, Mai-Li Liu, Shun-Liu Deng, and Lan-Sun Zheng, *Science* **304**, 699 (2004).
- [10] S. W. D. Bailey and C. J. Lambert, e-print: cond-mat/0405232.
- [11] Yi Yang, Fu-He Wang, Yun-Song Zhou, Lanfeng Yuan and Jin-

- long Yang, Phys. Rev. A **71**, 013202 (2005).
- [12] Rui-Hua Xie, Garnett W. Bryant, Chiu Fung Cheung, Vedene H. Smith, Jijun Zhao, J. Chem. Phys. **121**, 2849 (2004).
- [13] X. Lu, Z. Chen, W. Thiel, P. v. R. Schleyer, R. Huang, L. Zheng, J. Am. Chem. Soc. **126**, 14871 (2004).
- [14] L. Zhechkov, T. Heine, G. Seifert, J. Phys. Chem. A **108**, 11733 (2004)
- [15] S. Díaz-Tendero, M. Alcamí, F. Martín, Chem. Phys. Lett. **407**, 153 (2005).
- [16] R. Fleming *et al.*, *The MRS Late News Session–Buckeyballs: New Materials Made from Carbon Soot*, videotape (Materials Research Society, Pittsburgh, 1990).
- [17] W. Kraschmer, L. D. Lamb, K. Fostiropoulos, and D. R. Hoffman, Nature (London) **347**, 354 (1990).
- [18] P. Hohenberg and W. Kohn. Phys. Rev. **136**, B864 (1964).
- [19] W. Kohn and L. J. Sham, Phys. Rev. **140**, A1133 (1965).
- [20] S. Saito and A. Oshiyama, Phys. Rev. Lett. **66**, 2637 (1991).
- [21] R. W. Lof, M. A. Veenendaal, B. Koopmans, H. T. Jonkman, G. A. Sawatzky, Phys. Rev. Lett. **68**, 3924 (1992); E. L. Shirley and S. G. Louie, Phys. Rev. Lett. **71**, 133 (1993).
- [22] The ABINIT code is a common project of the Universite Catholique de Lovain, Corning Incorporated, and other contributors (<http://www.abinit.org>).
- [23] S. Goedecker, SIAM J. Sci. Comput. **18**, 1605 (1997).
- [24] M. C. Payne, M. P. Teter, D. C. Allan, T. A. Arias, J. D. Joannopoulos, Rev. Mod. Phys. **64**, 1045 (1992).
- [25] X. Gonze, Phys. Rev. B **54**, 4383 (1996).
- [26] X. Gonze, Phys. Rev. B **55**, 10337 (1997).
- [27] X. Gonze, C. Lee, Phys. Rev. B **55**, 10355 (1997).
- [28] N. Troullier and J. L. Martins, Phys. Rev. B **43**, 1993 (1991).
- [29] S. Goedecker, M. Teter, and J. Hutter, Phys. Rev. B **54**, 1703 (1996).
- [30] For the tetragonal, simple hexagonal, and hcp structures, as we have two lattice constants a (in xy plane) and c (along z axis), the total energy is a bivar function of a and c . For the fcc structure, the total energy is a function of lattice constant a .
- [31] After we have determined the proper lattice structures and parameters, we calculated the change of the total energy by rotating $C_{50}Cl_{10}$ molecules around z axis. It has been found that the change is no more than 0.0008% (0.09eV), suggesting that the effect of molecular rotations on the total energy could be ignored. As the $C_{50}Cl_{10}$ diameter in xy plane is almost twice larger than that along z axis, being nearly the lattice parameter along z axis in the hcp structure, the rotation around x or y axis will break the lattice structure, and would not be possible. Similar situations occur for the other interested lattice structures.
- [32] Note that the isolated $C_{50}Cl_{10}$ molecule has been simulated, as usual, by a cubic supercell calculation with a lattice parameter 26 Å.
- [33] S. C. Erwin, W. E. Pickett, Science **254**, 842 (1991).
- [34] See, e.g. E. I. Altman and R. J. Colton, Phys. Rev. B **48**, 18244 (1993); J. Nakamura, T. Nakayama, S. Watanabe, M. Aono, Phys. Rev. Lett. **87**, 048301 (2001); W. L. Yang, V. Brouet, X. J. Zhou, Hyoung J. Choi, Steven G. Louie, Marvin L. Cohen, S. A. Kellar, P. V. Bogdanov, A. Lanzara, A. Goldoni, F. Parmigiani, Z. Hussain, and Z.-X. Shen, Science **300**, 303 (2003); etc.
- [35] X. Wu, M. C. Vargas, S. Nayak, V. Lotrich, and G. Scoles, J. Chem. Phys. **115**, 8748 (2001).
- [36] For instance, see J. P. Perdew and M. Levy, Phys. Rev. Lett. **51**, 1884 (1983); M. S. Hybertsen and S. G. Louie, Phys. Rev. B **34**, 5390 (1986); R. O. Jones and O. Gunnarsson, Rev. Mod. Phys. **61**, 689 (1989); etc.
- [37] As the relative stability of different structures of molecular crystals would not be well determined by LDA, an independent confirmation by other methods for the structures predicted in the present paper is called on.