

Electron correlations and bond-length fluctuations in copper oxide superconductors: electron versus hole doping

L. Hozoi¹ and S. Nishimoto²

¹Max-Planck-Institut für Festkörperforschung, Heisenbergstrasse 1, 70569 Stuttgart, Germany

²Max-Planck-Institut für Physik Complexer Systeme, Nöthnitzer Str. 38, 01187 Dresden, Germany

(Dated: November 16, 2018)

We investigate the nature of the electronic ground state and electron–lattice couplings for doped chains of CuO_4 plaquettes or CuO_6 octahedra. The undoped configuration implies here Cu $3d^9$ and O $2p^6$ formal valence states. The results of multiconfiguration calculations on 4-plaquette (or 4-octahedra) linear clusters indicate strong electron–lattice interactions and polaronic behavior of the doped particles, for both electron and hole doping. For certain phases of the oxygen-ion half-breathing distortions a multi-well energy landscape is predicted. Since each well is associated to carriers localized at different sites, the half-breathing displacements induce charge transfer along the chain. In the case of hole-doping, the trends found by *ab initio* multiconfiguration calculations on 4-octahedra clusters are confirmed by density-matrix renormalization-group calculations for a p – d , extended Hubbard model with chains of few tens of CuO_4 plaquettes. Under the assumption of charge separation and the formation of 1/3-doped stripes, our results seem to support the traveling charge-density wave scenario proposed in some recent contributions for superconductivity in copper oxides.

I. INTRODUCTION

A remarkable property of the copper oxide compounds is that superconductivity can be obtained in these systems by both hole and electron doping. Holes added to the insulating, antiferromagnetic (AFM) CuO_2 network have O $2p$ character, see for example [1, 2, 3, 4, 5, 6]. Results of recent *ab initio*, multiconfiguration calculations on clusters including several CuO_6 octahedra also indicate strong electron–lattice couplings [6]. It was found in Ref. [6] that the lowest energy configurations imply Zhang–Rice (ZR) [7] like, quasi-localized states on distorted CuO_4 plaquettes. However, O-atom half-breathing displacements that restore the high-symmetry structure with identical Cu–O distances induce strong charge redistribution. The O $2p$ hole can be (partially) transferred onto a single anion to give an electronic wavefunction with a dominant contribution from a $\dots\text{Cu}d^9\text{--O}p^5\text{--Cu}d^9\dots$ configuration. The ZR like singlet can hop thus within the CuO_2 plane via such $d^9\text{--}p^5\text{--}d^9$ states through coupling to the oxygen vibrations. According to the results from [6], the energy barrier associated with this double-well potential is 300–400 meV for an isolated O $2p$ hole.

For not too high doping levels, these ZR type singlets are sufficiently far apart such that they do not overlap. It seems that at the optimal hole concentration $p \approx 1/6$ and low temperatures, spin correlations and hole–hole Coulomb interactions determine within the CuO_2 plane an unique, charge inhomogeneous arrangement of the O $2p$ holes, see for example [8, 9, 10, 11, 12]. J. B. Goodenough [12] argued that at $p \approx 1/6$ the doped holes form alternating, hole-free and 1/3-doped stripes of CuO_4 plaquettes. Using the *ab initio* results from Ref. [6] for hole-doped clusters, the charge and spin distribution for a 1/3-doped stripe could be schematically represented as in Fig. 1(a). The squares correspond to ZR states on CuO_4

plaquettes with shorter Cu–O bonds along the chain [6]. In the undistorted structure, a quasilocalized O $2p$ hole favors ferromagnetic couplings between adjacent Cu ions, as initially predicted in [13, 14, 15]. A three-site, $d^9\text{--}p^5\text{--}d^9$ spin-polaron model was used by Kochelaev *et al.* to explain the electron paramagnetic resonance (EPR) signal at different doping levels in $\text{La}_{2-x}\text{Sr}_x\text{CuO}_4$ [16].

We speculated in [6] that for a distribution of the oxygen holes as that shown in Fig. 1(a), the strong coupling between the nuclear and electronic motions, the hole–hole Coulomb repulsion, and the in-plane spin interactions would cause strong correlations among half-breathing O-atom vibrations on every third, ZR like CuO_4 plaquette along the doped chains. The superconductivity might

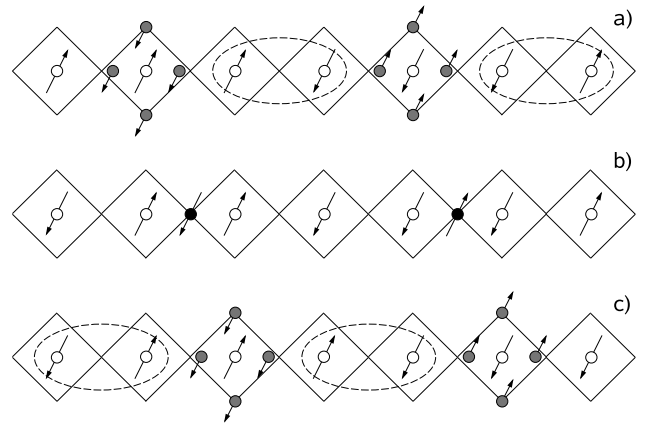


FIG. 1: Possible representation of the traveling charge-density/spin-density wave along a 1/3 hole-doped $\text{CuO}_4\text{--CuO}_4\dots$ chain, see Section III and Ref. [6]. The O $2p$ holes are shown schematically with black or gray color. The ellipses indicate spin-singlet couplings.

be related to the collective, coherent motion of the O $2p$ holes along the $1/3$ -doped chains, which is associated with phase coherence among the kind of O-atom vibrations shown in Fig. 1(a-c). This evokes the vibronic mechanism and the traveling charge-density/spin-density wave (CDW/SDW) scenario suggested by Goodenough [12].

Spatially localized bound states of two electrons were analyzed within a two-dimensional Holstein-Hubbard model on a square lattice by Proville and Aubry [17]. Two electrons bound into a localized singlet state as a result of strong electron-lattice interactions are often referred to as a bipolaron. It was found in Ref.[17] that for certain values of the model parameters a “quadringlet” (QS) state similar to the ZR like state discussed above can be formed. The near-degeneracy between the QS “bipolaron” and a two-site spin-singlet bipolaron can lead to a sharp reduction of the bipolaron effective mass. Proville and Aubry argued that such near-degeneracy effects plus quantum tunneling effects associated with a rather flat energy landscape should be crucial ingredients in the theory of “bipolaronic” superconductivity [18].

The fact that the *ab initio* calculations from Ref.[6] confirm a number of distinct effects and concepts (that is, ZR type states on CuO_4 plaquettes [7], Kondo like interactions and ferromagnetic couplings between $3d_{x^2-y^2}$ electrons adjacent to a quasilocalized oxygen hole [13, 14, 15], near-degeneracy between the QS configuration and a two-site spin-singlet configuration and strong electron-

lattice couplings [17]) deduced or proposed on the basis of model Hamiltonians that rest on quite different approximations and describe rather different types of interactions is very interesting. It illustrates both the power of and the need for first principles, explicitly correlated methods in the study of these materials. Such calculations on not very large clusters are sometimes essential for understanding the “local” many-body physics and for setting up the “right” model for the extended system, as recently shown in the case of a mixed-valence vanadium oxide, NaV_2O_5 [19]. Near-degeneracy and pseudo Jahn-Teller effects involving O-hole $d^1-p^5-d^1$ configurations similar to the $d^9-p^5-d^9$ three-site spin-polaron in the doped copper oxides appear to be the source of most of the intriguing properties of this compound.

In the present paper we report results of *ab initio* wave-function based, embedded cluster calculations for the electron-doped case. We investigate the ground-state electron distribution and electron-lattice couplings. For an 1-doped-electron, 4-plaquette linear cluster, our data show that the lowest energy state corresponds to a configuration where the extra electron is localized on a CuO_4 plaquette with *elongated* Cu-O bonds. As in the hole-doped system, the O-atom half-breathing displacements interact with the electronic degrees of freedom and may induce charge transfer along the CuO chain. We shall describe various aspects of this kind of interactions and discuss the similarities and differences with the hole-doped situation.

II. 1-DOPED-ELECTRON, 4-PLAQUETTE LINEAR CLUSTERS: BOND-LENGTH FLUCTUATIONS AND INTER-SITE CHARGE TRANSFER

Multiconfiguration, complete active space (CAS) self-consistent-field (SCF) electronic structure calculations were carried out on linear clusters including four CuO_4 plaquettes. The CASSCF method is designed to provide an unbiased description of systems where near-degeneracy occurs among several electron configurations [20]. It is based on a partitioning of the total orbital space into three subsets, inactive, active, and virtual orbitals. The inactive orbitals are doubly occupied in all configurations and should be chosen as the orbitals that are not expected to contribute to near-degeneracy correlation effects. The active orbitals are subject to no restriction on their occupation numbers and the virtual orbitals are unoccupied in all configurations. The CASSCF wavefunction is constructed as a full configuration-interaction (CI) expansion in the configurational space spanned by the active orbitals. Since both the CI coefficients and the orbitals are variationally optimized, the CASSCF wavefunction is extremely flexible. It is this flexibility that makes the CASSCF method well suited for the description of competing valence structures, bond breakings, and dissociation processes.

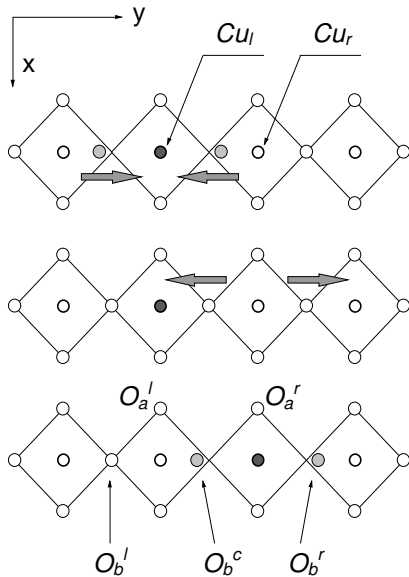


FIG. 2: Electron-doped, 4-plaquette cluster and the phases of the O-ion half-breathing distortions investigated by CASSCF calculations. A Cu $3d_{x^2-y^2}$ ion is shown with a filled, dark-gray circle. From left to right, the transition metal sites are labeled as Cu_{ll} , Cu_l , Cu_r , and Cu_{rr} . Ligands that are displaced from the middle positions are shown with light-gray color.

We used the crystal parameters reported for the electron-doped copper oxide superconductor compound $\text{Sr}_{1-y}\text{Nd}_y\text{CuO}_2$ [21], with $y \approx 0.16$, Cu–O distances of 1.97 Å, and no apical oxygens. The 4-plaquette cluster was embedded in an array of point charges that reproduce the Madelung potential associated with an idealized SrCuO_2 ionic system. We imposed C_{2v} symmetry restrictions, with xy and yz mirror planes (see Fig.2), and employed the following gaussian-type, atomic natural orbital basis sets for the $[\text{Cu}_4\text{O}_{13}]$ cluster: Cu $21s15p10d6f/5s4p3d1f$ and O $14s9p4d/4s3p1d$ [22]. It is known by now that such basis sets provide a quite accurate description of both ground-state and excited-state properties in a large variety of transition metal (TM) oxides, see for example [5, 19, 23, 24] and [25]. The Cu and Sr neighboring ions were represented by total ion potentials [26]. The calculations were performed with the MOLCAS program package [27].

With one electron added to the undoped, formally Cu $d^9 O p^6$ configuration, the minimal active orbital space should consist of four (or even three) open-shell $3d_{x^2-y^2}$ orbitals. However, trial CASSCF calculations were carried out with few virtual orbitals added to the active space. It turned out that these extra orbitals have either Cu $4s$ or Cu $3d'$ character, where $3d'$ is a more diffuse orbital than $3d$ [28], and non-negligible occupation numbers. Also, large effects were observed on the absolute energies, as compared to the minimal active space.

The relevance of the $4s$ orbital to the local-density approximation (LDA) conduction bands and to the in-plane/inter-plane hoppings was analyzed for several copper oxide compounds in Refs.[29, 30]. A clear correlation was observed [30] between the value of the critical temperature T_c and the energy and specific composition of the so-called axial orbital, a hybrid with mixed Cu $4s$, Cu $3d_{3z^2-r^2}$, and apical-oxygen $2p_z$ character. The importance of the Cu $4s$ and $4p$ orbitals for an accurate description of the electron occupation of the Cu $3d_{x^2-y^2}$ and O $2p_x/2p_y$ orbitals in model Hamiltonian calculations and also their role in screening the on-site Cu $3d$ Coulomb repulsion was discussed in [2].

We investigated the dependence of the cluster total energy on various distortions and varied the positions of the Cu ions and of those oxygens (O_b , see Fig.2) bridging the cations. For such a cluster, energetic effects associated with displacements of the O_a oxygen ions, see Fig.2, are not meaningful, because part of the nearest neighbors of these ligands are modeled by effective potentials or even point charges. Nevertheless, under the assumption of charge segregation into filamentary stripe segments and one-dimensional conduction [11, 12, 13], the distortions along the y axis should be the most relevant. We found that the cluster energy is minimized for a geometry where the Cu– O_b bonds on one of the CuO_4 plaquettes are stretched by approximately 8% and the nearest Cu neighbors are also displaced by about 1% of the initial Cu–O bond length, each of them in the same direction as the adjacent oxygen. The doped electron is

accommodated in the $3d_{x^2-y^2}$ orbital on the plaquette with elongated Cu– O_b bonds to give a Cu $3d_{x^2-y^2}^2$ configuration. We report results for geometries where either the Cu $_l$ – O_b or Cu $_r$ – O_b bonds are stretched, see Fig.2, and discuss the changes in the charge distribution for these two plaquettes and the variation of the cluster energy. However, in this study we keep all Cu ions at fixed positions. This has only minor effects on the ground-state wave-function and energy. Our active space includes four $3d_{x^2-y^2}$, the Cu $_l$ $3d_{3z^2-r^2}$ and Cu $_r$ $3d_{3z^2-r^2}$ orbitals, and four virtuals. This is a 9 electrons/10 orbitals CAS, with about fifty thousand determinants.

For the minimum-energy state with stretched Cu $_l$ – O_b bonds and a Cu $_l$ $3d_{x^2-y^2}^2$ electron configuration, for example, those four correlating orbitals taken from the virtual orbital space in order to enlarge the minimal CAS have Cu $_l$ $3d'_{x^2-y^2}$, Cu $_l$ $4s$, Cu $_r$ $3d'_{3z^2-r^2}$ and Cu $_r$ $3d'_{x^2-y^2}$ character. There is some mixing between the Cu $_l$ $3d_{3z^2-r^2}$ and $4s$ basis functions. The occupation of the Cu $_l$ $3d_{3z^2-r^2}$ -like orbital is 1.97 and the predominantly Cu $_l$ $4s$ orbital has an occupation number of 0.03. There are also large contributions of the Cu $4s$ functions to some of the other active orbitals. The Cu $_r$ $3d_{3z^2-r^2}$ and $3d'_{3z^2-r^2}$ orbitals have occupation numbers of 1.99 and 0.01, respectively. The occupation numbers of the Cu $_l$ $3d'_{x^2-y^2}$ and Cu $_r$ $3d'_{x^2-y^2}$ orbitals are somewhat smaller than 0.01.

Inclusion of the diffuse d' orbitals into the active space is necessary for describing changes in the radial charge distribution for different d^n configurations in the multi-configurational wave-function. For free TM atoms (ions), this is a correlation effect involving pairs of electrons in the $4s^2 3d^n$, $4s 3d^{n+1}$, and $3d^{n+2}$ states [28]. Occupation numbers as large as 0.1 for the d' orbitals of the Ni atom [31] demonstrate that a careful analysis is needed when dealing with TM atoms or TM compounds. In the copper oxide systems, the different d^n configurations may be related to both on-site Cu $3d$ – $4s$ and inter-site, Cu–Cu and O–Cu, excitations. Radial, or “breathing”, correlation effects may also occur for the O $2p$ orbitals. When the ligand to metal charge transfer excitations are relevant [32], a highly accurate CASSCF wave-function would require the inclusion of two extra sets of orbitals into the active space, ligand $2p$ orbitals involved in the O $2p$ –Cu $3d$ bonding plus the corresponding $2p'$ orbitals [25, 32]. Such an extension of the active space is not possible for our cluster, due to the high computational cost. Nevertheless, the low occupation numbers of the $3d'_{x^2-y^2}$ orbitals, see the preceding paragraph, suggest that the essential near-degeneracy correlation effects are already included in our model. It will be shown in the next section that the role of the O $2p'$ orbitals becomes important in the hole-doped case.

The potential energy landscape when stretching the Cu $_l$ – O_b or Cu $_r$ – O_b bonds is shown in Fig.3. The middle point on the horizontal axis corresponds to the undistorted cluster. From each minimum-energy configuration, the two O_b ions on the Cu $3d_{x^2-y^2}^2$ plaquette are

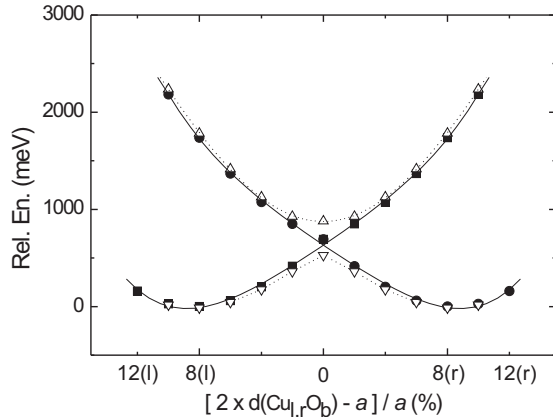


FIG. 3: Results of static, total energy calculations for an electron-doped, 4-plaquette cluster, see text and Fig.2. The filled symbols are the CASSCF data. The lowest points correspond to $\text{Cu}_l 3d_{x^2-y^2}^2$ or $\text{Cu}_r 3d_{x^2-y^2}^2$ configurations on plaquettes with $\text{Cu}-\text{O}_b$ distances larger by 8%. For geometries where the $\text{Cu}-\text{O}_b$ bonds on the *adjacent* plaquette are stretched by more than 12%, an 1-electron $\text{Cu}_l d_{x^2-y^2}-\text{Cu}_r d_{x^2-y^2}$ charge transfer occurs. The dotted curves are obtained by CASSI calculations. The CASSCF energies for the structures with CuO_b bonds stretched by 8% on one of the Cu_lO_4 or Cu_rO_4 plaquettes are taken as reference. a is the in-plane lattice constant.

shifted back to the undistorted structure in steps of 2% of the high-symmetry $\text{Cu}-\text{O}$ distance. The orbitals from the previous step are used each time as starting orbitals. Once the undistorted geometry is reached we start stretching the $\text{Cu}-\text{O}_b$ bonds on the *adjacent* plaquette, see Fig.2. Each curve in Fig.3 is obtained by following this procedure. It turns out that the initial electronic wave-function remains largely unchanged for a relatively broad range of $\text{Cu}-\text{O}_b$ distortions. Its character changes abruptly when the $\text{Cu}-\text{O}_b$ bonds on the adjacent plaquette are elongated by about 12%. Only for such a geometry the doped electron is transferred to the other $d_{x^2-y^2}$ orbital.

We list in Table I Mulliken populations of atomic orbitals on the Cu_lO_4 and Cu_rO_4 plaquettes for the $\text{Cu}_l d_{x^2-y^2}^2$ lowest energy configuration. The charges associated with the O $2s$ and O $2p_x/2p_y$ functions overlapping the Cu $d_{x^2-y^2}$ orbitals are sensibly smaller than 2.00, even on the $d_{x^2-y^2}^2$ plaquette. The “missing” charge is in the Cu $4s$ and $4p$ orbitals. This deviation from the fully ionic picture was previously pointed out in Ref. [2], for example. Between the two plaquettes, the major differences are related to the populations of the Cu $3d_{x^2-y^2}$, $3d_{3z^2-r^2}$, $4s$, $4p$, and $\text{O}_a 2p_x$ orbitals.

If the matrix elements between the $\text{Cu}_l d_{x^2-y^2}^2$ and $\text{Cu}_r d_{x^2-y^2}^2$ electronic wave-functions are ignored, the adiabatic potential energy curves for the O-ion half-breathing

displacements discussed above intersect at the point associated to the undistorted cluster, see Fig.3. However, if the electronic structures are allowed to relax by mixing of the $\text{Cu}_l d_{x^2-y^2}^2$ and $\text{Cu}_r d_{x^2-y^2}^2$ configurations, no intersection would occur. A so-called avoided crossing is expected for the potential curves. The matrix elements between non-orthogonal, separately optimized CASSCF wave-functions can be obtained by State Interaction (SI) calculations [33]. The potential energy curves corresponding to the CASSI states are shown in Fig.3 by dashed lines. The interaction between the non-orthogonal states is not too large, with energetic effects of not more than few tenths of eV. The weights of the non-orthogonal states in the lowest CASSI root are both 1/2 at the middle point. For chain bonds stretched by 8% on one of the plaquettes, the weights are 0.99 and 0.01. The energy barrier associated with the lower CASSI curve is 540 meV.

For a more accurate estimate of the size of the energy barrier, polarization effects beyond the boundaries of the linear, 4-plaquette cluster should also be taken into account. Test calculations on a 5-plaquette cluster where all four nearest neighbor plaquettes of a “central” $\text{Cu}_c d_{x^2-y^2}^2$ ion are treated at the all-electron level show indeed that such effects are important. We used for these calculations D_{2h} symmetry restrictions and the following basis sets [22]: Cu $21s15p10d6f/5s4p3d2f$ for the five TM ions, O $14s9p4d/4s3p2d$ for the ligands bridging two cations and O $14s9p/4s3p$ for the other twelve oxygens. For a $\text{Cu}_c d_{x^2-y^2}^2$ configuration on the plaquette at the center of the cluster, the CASSCF energy difference between the undistorted structure and the geometry where the Cu_c-O distances along the y axis are longer by 8% is 130 meV lower than for the linear, 4-plaquette cluster. Applying such a correction to the CASSI results, the energy barrier would decrease to about 400 meV. Longer range polarization effects should further lower this value.

We also performed calculations on a 6-plaquette linear cluster with two doped electrons. The following contractions were applied for the Cu and O basis sets: Cu $21s15p10d/5s4p3d$ and O $14s9p/4s3p$ [22]. Ground-state Mulliken populations for the geometry with $\text{Cu}-\text{O}_b$ bonds stretched by 8% on the Cu_lO_4 and Cu_rO_4 plaquettes are given in Table II. The results were obtained with an active space including 12 electrons and 12 orbitals. For this geometry and choice of the multiconfigurational space, the CASSCF active orbitals were identified as six Cu $3d_{x^2-y^2}$ orbitals, the $\text{Cu}_l 3d_{3z^2-r^2}$, $4s$ and $\text{Cu}_r 3d_{3z^2-r^2}$, $4s$ plus two correlating $\text{Cu}_l 3d_{x^2-y^2}^2$ and $\text{Cu}_r 3d_{x^2-y^2}^2$. The occupation numbers of these active orbitals are similar to those found for the smaller cluster. The Mulliken populations are very similar, too. The results show thus that localized $3d_{x^2-y^2}^2$ states are also obtained in larger clusters and for more than a single doped electron. For the electron-doped case, an analysis of inter-carrier couplings by CASSCF calculations on such larger clusters will be provided in a forthcoming publication. In the case of hole-doping, preliminary CASSCF

TABLE I: Mulliken charges per centre and basis function type for the minimum-energy $\text{Cu}_l d_{x^2-y^2}^2$ configuration on an electron-doped, 4-plaquette linear cluster. The Cu_l-O_b bonds are stretched by 8%. Values for the Cu_lO_4 and Cu_rO_4 plaquettes are listed. The Mulliken populations on the other plaquettes, Cu_{ll}O_4 and Cu_{rr}O_4 , are very similar to those on Cu_rO_4 . The charge of each $3d t_{2g}$ atomic orbital is 2.0. There is also some charge associated with the Cu f and O d functions, not shown in the table.

	O_b^l	O_a^l	Cu_l	O_b^c	Cu_r	O_a^r	O_b^r
O $2s$, Cu $4s$	1.68	1.83	0.60	1.68	0.67	1.82	1.70
O $2p_x$, Cu $4p_x$	1.99	1.96	0.14	1.99	0.22	1.89	1.99
O $2p_y$, Cu $4p_y$	1.75	2.00	0.09	1.74	0.23	2.00	1.70
O $2p_z$, Cu $4p_z$	1.87	1.97	0.08	1.87	0.17	1.96	1.89
Cu $d_{3z^2-r^2}$			1.83		1.96		
Cu $d_{x^2-y^2}$			2.00		1.18		
Total el. charge	9.30	9.77	28.78	9.28	28.54	9.67	9.29

TABLE II: Mulliken charges per centre and basis function type for a 6-plaquette linear cluster with two doped electrons. The $\text{Cu}_{ll}-\text{O}_b$ and $\text{Cu}_{rr}-\text{O}_b$ bonds are stretched by 8%. Values for Cu and O_b ions on the four central plaquettes, Cu_{ll}O_4 , Cu_lO_4 , Cu_rO_4 , and Cu_{rr}O_4 , are listed. The same notations as in Fig.2. are used.

	O_b^{ll}	Cu_{ll}	O_b^l	Cu_l	O_b^c	Cu_r	O_b^r	Cu_{ll}	O_b^{rr}
O $2s$, Cu $4s$	1.68	0.58	1.67	0.67	1.69	0.67	1.67	0.58	1.68
O $2p_x$, Cu $4p_x$	1.99	0.12	1.99	0.22	1.99	0.22	1.99	0.12	1.99
O $2p_y$, Cu $4p_y$	1.73	0.09	1.74	0.24	1.72	0.24	1.74	0.09	1.73
O $2p_z$, Cu $4p_z$	1.86	0.08	1.87	0.17	1.89	0.17	1.87	0.08	1.86
Cu $d_{3z^2-r^2}$		1.82		1.97		1.97		1.82	
Cu $d_{x^2-y^2}$		2.00		1.18		1.18		2.00	
Total el. charge	9.26	28.73	9.27	28.55	9.30	28.55	9.27	28.73	9.26

calculations on 2-oxygen-hole, 6-octahedra clusters reveal that the hole-hole interaction is large. Due to the strong mutual repulsion within the O $2p$ “band”, the two holes are pushed to the boundaries of the cluster and meaningful CASSCF results cannot be obtained in this situation. However, inter-carrier correlations for the hole-doped case are addressed in the next section by a model Hamiltonian approach that enables calculations on chains of few tens of plaquettes.

The existence of a local double-well potential like that shown in Fig.3 for Cu-O bond-length distortions in both n-doped and p-doped layered Cu oxides was predicted by Goodenough [12]. Goodenough also suggested that around optimal doping the doped carriers display some particular (dynamic) ordering within each layer, perhaps an arrangement with alternating undoped and 1/3-doped chains of plaquettes. The coupling between these ordered electrons/holes and in-plane O-ion half-breathing phonons is believed to be at the heart of high-temperature superconductivity [11, 12, 13]. Evidence for stripe formation in electron-doped cuprates was recently reported in Ref.[34], for example.

III. HOLE-DOPED SYSTEM

Multiconfiguration calculations for hole-doped clusters have been performed in Ref. [6]. However, a minimal active space was applied in that study, with a single orbital

for each Cu $3d$ or O $2p$ hole. In this section we report results of CASSCF calculations with larger active spaces. We use the same 4-octahedra linear cluster and the same (static) embedding as in Ref. [6], with the lattice parameters of $\text{La}_{1.85}\text{Sr}_{1.85}\text{CuO}_4$ [35]. The basis sets are also the same, Cu $21s15p10d/5s4p3d$, O $14s9p4d/4s3p1d$ for the bridging O_b oxygens, and O $14s9p/4s3p$ for the other oxygens [22]. As already mentioned in Introduction, the CASSCF results indicate that ZR type singlet states are only formed on CuO_4 plaquettes with Cu-O bonds *shorter* than the average Cu-O distance deduced from experiment. On the other hand, for the undistorted geometry the doped hole has the largest weight onto a single ligand and in the simplest picture the dominant contribution to the wave-function comes from a $\dots-\text{Cu } d^9-\text{O } p^5-\text{Cu } d^9-\dots$ configuration [36]. The latter state is few hundreds meV higher in energy than the former. Also for the hole-doped case, O-ion half-breathing displacements determine thus a multi-well energy landscape and can induce charge transfer along a chain of CuO_4 plaquettes. We note that geometry optimizations for transition metal oxides like MnO and NiO at the Hartree-Fock (HF) level [37, 38] slightly overestimate the interatomic distances. This means that the multi-well energy landscape would also be obtained with such HF optimized lattice parameters [39]. For the electron-doped case, the usual overestimation of the lattice constants, 2–4% [37, 38], is significantly lower than the range of the Cu-O bond distortions associated with the multi-well energy curve,

TABLE III: Major contributions of the oxygen $2p$ and metal $3d$ atomic orbitals to those active (natural) orbitals implying $2p-2p$ and $2p-3d$ bonding on the Cu_lO_4 and Cu_rO_4 plaquettes. CASSCF results for a hole-doped, 4-plaquette linear cluster. Coefficients smaller than 0.20 are not listed. For each geometry, the nature of the other active orbitals is discussed in the text.

State: Orb. Occ. No.:	O_b^c -hole, undistorted cluster				Cu_lO_4 ZR, distorted $\text{Cu}_l\text{-O}_b$ bonds ^a			
	1.99	1.96	1.84	0.21	1.99	1.97	1.90	0.13
$\text{O}_b^l p_y$		0.54	0.22	0.37	0.29	0.67	0.41	0.42
$\text{O}_a^l p_x$ (x2)	± 0.20	± 0.25	± 0.26	± 0.31	∓ 0.42		± 0.29	± 0.29
$\text{Cu}_l d_{x^2-y^2}$			-0.61	0.74			-0.63	0.77
$\text{O}_b^c p_y$	0.37	0.51	-0.56	-0.47	-0.29	0.67	-0.41	-0.42
$\text{Cu}_r d_{x^2-y^2}$				-0.21				
$\text{O}_a^r p_x$ (x2)	∓ 0.37	± 0.21						
$\text{O}_b^c p_y$	0.39							

^a The chain $\text{Cu}_l\text{-O}_b$ bonds are 6% shorter.

$\pm 8\%$.

As in the previous section, we added to the minimal active space orbitals from both the inactive, doubly occupied set and the virtual space. Trial calculations showed that the most important near-degeneracy correlation effects are already accounted for with extensions of only few orbitals. In Tables III, IV, and V we show results obtained from CASSCF calculations with 13 electrons and 12 orbitals in the active space. Compared to the minimal (*i.e.*, 5 electrons/5 orbitals) CAS, four inactive and three virtual orbitals were moved into the active set. Depending on the input starting orbitals, different CASSCF solutions can be obtained for the undistorted cluster, with the doped hole having the largest weight onto one of the three bridging oxygens, O_b^l , O_b^c or O_b^r . The largest contributions to those active orbitals implying $2p-2p$ and $3d-2p$ bonding on the central Cu_lO_4 and Cu_rO_4 plaquettes for the CASSCF solution with the doped hole having the largest weight onto the O_b^c ligand are illustrated in Table III. We also display in Table III the occupation numbers of those orbitals. There are other three active orbitals with Cu_l , Cu_r , and Cu_{rr} $3d_{x^2-y^2}$ character and occupation numbers of nearly 1. For this CASSCF solution, the remaining active orbitals have O_b^c $2s$, Cu_l $3d_{3z^2-r^2}$, O_b^c $2p'_y$, Cu_l $4s-\text{O}_b^c$ $2s'-\text{Cu}_r$ $4s$, and Cu_l $3d'_{3z^2-r^2}$ character. Their occupation numbers are 1.999, 1.98, 0.02, 0.01, and 0.01, respectively.

The Mulliken electron populations for the relevant atomic functions on the Cu_lO_4 and Cu_rO_4 plaquettes are listed in Table IV. Compared to the minimal-CAS calculations from Ref. [6], the charge disproportion between the (O_b^l $2p_y$, O_a^l $2p_x$) and O_b^c $2p_y$ orbitals is significantly smaller. The difference between the O_b^l $2p_y$ and O_b^c $2p_y$ Mulliken charges, for example, is 0.13 instead of 0.50. We also note the $\text{Cu}_l\text{-O}_b^c\text{-Cu}_r$ asymmetry. A symmetry equivalent solution, with a pair of bonding and antibonding $\dots-\text{O}_b^c$ $2p_y\text{-Cu}_r$ $3d_{x^2-y^2}\text{-}\dots$ orbitals that is symmetry equivalent to the pair of bonding and antibonding $\dots\text{-Cu}_l$ $3d_{x^2-y^2}\text{-O}_b^c$ $2p_y\text{-}\dots$ orbitals in Table III (the third and fourth columns) can also be obtained. The CASSCF wave-function changes its character from one type to the other for displacements of the O_b^c ion of $\pm 0.8\%$ around the

middle position. This is very different in comparison with the electron-doped case in the previous section, where the character of the CASSCF wave-function remains nearly unchanged, *i.e.* either Cu_l $d_{x^2-y^2}^2$ or Cu_r $d_{x^2-y^2}^2$, for distortions of up to $\pm 12\%$ of the Cu-O_b bonds.

With the larger active space, the ZR like state with shorter Cu-O_b distances (6% shorter) on one of the Cu_lO_4 or Cu_rO_4 plaquettes is lower in energy by about 460 meV. Major contributions to the relevant $2p-3d$ active orbitals are shown in Table III. The doped hole is now approximately equally distributed over the O_b p_y and O_a p_x atomic orbitals on the distorted plaquette, see the pair of $d-p$ bonding and antibonding orbitals with lower occupation numbers in Table III. As above, there are three active orbitals with Cu_l , Cu_r , and Cu_{rr} $3d_{x^2-y^2}$ character and occupation numbers of roughly 1. The other active orbitals have Cu_l $3p_y$, Cu_l $3d_{3z^2-r^2}$, Cu_l $4s-\text{O}_{b/a}$ $2s'/2p'$, O_b^l $2p'_y\text{-Cu}_l$ $4p_y\text{-O}_b^c$ $2p'_y$, and Cu_l $3d'_{3z^2-r^2}$ character and occupation numbers of 1.999, 1.98, 0.01, 0.01, and 0.01, respectively. It can be seen that the nature of some of these orbitals changes from the undistorted to the distorted cluster. The CASSCF results indicate that in the latter case the $\text{O } 2s/2p\text{-Cu } 4s/4p\text{-O } 2s/2p$ interactions on the same plaquette are more important than the inter-plaquette $\text{Cu } 4s/4p\text{-O } 2s/2p\text{-Cu } 4s/4p$ interactions for the former. Mulliken charges associated with such a ZR like state are listed in Table V. The comparison between the results displayed in Table V (or Table IV) and those obtained for the electron-doped Cu_lO_4 plaquette in Table I reveals a remarkable feature: due to strong charge redistribution effects within the Cu_l $3d_{3z^2-r^2}$, $4s$, $4p$ and $\text{O } 2s$, $2p$ orbitals, the total electronic charge associated with the Cu_l $3d_{x^2-y^2}^1$ ion in Table V (or Table IV) is nearly as high as that associated with the Cu_l $3d_{x^2-y^2}^2$ configuration from Table I, 28.7 versus 28.8. It is well known that the Mulliken charges may be misleading in cases where strong inter-atomic orbital overlap occurs. Still, a variation of nearly one elementary charge within the $\text{Cu } 4s,4p$ shell cannot be an artifact.

The adiabatic energy landscape for Cu-O_b bond-length distortions on the two central plaquettes is shown in Fig. 4. The points on the full lines are the minimal-CAS

TABLE IV: Mulliken charges per centre and basis function type for a broken-symmetry oxygen-hole state on a 4-octahedra linear cluster. The doped hole has the largest weight on the O_b^c ion. Charges for the central Cu_lO_4 and Cu_rO_4 plaquettes are listed. The Cu–O distances are all the same.

	O_b^l	O_a^l	Cu_l	O_b^c	Cu_r	O_a^r	O_b^r
O $2s$, Cu $4s$	1.59	1.81	0.77	1.58	0.67	1.81	1.60
O $2p_x$, Cu $4p_x$	2.00	1.65	0.28	2.00	0.26	1.81	2.00
O $2p_y$, Cu $4p_y$	1.65	2.00	0.22	1.51	0.17	2.00	1.83
O $2p_z$, Cu $4p_z$	1.93	1.97	0.25	1.92	0.23	1.97	1.93
Cu $d_{3z^2-r^2}$			2.00		2.00		
Cu $d_{x^2-y^2}$			1.06		1.15		
Total el. charge	9.19	9.42	28.70	9.03	28.57	9.59	9.37

TABLE V: Mulliken charges per centre and basis function for a minimum-energy ZR type configuration on the Cu_lO_4 plaquette. CASSCF results for an 1-doped-hole, 4-octahedra linear cluster, see text. The Cu_l-O_b bonds are shorter by 6%. Values for the central Cu_lO_4 and Cu_rO_4 plaquettes are listed.

	O_b^l	O_a^l	Cu_l	O_b^c	Cu_r	O_a^r	O_b^r
O $2s$, Cu $4s$	1.57	1.81	0.82	1.57	0.64	1.80	1.60
O $2p_x$, Cu $4p_x$	2.00	1.65	0.29	2.00	0.25	1.83	2.00
O $2p_y$, Cu $4p_y$	1.59	2.00	0.25	1.59	0.15	2.00	1.84
O $2p_z$, Cu $4p_z$	1.92	1.97	0.25	1.92	0.23	1.97	1.93
Cu $d_{3z^2-r^2}$			2.00		2.00		
Cu $d_{x^2-y^2}$			1.02		1.16		
Total el. charge	9.10	9.43	28.74	9.09	28.53	9.61	9.38

results already published in Ref. [6]. The energy maxima correspond to states with dominant O_b -hole character in the undistorted structure. The two minima are related to ZR like states where the Cu– O_b distances on the Cu_lO_4 plaquette (the left hand minimum) or the Cu– O_b distances on the Cu_rO_4 plaquette (the right hand minimum) are 6% shorter. From each minimum-energy structural configuration, the two O_b ligands are shifted back to the undistorted geometry in steps of 1% of the high-symmetry Cu–O bond length. These states are shown with black dots. The last point on each of the two curves corresponds to a configuration where the Cu– O_b distances on either the Cu_lO_4 or Cu_rO_4 plaquette are shorter, by 1%. Other calculations were carried out for the case where the Cu– O_b bonds on the Cu_lO_4 and Cu_rO_4 plaquettes are gradually shortened starting from the undistorted structure and using the orbitals of the O_b^c -hole state as starting orbitals. Due to convergence problems, only few points could be obtained. Those points are shown as black triangles.

Relative energies from CASSCF calculations with 13 electrons and 12 orbitals in the active space are shown in Fig.4 only for the ZR like states with Cu– O_b distances shorter by 6% and the states with undistorted bonds. These points are marked with filled squares. The energy lowering induced by the use of a larger active space is of the order of 1.5–2.0 eV. The effect is stronger for the distorted configurations. For convenience, the larger-CAS energies are shifted upwards in Fig.4 by 1.6 eV. We note that the active orbitals and the CI vectors for the states with dominant O_b^l or O_b^r -hole character are similar to

those of the state where the hole has the largest weight on the O_b^c ligand, with a “shift” of one plaquette to the left or to the right, respectively.

Separately optimized, broken-symmetry wavefunctions like the different O-hole solutions for the undistorted geometry are non-orthogonal and interacting. Orthogonal, non-interacting eigenstates can be obtained by SI calculations. However, the situation is now somewhat different as compared to the SI calculations for the electron-doped cluster. First, the way the energy landscape was drawn is different. The two sides of a well in the hole-doped case correspond to identical positions of the O_b ions, although CASSCF roots on different sides have different character, at least for small distortions. In the second place, the O-hole is “smoothly” transferred from one plaquette to the other, for distortions of about 1% of the Cu–O bond(s). Matrix elements exist thus only between different O-hole states in the undistorted geometry or between states situated on different sides of the same well. We note that in the electron-doped cluster, matrix elements exist only between CASSCF states associated with different wells. Those matrix elements determine in the electron-doped case a so-called avoided crossing for the energy curves. The missing points for each of the two wells in Fig.4 could probably be obtained from calculations on clusters including several 1-hole, 3-octahedra units. For certain phases of the O-ion half-breathing vibrations on the neighboring plaquettes, see Fig.1, the O-hole on a given 3-octahedra unit should move “smoothly” from one side to the other. In fact,

it is the longer range Coulomb and spin interactions that can induce indeed broken-symmetry oxygen-hole states in the infinite system. The collective, coherent “tunneling” of these quasi-localized oxygen holes along a multi-well energy landscape like that depicted in Fig.4 can lead to a traveling charge-density/spin-density wave as in the model proposed by Goodenough [12].

The tendency towards the formation of quasi-localized oxygen-hole states on *distorted* CuO_4 plaquettes is confirmed by model Hamiltonian calculations. We consider in the following paragraphs isolated chains of CuO_4 plaquettes at 1/3 hole-doping and construct a p - d , Hubbard type model:

$$\begin{aligned}
 H = & \epsilon_d \sum_{i\sigma} n_{i\sigma} + \epsilon_p \sum_{j\sigma} n_{j\sigma} + \sum_{\langle ij \rangle \sigma} t_{pd} (d_{i\sigma}^\dagger p_{j\sigma} + h.c.) \\
 & + \sum_{\langle jj' \rangle \sigma} t_{pp} (p_{j\sigma}^\dagger p_{j'\sigma} + h.c.) \\
 & + U_{dd} \sum_i n_{i\uparrow} n_{i\downarrow} + U_{pp} \sum_j n_{j\uparrow} n_{j\downarrow} \\
 & + V_{pd} \sum_{\langle ij \rangle \sigma \sigma'} n_{i\sigma} n_{j\sigma'} + V_{pp} \sum_{\langle jj' \rangle \sigma \sigma'} n_{j\sigma} n_{j'\sigma'} .
 \end{aligned}$$

We neglect the apical ligands and restrict to a single orbital at each site: Cu $3d_{x^2-y^2}$, bridging oxygen O_b $2p_y$ orbitals, and oxygen $2p_x$ orbitals at the other lig-

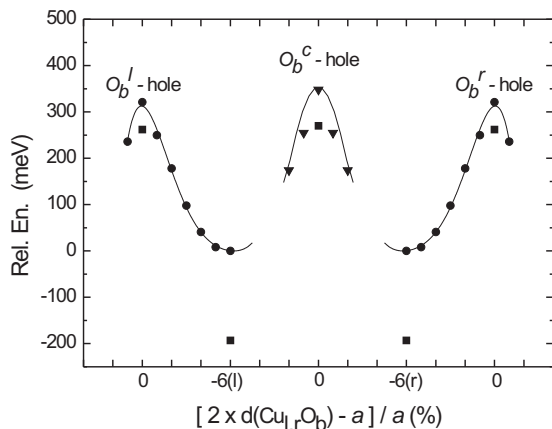


FIG. 4: Results of static, total energy calculations for a hole-doped, 4-plaquette cluster, see text. Filled circles and triangles are the minimal-CAS (*i.e.* 5 electrons/5 orbitals) results. The lowest points are related to ZR like states where the $\text{Cu}_l\text{-O}_b$ distances (the left hand minimum) or the $\text{Cu}_r\text{-O}_b$ distances (the right hand minimum) are 6% shorter. The energy maxima correspond to broken-symmetry states in the undistorted geometry. The filled squares are CASSCF results with 13 electrons and 12 orbitals in the active space. The minimal-CAS energy of the ZR state is taken as reference. For convenience, the larger-CAS energies are shifted upwards by 1.6 eV.

and sites, O_a . We take into account the overlap integrals and Coulomb interactions between the nearest neighbor $d_{x^2-y^2}$ and p_y/p_x σ -orbitals and also between the second nearest neighbors O_b p_y and O_a p_x . In the electron representation, we choose $\Delta = \epsilon_d - \epsilon_p = 3.0$ [29] and set $t_{pd}^x = -1.2$, $t_{pd}^y = -1.2$, and $t_{pp} = 0.5$ (eV). The values of the Coulomb repulsion parameters are chosen according to results of constrained LDA [40] and/or *ab initio*, explicitly correlated [2, 3, 4, 24] calculations: $U_{dd} = 9.0$, $U_{pp} = 5.0$, $V_{pd} = 1.5$, and $V_{pp} = 1.2$ (eV). Under the assumption of charge segregation into undoped and 1/3-doped stripes [12], we also include for the O_a ligands inter-site Coulomb interactions due to electrons at Cu and O sites on the neighboring, undoped $\text{Cu } d^9\text{-O } p^6\text{-...}$ chains. That is, the energy of the O_a p_x orbitals is shifted from $\epsilon_p = \epsilon_p^y = \epsilon_d - 3$ to $\epsilon_p^x = \epsilon_p + V_{pd} + 4V_{pp}$.

Ground-state expectation values are obtained by density-matrix renormalization-group (DMRG) techniques [41]. For these calculations chains of 33 CuO_4 plaquettes, open-end boundary conditions, and $m = 1200$ states to build the DMRG basis were used. The typical discarded weight is of the order $10^{-11} - 10^{-10}$ or lower.

Occupation numbers of p and d orbitals on the 3-plaquette unit at the middle of the 33-plaquette chain are listed in Table VI (first column). The Cu site right at the middle is labeled Cu_c . Along the $\text{Cu-O}_b\text{-...}$ chain, the next sites to the left and to the right are denoted O_b^l , Cu_l , O_b^l and O_b^r , Cu_r , O_b^r , respectively. For each of the Cu ions mentioned above there is also a pair of O_a sites. These ligands are labeled O_a^l , O_a^c or O_a^r . The occupation numbers of the d orbitals are comparable to those obtained in the CAS SCF calculations for the small cluster. However, since the $O 2s, 2p \rightarrow \text{Cu } 4s, 4p$ (back) charge transfer mentioned above is not taken into account in our p - d model Hamiltonian, the electron occupation of the p orbitals is somewhat larger. Also, compared to the *ab initio* results, there is no charge disproportion along the undistorted chain of CuO_4 plaquettes. This may be attributed to various effects. The most important should be the neglect of longer range Coulomb interactions in the p - d model Hamiltonian and the orbital optimization for the CAS SCF wave-function. The fact that the variational optimization of the “molecular” orbitals can lead to broken-symmetry solutions was shown for a simple model Hamiltonian by Martin [4].

Next, we simulate the shortening of the Cu-O_b bonds on every third plaquette along the chain by introducing a modulation of the hopping matrix elements and inter-site Coulomb repulsion parameters: $t'_{pd}(r) = t_{pd}(0) (r_0/r)^{7/2}$, $t'_{pp}(r) = t_{pp}(0) (r_0/r)^3$ [42], and $V'(r) = V(0) (r_0/r)$. Orbital occupation numbers are given in Table VI, for bonds shortened by 6% on the central plaquette on every 3-plaquette unit (second column) and for bonds shortened by 6% on the right-hand plaquette on every 3-plaquette unit (third column). We also list the energies calculated for the three configurations, with the energy of the undistorted chain taken as reference. The results show that the energy of the system is lowered for the distorted config-

TABLE VI: Orbital occupation numbers on the 3-plaquette unit at the middle of a chain of 33 CuO_4 plaquettes at 1/3 hole doping. DMRG results for a $p-d$ extended Hubbard model, see text. Three different geometries are considered. In the distorted configurations, the Cu-O_b bonds are shorter by 6% on every third plaquette. Each occupation number does not change by more than 0.02 for the next four “units”. Relative energies are also given, for a whole chain.

	Undist.	Dist. $\text{Cu}_c\text{-O}_b$	Dist. $\text{Cu}_r\text{-O}_b$
$\text{O}_b^l p_y$	1.75	1.80	1.71
$\text{Cu}_l d_{x^2-y^2}$	1.14	1.18	1.18
$\text{O}_a^l p_x$	1.89	1.93	1.93
$\text{O}_b^l p_y$	1.74	1.71	1.81
$\text{Cu}_c d_{x^2-y^2}$	1.13	1.04	1.18
$\text{O}_a^r p_x$	1.88	1.83	1.93
$\text{O}_b^r p_y$	1.74	1.71	1.71
$\text{Cu}_r d_{x^2-y^2}$	1.14	1.18	1.04
$\text{O}_a^r p_x$	1.89	1.93	1.83
$\text{O}_b^r p_y$	1.75	1.80	1.71
Rel. En. (eV)	0	-2.80	-2.44

urations. The small energy difference between the two differently distorted structures, 2.80 versus 2.44 eV, is due to finite size effects. In addition, the charge redistribution within the 3-plaquette unit(s) confirms the trend observed for the CAS SCF results on the smaller cluster: the oxygen holes tend to localize on the distorted plaquettes. Electron-phonon interactions and a softening of the half-breathing O-ion vibrations were predicted in the hole-doped regime by other authors as well [43], mostly on the basis of $t-J$ model Hamiltonian studies. With the present DMRG calculations for a $p-d$ extended Hubbard model, we found that the energetic effects associated with Cu-O_b bond-length distortions on every third plaquette along a chain of several plaquettes at 1/3-doping is of the order of hundred meV per each 3-plaquette “unit” (approximately 255 meV for distortions of 6%). These estimates are in line with the CAS SCF results discussed above. Nevertheless, the *ab initio* calculations indicate a much stronger effect.

IV. CONCLUSIONS

Results of *ab initio* multiconfiguration calculations on clusters including few CuO_4 plaquettes and also results of DMRG calculations for a $p-d$ extended Hubbard model with chains of few tens of plaquettes indicate the presence of strong anharmonic effects for the O-ion half-breathing deformations. In addition, for certain phases of the O-ion vibrations, charge can be displaced along the CuO chain. These effects are observed for both hole and electron doping.

The conditions under which the CuO_2 layers can be doped were discussed by Goodenough *et al.*, see

Refs. [12, 21] for example. Electrons are not easily accepted if the in-plane lattice parameter is too small, $a \lesssim 3.93 \text{ \AA}$. On the other hand, holes can be introduced if the lattice parameter is not larger than 3.87 \AA . Strong couplings between the Cu-O bond-length fluctuations and the charge carriers, with an anharmonic, multi-well energy landscape and strong charge transfer effects were also predicted in Ref. [12]. This prediction is confirmed by our present study. Nevertheless, both the CAS SCF results on the small clusters and the DMRG estimates for the $p-d$, Hubbard like $\text{CuO}_4\text{-CuO}_4\text{-...}$ chain are rather qualitative. For the CAS SCF calculations, a large part of the dynamic electron correlation effects is not accounted for [48]. Coulomb and (super)exchange interactions beyond the 4-plaquette cluster are also neglected. Within the hole-doped, $p-d$ extended Hubbard model we have neglected “rehybridization” effects [4] arising from the variational optimization of the orbitals. Charge disproportion along the CuO chain can be induced then only by longer range Coulomb interactions and structural distortions. However, since interactions beyond the nearest neighbors are not explicitly included, longer range Coulomb “correlations” occur through indirect, higher order effects. Each of the two approaches has thus its limitations, but to some extent the two types of methods are complementary. Most importantly, they both predict that the electron-lattice couplings in the doped CuO_2 planes are strong and anomalous. The superconductivity might be related to the collective, coherent tunneling of the doped carriers along the multi-well energy landscape. Tunneling effects associated with an electron hole in a double-well potential were analyzed on an oversimplified, hole-doped $[\text{CuO}_2]^-$ cluster model by Bishop *et al.*, see [11] and references therein. The height of the energy barrier was 400 meV in their model, similar to our results. The amplitude of the O-ion displacements was about two times smaller.

Within the traveling CDW/SDW scenario illustrated schematically in Fig.1, the rigidity of the superconducting condensate is ensured by the inter-carrier Coulomb repulsion and the relatively large AFM interactions between the intervening $\text{Cu } d^9$ ions. For a single chain, these couplings are weakened for doping levels below 1/3. In the case of hole doping, it seems that at higher concentrations an homogeneous metallic state is realized, like the 1/2-doped metallic chains in $\text{La}_{1.48}\text{Nd}_{0.40}\text{Sr}_{0.12}\text{CuO}_4$ [49]. The charge segregation into 1/3-doped and undoped stripes at optimal doping [12] is supported by inelastic neutron scattering data [50, 51]. Nevertheless, the existence of this type of charge ordering in the CuO_2 plane is not definitely established.

We thank A. Yamasaki, G. Stollhoff, G. Kalosakas, and A. T. Filip for fruitful discussions. L.H. acknowledges partial financial support from the Alexander von Humboldt Foundation.

-
- [1] C.-J. Mei and G. Stollhoff, *Phys. Rev. B* **43**, 3065 (1991).
- [2] G. Stollhoff, *Phys. Rev. B* **58**, 9826 (1998).
- [3] R. L. Martin, *J. Chem. Phys.* **98**, 8691 (1993).
- [4] R. L. Martin, *Phys. Rev. B* **53**, 15501 (1996).
- [5] C. J. Calzado, J. F. Sanz, and J. P. Malrieu, *J. Chem. Phys.* **112**, 5158 (2000).
- [6] L. Hozoi, S. Nishimoto, and A. Yamasaki, *Phys. Rev. B* **72**, 144510 (2005).
- [7] F. C. Zhang and T. M. Rice, *Phys. Rev. B* **37**, 3759 (1988).
- [8] *Phase Separation in Cuprate Superconductors*, Eds. K. A. Müller and G. Benedek (World Scientific, Singapore, 1992).
- [9] *Phase Separation in Cuprate Superconductors*, Eds. E. Sigmund and K. A. Müller (Springer-Verlag, Berlin, 1994).
- [10] S. A. Kivelson, I. P. Bindloss, E. Fradkin, V. Oganessian, J. M. Tranquada, A. Kapitulnik, and C. Howald, *Rev. Mod. Phys.* **75**, 1201 (2003).
- [11] A. R. Bishop, D. Mihailovic, and J. Mustre de León, *J. Phys.: Condens. Matter* **15**, L169 (2003).
- [12] J. B. Goodenough, *J. Phys.: Condens. Matter* **15**, R257 (2003).
- [13] V. Hizhnyakov and E. Sigmund, *Physica C* **156**, 655 (1988).
- [14] J. Zaanen and A. M. Oleś, *Phys. Rev. B* **37**, 9423 (1988).
- [15] V. J. Emery and G. Reiter, *Phys. Rev. B* **38**, 4547 (1988).
- [16] B. I. Kochelaev, J. Sichelschmidt, B. Elschner, W. Lemor, and A. Loidl, *Phys. Rev. Lett.* **79**, 4274 (1997).
- [17] L. Proville and S. Aubry, *Eur. Phys. J. B* **15**, 405 (2000); L. Proville and S. Aubry, *Eur. Phys. J. B* **11**, 41 (1999); see also S. Aubry in [8].
- [18] A. S. Alexandrov and N. Mott, *Polarons and Bipolarons* (World Scientific, Singapore, 1995); A. S. Alexandrov, *Theory of Superconductivity: From Weak to Strong Coupling* (Taylor and Francis, London, 2003).
- [19] L. Hozoi, C. Presura, C. de Graaf, and R. Broer, *Phys. Rev. B* **67**, 035117 (2003); L. Hozoi, S. Nishimoto, and A. Yamasaki, *Phys. Rev. B* **72**, 195117 (2005).
- [20] For a monograph, see T. Helgaker, P. Jørgensen, and J. Olsen, *Molecular Electronic-Structure Theory* (Wiley, Chichester, 2000).
- [21] M. G. Smith, A. Manthiram, J. Zhou, J. B. Goodenough, and J. T. Markert, *Nature* **351**, 549 (1991).
- [22] R. Pou-Amérigo, M. Merchán, I. Nebot-Gil, P.-O. Widmark, and B. O. Roos, *Theor. Chim. Acta* **92**, 149 (1995); P.-O. Widmark, P.-Å. Malmqvist, and B. O. Roos, *Theor. Chim. Acta* **77**, 291 (1990).
- [23] D. Muñoz, I. de P. R. Moreira, and F. Illas, *Phys. Rev. B* **65**, 224521 (2002).
- [24] C. J. Calzado, J. Cabrero, J. P. Malrieu, and R. Caballol, *J. Chem. Phys.* **116** 3985 (2002).
- [25] C. de Graaf, Ph. D. thesis, Rijksuniversiteit Groningen (1998).
- [26] F. Illas, J. Rubio, J. C. Barthelat, *Chem. Phys. Lett.* **119**, 397 (1985); W. R. Wadt and P. J. Hay, *J. Chem. Phys.* **82**, 284 (1985).
- [27] MOLCAS 6, Department of Theoretical Chemistry, University of Lund, Sweden.
- [28] B. H. Botch, T. H. Dunning, and J. F. Harrison, *J. Chem. Phys.* **75**, 3466 (1981); C. Froese Fischer, *J. Phys. B* **10**, 1241 (1977).
- [29] O. K. Andersen, A. I. Liechtenstein, O. Jepsen, and F. Paulsen, *J. Phys. Chem. Solids* **56**, 1573 (1995).
- [30] E. Pavarini, I. Dasgupta, T. Saha-Dasgupta, O. Jepsen, and O. K. Andersen, *Phys. Rev. Lett.* **87**, 047003 (2001).
- [31] K. Andersson and B. O. Roos, *Chem. Phys. Lett.* **191**, 507 (1992).
- [32] C. de Graaf, C. Sousa, I. de P. R. Moreira, and F. Illas, *J. Phys. Chem. A* **105**, 11371 (2001).
- [33] P.-Å. Malmqvist, *Int. J. Quantum. Chem.* **30**, 479 (1986); P.-Å. Malmqvist and B. O. Roos, *Chem. Phys. Lett.* **155**, 189 (1989).
- [34] X. F. Sun, Y. Kurita, T. Suzuki, S. Komiya, and Y. Ando, *Phys. Rev. Lett.* **92**, 047001 (2004).
- [35] R. J. Cava, A. Santoro, D. W. Johnson, and W. W. Rhodes, *Phys. Rev. B* **35**, 6716 (1987).
- [36] Compared to the minimal-CAS results reported in Ref. [6], the present study shows that the tendency towards localization on a single anion is less pronounced for larger active spaces. However, we continue to call these broken-symmetry states in the undistorted structure as O_b^l , O_b^c or O_b^r -hole states.
- [37] M. D. Towler, N. L. Allan, N. M. Harrison, V. R. Saunders, W. C. Mackrodt, and E. Aprá, *Phys. Rev. B* **50**, 5041 (1994).
- [38] E. Ruiz, S. Alvarez, P. Alemany, and R. A. Evarestov, *Phys. Rev. B* **56**, 7189 (1997).
- [39] Geometry optimizations at a correlated, post-HF level are not possible yet.
- [40] A. K. McMahan, R. M. Martin, and S. Satpathy, *Phys. Rev. B* **38**, 6650 (1988); M. S. Hybertsen, M. Schlüter, and N. E. Christensen, *Phys. Rev. B* **39**, 9028 (1989).
- [41] For a review, see U. Schollwöck, *Rev. Mod. Phys.* **77**, 259 (2005).
- [42] W. A. Harrison, *Electronic Structure and the Properties of Solids* (Dover, New York, 1989).
- [43] See for example [44, 45, 46, 47] and references therein.
- [44] K. J. von Szczepanski and K. W. Becker, *Z. Phys. B* **89**, 327 (1992).
- [45] O. Rösch and O. Gunnarsson, *Phys. Rev. Lett.* **92**, 146403 (2004).
- [46] S. Ishihara and N. Nagaosa, *Phys. Rev. B* **69**, 144520 (2004).
- [47] P. Piekarczyk and T. Egami, *Phys. Rev. B* **72**, 054530 (2005).
- [48] More sophisticated methods, e.g., multi-reference CI or multiconfiguration perturbation theory, are needed for treating dynamical correlation effects [20]. Such calculations are beyond the scope of this paper.
- [49] J. M. Tranquada, B. J. Sternlieb, J. D. Axe, Y. Nakamura, and S. Uchida, *Nature* **375**, 561 (1995).
- [50] R. J. McQueeney, Y. Petrov, T. Egami, M. Yethiraj, G. Shirane, and Y. Endoh, *Phys. Rev. Lett.* **82**, 628 (1999).
- [51] T. Egami, Y. Petrov, and D. Louca, *J. Supercond.: Incorp. Novel Magn.* **13**, 709 (2000); T. Egami, J.-H. Chung, R. J. McQueeney, M. Yethiraj, H. A. Mook, C. Frost, Y. Petrov, F. Dogan, Y. Inamura, M. Arai, S. Tajima, and Y. Endoh, *Physica B* **316–317**, 62 (2002).