

Preferential attachment scale-free growth model with random fitness

Marcelo D. S. de Meneses¹, Sharon D. da Cunha¹,
D. J. B. Soares^{1,2} and L. R. da Silva¹

¹*Departamento de Física Teórica e Experimental,
Universidade Federal do Rio Grande do Norte,
Campus Universitario, 59072-970 Natal-RN, Brazil*

²*Departamento de Biofísica e Farmacologia, Centro de Biociências,
Universidade Federal do Rio Grande do Norte,
Campus Universitário 59072 970, Natal-RN, Brazil*

We introduce a model which consists in a planar network which grows by adding nodes at a distance r from the pre-existing barycenter. Each new node position is randomly located through the distribution law $P(r) \propto 1/r^\gamma$ with $\gamma > 1$. The new node j is linked to only one pre-existing node according to the probability law $P(i \leftrightarrow j) \propto \eta_i k_i / r_{ij}^{\alpha_A}$ ($1 \leq i < j$; $\alpha_A \geq 0$); k_i is the number of links of the i^{th} node, η_i is its fitness (or quality factor), and r_{ij} is the distance. We consider in the present paper two models for η_i . In one of them, the *single fitness model* (SFM[1]), we consider $\eta_i = 1 \forall i$. In the other one, the *uniformly distributed fitness model* (UDFM), η_i is chosen to be uniformly distributed within the interval $(0, 1]$. We have determined numerically the degree distribution $P(k)$. This distribution appears to be well fitted with $P(k) = P(1) k^{-\lambda} e_q^{-(k-1)/\kappa}$ with $q \geq 1$, where $e_q^x \equiv [1 + (1-q)x]^{1/(1-q)}$ ($e_1^x = e^x$) is the q -exponential function naturally emerging within nonextensive statistical mechanics. We determine, for both models, the entropic index q as a function of α_A (q depends from γ). Additionally, we determine the average topological (or chemical) distance within the network, and the time evolution of the average number of links $\langle k_i \rangle$. We obtain that, asymptotically, $\langle k_i \rangle \propto (t/i)^\beta$, (i coincides with the input-time of the i node) and $\beta(\alpha_A)$ to both cases.

Scale-free networks are very popular nowadays [2, 3, 4, 5] due to their uncountable applications in different fields of knowledge. These models are typically associated with some physical quantities that are characterized by power-law asymptotic behavior, instead of the usual exponential laws. Most of these models do not take into account the node-to-node Euclidean distance, i.e., the geographical distance. One of them which does take into account this aspect of the problem has been introduced recently [1] and discussed. In this example, as well as in others [6, 7], strong connection has been revealed with nonextensive statistical mechanics [8, 9]. In the present paper, we follow the lines of [1] which we extend in the sense that we include now a local variable denominated *fitness* or *quality factor*, we call this variable η_i . The model studied by [1] is herein referred to as the *Single Fitness Model* (SFM), that is, $\eta_i = 1 \forall i$, and we

also study the *Uniformly Distributed Fitness Model* (UDFM), in which the local fitness is an independent random variable. We are here interested to focus on the effects of the fitness on the connectivity probability distribution and similar quantities.

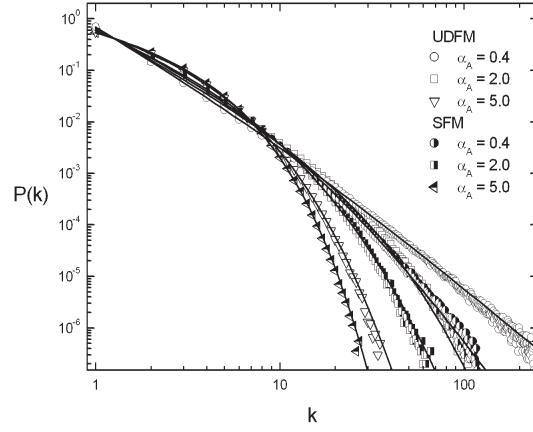


Figure 1: Connectivity distribution $P(k)$ in log-log scale for typical values α_A for UDFM and SFM models. The symbols are numerical results and continuous lines are the best fits in according to equation 2.

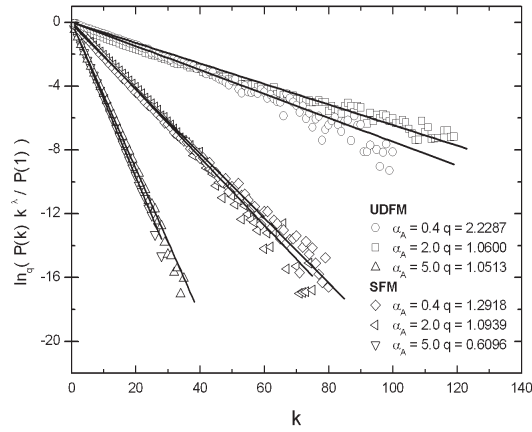


Figure 2: Representation of the figure 1 in \ln_q - linear.

At the plane, we have constructed a complex network which is constituted by nodes and links between nodes. The network grows sequentially by adding a node at each time. We fix the first node ($i = 1$) at the origin. The position of the second node ($i = 2$) is chosen randomly with respect to origin in such way

its distance r obeys the probability law $P(r) \propto 1/r^\gamma$ with $\gamma > 1$. In this paper, we have chosen $\gamma = 5/4$ for all cases studied. Next the second node is linked to first one. Then, the origin is moved into network barycenter formed by the two nodes. The previous procedure is used to include the third site, fourth site, and so on. We link the third node ($j = 3$) to one of the pre-existing nodes in the network. We establish its connection by considering the linking probability given by $P(i \leftrightarrow j = 3) \propto \eta_i k_i / r_{ij}^{\alpha_A}$ ($\alpha_A \geq 0$) and $1 \leq i < j$. The connectivity of i^{th} node is stood for k_i and η_i is its fitness and r_{ij} is its distance to new node ($j = 3$). At this early stage we have $k_1 = 1$ and $k_2 = 1$.

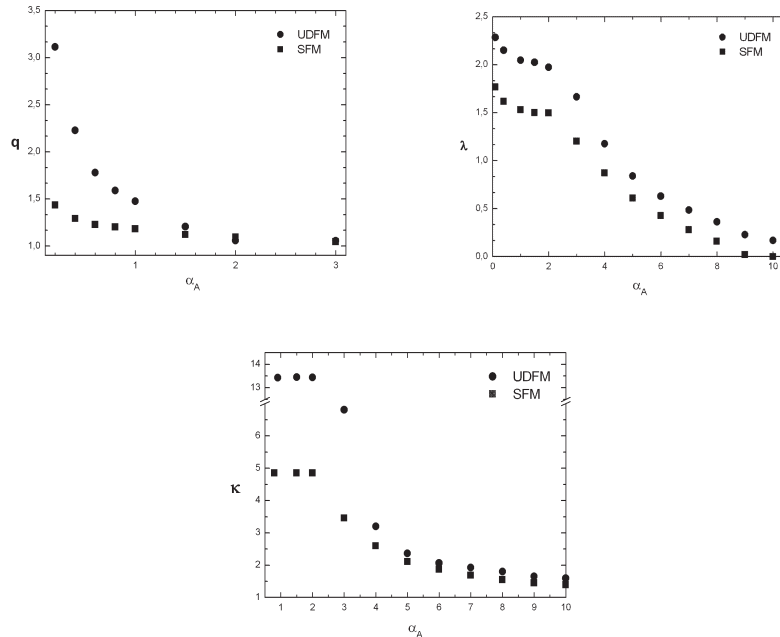


Figure 3: α_A -dependence of (q, λ, κ) for both SFM and UDFM models.

The Fitness model is characterized by the presence of factor η_i that appear in the linking probability. We define the fitness or quality model in following way: To each node $i < j$ is assigned a uniform random value $\eta_i \in (0, 1]$ when the node is born. That value is kept constant while the network grows. In traditional models old nodes are more attractive than new ones. In this model we give a chance for new sites, with high fitness, become competitive.

The network growth process is sequentially repeated up to size desired for network. To avoid node position overlap we consider the lowest distance between them to be unit. If we denote N the total number of nodes one can write linking probability for i^{th} network node to connect the new node $j = N + 1$ as

$$P(i \leftrightarrow j = N + 1) = \frac{\eta_i k_i / r_i^{\alpha_A}}{\sum_{i=1}^N \eta_i k_i / r_{ij}^{\alpha_A}} \quad (1)$$

The dynamics that we have introduced by the above rule does privilege the connection between new nodes and those having many links (high fitness nodes)

since they are not so far from each other. One similar rule was explored [10] for the particular case of uniform distribution of sites within some limited region at the plane, with $\eta_i = 1 \forall i$. The α_A parameter control the influence range of the nodes (or hubs). The case α_A zero corresponds to the Bianconi fitness model [11] where distance is not relevant. In the present paper we will emphasize the following aspects:

- The network degree distribution in the stationary-state $P(k)$ relative to number of nodes having k links in the $N \rightarrow \infty$.
- The temporal dependence of average number of links $\langle k_i \rangle$ and more precisely to know how asymptotically it increase with time t/i , $t \geq i$.
- The dependence of average length, $\langle l \rangle$, with α_A parameter.

The numerical results are obtained for networks with 10 000 nodes and 2 000 runs. In this network size the probability distribution $P(k)$ practically enter in the stationary regime. The figure 1 show our numerical results for $P(k)$ (symbols) and fits (continuous lines) for UDFM and SFM models. One can observe in our results that α_A has a strong influence on $P(k)$. The present results are very well fitted by the function

$$P(k) = P(1) k^{-\lambda} e_q^{-(k-1)/\kappa} \quad (2)$$

where q -exponential function is defined by

$$e_q^x \equiv [1 + (1 - q)x]^{1/(1-q)} \quad (e_1^x = e^x). \quad (3)$$

The variable κ is the characteristic number of links [1]. In the figure 2 we represent the figure 1 in a \ln_q -linear plot. Where $\ln_q(x) = (x^{1-q} - 1)/(1 - q)$.

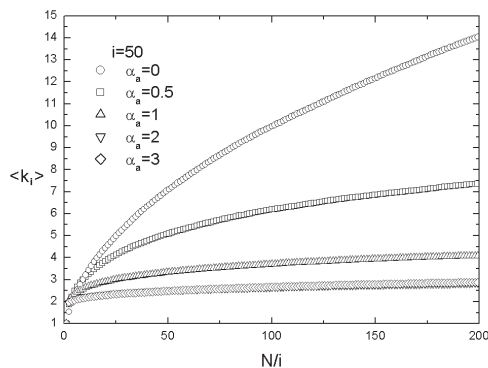


Figure 4: Temporal dependency of the average connectivity for UDFM model.

Analyzing the figure 1, we have found that the UDFM has raised the number of links per node and it turns out that hubs are more connected. In the figure 3 we present the (q, λ, κ) evolution curve with α_A for both models studied. We observe that UDFM curve is always above the SFM case. They have the same asymptotic limit, i.e., $q(\alpha_A) = 1$.

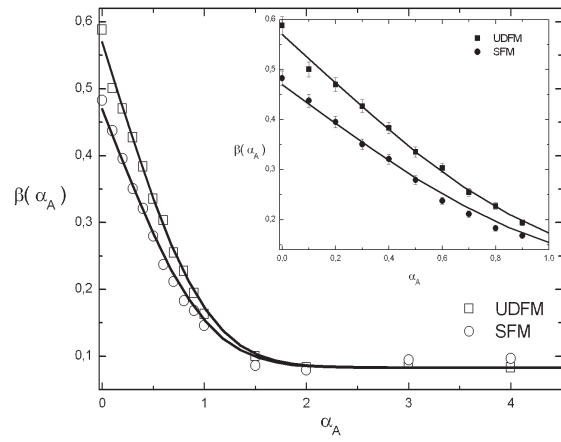


Figure 5: Average connectivity exponent for α_A values relative to measures on node $i = 50$.

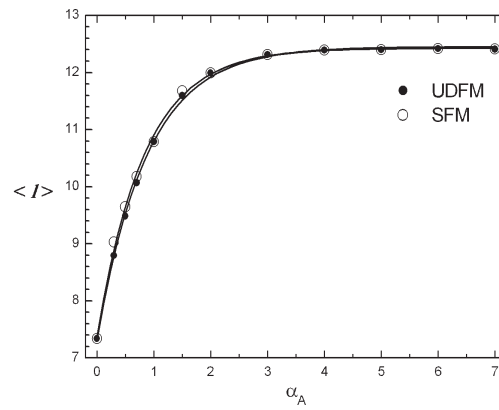


Figure 6: Average path length for UDFM and SFM models.

The results for the node average connectivity $\langle k_i \rangle$ are indicated in the figure 4 where we show its temporal evolution. Our data for $\langle k_i \rangle$ can be fitted by the function

$$\langle k_i \rangle \propto \left(\frac{t}{i} \right)^{\beta(\alpha_A, \eta_i)} \quad t \geq i \quad (4)$$

The collapse of the curves for $\alpha_A \geq 2$ indicates a upper limit (natural cutoff) for a node connectivity. As much we increase α_A all hubs reduce its connectivity to a minimal value 2. We explain this result imagining that the linking probability decays strongly for increasing α_A in such way that a node does not see other unless its first neighbours, and therefore they form long node chains. This fact is inherent to the network growing rule, i.e., if we use other rule for example each new site links with more than one node, this limit result would be quite different.

In the figure 5 we show the exponent $\beta(\alpha_A)$ for UDFM and SFM models. The exponent decline down from 0.59 for UDFM and from 0.48 for SFM to a stationary value 0.1. The figure 6 shows the average length $\langle l \rangle$ dependency on α_A for UDFM and SFM models. The average path length, $\langle l \rangle$, of a network is defined as the number of edges in the shortest path between two nodes averaged over all pairs of nodes. We see that, when α_A varies, $\langle l \rangle$ raises rapidly to a saturated value ~ 12 . The saturation in figure 6 is explained by the $\langle k_i \rangle$ convergence in figures 5 and 4 for $\alpha_A \geq 2$.

Now we will summarize our present paper. Following the lines of the paper [1] we have presented a model in which we add fitness. We study the effect of competition between the relevant variable for connectedness when we include fitness on the network. In UDFM model the popular nodes (many links) do compete with younger nodes when the fitness is a important factor that permits them to get more links. When we raise α_A we favor the linking between first neighbours in the network. When α_A is zero we recover the Bianconi-Barabási model [11]. The average connectivity $\langle k_i \rangle$ and average path length $\langle l \rangle$ are appreciably influenced by factor α_A for UDFM and SFM models. We have shown that degree distribution $P(k)$ is very well fitted by the function proposed that contain q -exponential function that emerges naturally from non-extensive statistics. And when we compare our results relative to SFM we have obtained that the number of links per node has raised for all values α_A . When the α_A is increased we find that links per hubs has reduced as SFM but it occurs slower. The presence of fitness changes the universality class in the complex network. Then if you want a more complete scenario for this kind of system, fitness should be included.

Acknowledgments

We acknowledge Constantino Tsallis for critical reading and many fruitful suggestions, as well as financial support from Capes, Pronex/MCT and CNPq (Brazilian agencies). One of us (LRS) also acknowledges warm hospitality at the Santa Fe Institute, where this work was completed.

References

- [1] D.J.B. Soares, C. Tsallis, A.M. Mariz and L.R. da Silva, Europhys. Lett.,**70**,(2005),70.
- [2] D.J. Watts and S.H. Strogatz, Nature,**393**, (1998), 440.
- [3] R. Albert and A.-L. Barabasi, Science ,**286**, (1999), 509.
- [4] R. Albert and A.-L. Barabasi, Rev. Mod. Phys.,**74**, (2002), 47.
- [5] A.F. Rozenfeld, R. Cohen, D. ben-Avraham and S. Havlin ,Phys. Rev. Lett. **89**,(2002),218701.
- [6] S. Thurner and C. Tsallis, Europhys. Lett. **72**, 197 (2005).
- [7] D.R. White, N. Kejzar, C. Tsallis, D. Farmer and S. White, cond-mat/0508028.
- [8] C. Tsallis, J. Stat. Phys. **52**, 479 (1988). For full bibliography see <http://tsallis.cat.cbpf.br/biblio.htm>
- [9] M. Gell-Mann and C. Tsallis, eds., *Nonextensive Entropy - Interdisciplinary Applications* (Oxford University Press, New York, 2004).
- [10] S.S. Manna and P. Sen, Phys. Rev. Lett.**66** ,(2002), 066114.
- [11] G. Bianconi and A.-L. Barabasi, Europhys. Lett., **54**,(2001),436.