

Bubble Statistics and Dynamics in Double-Stranded DNA

B. S. Alexandrov,^{1,2} L.T. Wille,² K.Ø. Rasmussen,¹ A.R. Bishop,¹ and K.B. Blagoev¹

¹*Theoretical Division, Los Alamos National Laboratory, Los Alamos, New Mexico 87544*

²*Physics Department, Florida Atlantic University, Boca Raton, Florida 33433*

The dynamical properties of double-stranded DNA are studied in the framework of the Peyrard-Bishop-Dauxois model using Langevin dynamics. Our simulations are analyzed in terms of two probability functions describing coherently localized separations ('bubbles') of the double strand. We find that the resulting bubble distributions are more sharply peaked at the active sites than found in thermodynamically obtained distributions. Our analysis ascribes this to the fact that the bubble life-times significantly affects the distribution function. We find that certain base-pair sequences promote long-lived bubbles and we argue that this is due to a length scale competition between the nonlinearity and disorder present in the system.

The role of dynamics in biological function is becoming increasingly clear [1, 2, 3]. Whereas protein action and binding have traditionally been discussed in terms of static structures, it is now evident that many functionalities are consequences of dynamics. Because of its biological importance and structural clarity DNA constitutes an appropriate system in which to begin to understand how structure and thermal motion can work together to determine function. In particular, the identification of biological processes that are regulated by the dynamical properties of DNA is fundamentally important for understanding its interaction with other molecules. Key mechanisms are controlled by entropically driven thermal fluctuations, which cause local dynamical changes in the inter-strand separation ('bubbles') in double-stranded DNA molecules. Recent theoretical and experimental studies [4] suggest that the base pair sequence (structure) determines specific regions in the double-strand that are more prone to such thermally induced strand separation. Most importantly, these studies have demonstrated a strong correlation between the specific location of large, coherent openings, in DNA and transcription-promoting regions of the DNA sequence for several well-characterized viral sequences. It has also been found [5] that the DNA dynamics in the presence of UV induced dimers between two adjacent thymine bases (TT-dimers) is dramatically altered in the neighborhood of the dimer, suggesting an enhancing role for the large fluctuations present at the dimer site in the dimer recognition pathway. In both cases the theoretical characterization has been provided by the Peyrard-Bishop-Dauxois (PBD) model [6, 7]. However, recently it was argued [8, 9] that thermodynamic characterization of the thermal fluctuations may differ from a dynamical characterization, which points to the need for a thorough understanding of the dynamical effects in this highly nonlinear and cooperative material.

Here, we use finite temperature Langevin simulations to probe the impact of sequence heterogeneity on bubble dynamics in six different sequences all composed of 69 base pairs: i) two homogeneous sequences composed purely of thymine-adenine (T-A) and guanine-cytosine

(G-C) base-pairs, respectively, and ii) two specific heterogeneous sequences: Adeno Associate Viral (AAV) P5 promoter and a mutated (AAV) P5 promoter obtained from the wild AAV promoter by replacing two specific neighboring A-T base-pairs with G-C base-pairs (see Ref. [4] for details). Finally, iii) we investigate two periodic sequences each containing 35 (T-A) base-pairs and 34 (G-C) base-pairs that have different periodicities - G_1A_1 - with a period of 2 base pairs and G_5A_5 with a period of 10 base pairs. We compare our results to thermodynamic results for the inter-strand DNA opening obtained with the same model and observe several important differences. We emphasize that the Langevin dynamics of the PBD model's principal degrees-of-freedom for DNA base pairs is necessarily a phenomenological representation of DNA's full complexity: microscopic fine scales of, e.g., water motions are not explicitly modeled.

In the framework of the PBD model, the thermal dynamics of the n 'th base-pair is obtained through:

$$m\ddot{y}_n = -V'(y_n) - W'(y_{n+1}, y_n) - W'(y_n, y_{n-1}) - m\gamma\dot{y}_n + \xi_n(t), \quad (1)$$

where

$$V(y) = D_n(e^{-a_n y} - 1)^2,$$

is an on-site Morse potential modeling the hydrogen bonding of complementary bases, and representing the exact sequence [10], and

$$W(x, y) = \frac{k}{2}(1 + \rho e^{-\beta(x+y)})(x - y)^2$$

represents the nonlinear stacking interactions. Here prime denotes differentiation with respect to y_n , γ is the friction constant, and the random force $\xi_n(t)$ is Gaussian distributed white noise. With the parameter values used (see Refs. [11, 12], the success of the model in describing the base-pair openings of double-stranded DNA has been demonstrated by direct comparison with various experiments on the melting transition [12], S1 nuclease digestion [4], pre-denaturation bubbles [13], and forced unzipping [14].

Here we simulate the dynamics of double-stranded DNA at $T = 300\text{K}$ by numerically integrating the system of stochastic equations (1), applying periodic boundary

[4] are flawed by insufficient statistics in the simulations. We therefore present in Fig. 2 the result of $M = 800$ simulations of $t_s = 2$ nsec duration. Similar results were obtained from simulations of $t_s = 1$ nsec duration (not shown) suggesting that the statistics is indeed sufficient even in a 1 nsec simulation. It is important to note that even for the 2 nsec simulations we never observed complete melting of all the 69 base pairs indicating that we are exclusively sampling the premelting regime.

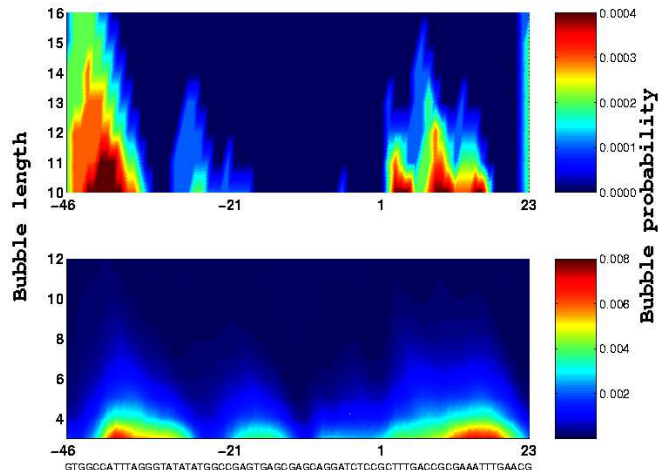


FIG. 3: Bubble probability, $\sum_{tr=1.5A}^{\infty} P_n(l, tr)$, for a mutated AVV P5 sequence (see text).

In Fig. 3 we similarly show $\sum_{tr=1.5A}^{\infty} P_n(l, tr)$ for a mutated AVV P5. The mutation, which has severe consequences for the promoter's ability to induce transcription (see Ref. [4]), consists of changing base-pairs +1 and +2 to $G-C$ pairs. From Fig. 3 we observe that this mutation indeed severely inhibits the formation of large bubbles around the +1 base-pair. Comparing Figs. 2 and 3, we see that changing just two base pairs is a sufficient increase of the $G-C$ "barrier" to restrict the flow of thermal energy to be exclusively downstream in the sequence. This is the mechanism by which the mutation can induce rather long-range effect, such as the change in the probability around base pair -30, although this effect may be specific to periodic boundary conditions.

From these simulations we confirm that, for these heterogeneous sequences, the maxima of the PDFs correspond to biologically important sites in the sequence, and that even small changes of the sequence can lead to significant changes in the spatio-temporal probabilities.

In order to shed more light on the role of the life-time of the bubbles, we calculate a distribution function for the average bubble duration (ABD):

$$ABD(n, l, tr) = \left\langle \frac{\sum_{q_n^k=1}^{q_n^{kmax}(l, tr)} \Delta t[q_n^k(l, tr)]}{\sum_{q_n^k=1}^{q_n^{kmax}(l, tr)} q_n^k(l, tr)} \right\rangle_M \quad (3)$$

where the denominator is the total number of bubbles, with strand-separation tr , in the k^{th} simulation, spanning l base pairs beginning at the n^{th} base-pair. It is important to emphasize that the information contained in the ABD can not be accessed through any thermodynamic considerations. In Fig. 4 we show the quantity

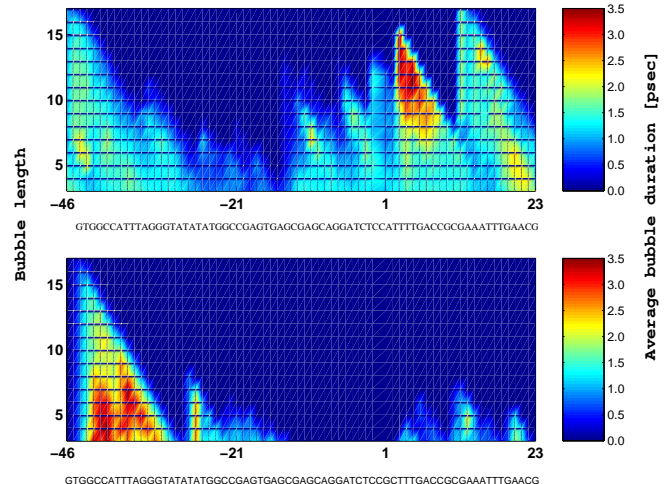


FIG. 4: Average bubble duration time, $\sum_{tr=4.5A}^{\infty} ABD(n, l, tr)$, for AAV P5 (upper) and for mutated AVV P5 (lower) sequences.

$\sum_{tr=4.5A}^{\infty} ABD(n, l, tr)$ for the AAV P5 sequence as well as for the mutated AAV P5 sequence. The immediate observation is that the wild version of the AVV P5 sequence overall supports bubbles of significantly longer duration than the mutated version. This is particularly true for bubbles of large strand separation. As documented by Fig. 3, the mutated AAV P5 certainly supports a number of large bubbles but their duration is significantly shorter. Also, Fig. 4 shows that the region around base-pair +1 in the wild sequence supports large amplitude, long lived bubbles, a feature that is completely absent in the mutated sequence.

To compare the probability for bubble existence for all simulated sequences, we show in Fig. 5 the quantities $\sum_{n=-46}^{23} \sum_{tr=1.5A}^{\infty} P_n(l, tr)$ (upper) and $\sum_{n=-46}^{23} \sum_{l=3bp}^{\infty} P_n(l, tr)$ (lower). In the two plots we show results for homogeneous $A-T$ and $G-C$ sequences, together with AAV P5 and its mutated version. Also shown are results for the two periodic sequences (G_1A_1) and (G_5A_5). All probabilities decrease exponentially with size (amplitude and length) rendering large bubbles rare dynamical events. As is natural given the softer $A-T$ potential, the probability for any bubbles is always largest in a homogeneous $A-T$ sequence and lowest in a homogeneous $G-C$ sequence. Comparing the results for homogeneous, periodic and heterogeneous sequences, it is clear that the bubble probability depends very little on sequence, but mainly on the AT and GC content [17]. Fi-

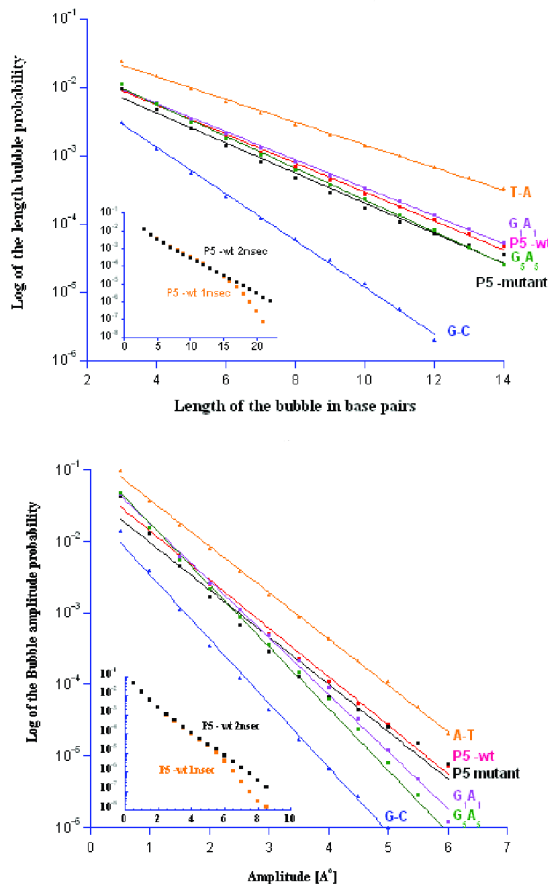


FIG. 5: Bubble length probability (log scale), $\sum_{n=-46}^{23} \sum_{tr=1.5A}^{\infty} P_n(l, tr)$ (upper), and bubble amplitude probability (log scale), $\sum_{n=-46}^{23} \sum_{l=3bp}^{\infty} P_n(l, tr)$ (lower). The insets compare these for AAV P5 at 1 nsec and 2 nsec simulation times.

nally, we observe that the periodic (G_5A_5) sequence has less probability for longer bubbles in comparison with the sequence with smaller period (G_1A_1) and with the heterogeneous AAV P5 sequence, confirming that the GC “barriers” and their impedance role is restricting energy flow in the sequence.

In the case of the bubble amplitude probability, there is a strong dependence on the actual sequence. The heterogeneous AAV P5 sequence sustains high amplitude bubbles significantly better than the periodic sequences (G_1A_1) and (G_5A_5) with the same AT content. Even the mutated AAV P5 sequences with slightly less AT content than the periodic sequences (G_1A_1) and (G_5A_5) is more probable to sustain bubbles with amplitudes over 4\AA . Therefore the amplitude of the bubbles is sensitive to the exact sequence. In the heterogeneous sequences the probability for bubble with high amplitudes is larger than in the periodic sequences with the same or even a little less AT content. This is consistent with recent demon-

stration [18] of melting temperatures being sensitive to intra-sequence correlation rather than being simply determined by AT and GC content.

The insets of Fig. 5 compare the results of the 1 nsec and 2 nsec simulations for the AAV P5 sequence. Since the results are equivalent up to amplitudes larger than 6\AA and bubble lengths larger than 14 base-pairs, we conclude that in this sequence the finite time effects in Langevin simulations exists only beyond these amplitudes and lengths.

In summary we have performed Langevin simulations of the PBD model of DNA and confirmed earlier results regarding the sequence dependence of bubble formation in agreement with results obtained on a purely thermodynamic basis. However, we find that the dynamics more sharply delineates the regions active for thermal strand separation because the life-times of bubbles are directly accounted for. We find that the probability for larger bubbles (lengths and amplitudes) is higher for heterogeneous than for periodic sequences with the same A-T content. The important role of the length of the $G - C$ “barriers” for bubble existence was identified. We find that the bubbles with maximum duration begin their existence at biologically significant sites, and that these bubble initiation sites are different for bubbles with different amplitudes. Finally, we found a striking sensitivity of the bubble life-time on sequence. Therefore we suggest that DNA’s ability to sustain bubbles in some regions is a result of competition between length scales arising from the nonlinearity and the sequence heterogeneity, and that this competition sensitively controls the bubble life-times. Since specific biological function are likely to be aided by long-lived openings of specific sizes, this information regarding size-lifetime relationships is directly relevant.

B.S.A. would like to thank Professor Peter Littlewood for the useful discussions. Research at Los Alamos National Laboratory is performed under the auspices of the US Department of Energy under contract W-7405-ENG-36.

-
- [1] B.F. Volkman, *et al.* Science **291**, 2429 (2001).
 - [2] E.Z. Eisenmesser, *et al.*, Science, **295**, 1520 (2002).
 - [3] M. Tomschik, *et al.* Proc. Nat’l. Acad. Sci. USA, **102**, 3278 (2005)
 - [4] C.H. Choi *et al.* Nucl. Acids Res. **32** 1584 (2004); G. Kalosakas, *et al.* Europhys. Lett., **68**, 127 (2004)
 - [5] K.B. Blagoev *et al.* (submitted).
 - [6] M. Peyrard M. and A. R. Bishop, Phys. Rev. Lett., **62** 2755 (1989)
 - [7] Dauxois T., Peyrard M. and Bishop A. R., Phys. Rev. E, **47** R44 (1993)
 - [8] T.S. van Erp *et al.*, Phys. Rev. Lett. **95**, 218104 (2005). See also <http://xxx.lanl.gov/physics/0512077>.
 - [9] <http://xxx.lanl.gov/abs/cond-mat/0511128>

- [10] A A-T (G-C) base pair is modeled by the parameters, $D_{AT} = 0.05eV$, and $a_{AT} = 4.2\text{\AA}^{-1}$ ($D_{GC} = 0.075eV$, and $a_{GC} = 6.9\text{\AA}^{-1}$).
- [11] $\gamma = 0.05$ ($\gamma = 0.005$) during (after) preheating.
- [12] A. Campa, and A. Giansanti, Phys. Rev. E. **58**, 3585 (1998).
- [13] S. Ares *et al.* Phys. Rev. Lett. **94**, 035504 (2005)
- [14] N.K. Voulgarakis *et al.* <http://xxx.lanl.gov/cond-mat/0512487> (submitted).
- [15] Comparing the trajectories resulting from two almost equal initial conditions we observed exponential growth of the differences between all the coordinates indicating the existence of at least one positive Liapunov exponent consistent with the analytical calculation in: H. Qasmi, J.Barre, and T. Dauxois, <http://arXiv:cond-mat/0407662> v1,(2004).
- [16] A. Sanches, A. Bishop, SIAM Review **40**, 579,(1988).
- [17] In general, the coefficients, $\gamma_{sequence}$ of the exponential decrease are well approximated by a mean field consideration: $\gamma_{sequence} = \frac{n_{AT}\gamma_{AT}+n_{GC}\gamma_{GC}}{n_{AT}+n_{GC}}$, where n_{AT} (n_{GC}) is the number of AT (GC) base pairs. γ_{A-T} (γ_{G-C}) is the coefficient for the pure A - T (G - C) sequences.
- [18] G. Weber *et al.* Nature Physics **2**, 55 (2006).