

Temporal Oscillation of Conductances in Quantum Hall Effect of Bloch Electrons

Manabu MACHIDA¹ *, Naomichi HATANO¹ † and Jun GORYO² ‡

¹*Institute of Industrial Science, The University of Tokyo, Komaba, Meguro, Tokyo 153-8505*

²*Department of Physics and Mathematics, Aoyama Gakuin University, 5-10-1 Fuchinobe, Sagamihara, Kanagawa 229-8558*

We study a nonadiabatic effect on the conductances in the quantum Hall effect of two-dimensional electrons with a periodic potential. We found that the Hall and longitudinal conductances oscillate in time with very large frequencies due to quantum fluctuation.

KEYWORDS: integer quantum Hall effect, Chern number, nonadiabatic effect, Greenwood linear-response theory

Two years after the discovery of the quantum Hall effect,^{1,2} Thouless, Kohmoto, Nightingale and den Nijs (TKNN)^{3,4} theoretically studied the quantum Hall effect in two-dimensional electrons with a periodic potential. They expressed the Hall conductance as an integer multiplied by e^2/h . The integer is a topological invariant called the Chern number. Such a system has been experimentally realized as a superlattice structure in a semi-conductor heterojunction.⁵⁻⁷

We can treat the electric field as a time-dependent vector potential. Then adiabatic approximation gives the same expression of the Hall conductance as in the TKNN theory.^{8,9} In this Letter, we consider the conductances of the same system taking a nonadiabatic effect into account. We determine the quantum fluctuation of the Hall conductance σ_{xy} and the longitudinal conductance σ_{yy} ; *i.e.*, σ_{xy} and σ_{yy} oscillate in time with very large frequencies.

We consider the nonadiabatic effect on the conductances with the help of the Greenwood linear-response theory¹⁰ and study a correction to the adiabatic approximation. Wagner studied the failure of the Kubo formula due to a nonadiabatic effect on the dc current in a finite system.^{11,12} Grimaldi *et al.* explained the high- T_c superconductivity of fullerene compounds by taking nonadiabatic effects into account.¹³

This Letter is organized as follows. We first calculate the conductances beyond the adiabatic approximation and obtain correction terms to σ_{xy} and σ_{yy} of the TKNN theory. We then evaluate the oscillations in these correction terms numerically.

We consider noninteracting electrons in a periodic potential in the x - y plane. A magnetic

*Email address: machida@iis.u-tokyo.ac.jp

†E-mail address: hatano@iis.u-tokyo.ac.jp

‡E-mail address: jungoryo@phys.aoyama.ac.jp

field is applied in the z direction, and an electric field is applied in the y direction. We treat the electric field as a vector potential. Using the Landau gauge, we express the Hamiltonian of the system as

$$\mathcal{H}(t) = \frac{1}{2m_e} (\mathbf{p} + e\mathbf{A}(t))^2 + U(\mathbf{x}), \quad (1)$$

where

$$\begin{aligned} \mathbf{A}(t) &= (Bx - E_y t) \mathbf{e}_y, \\ U(\mathbf{x}) &= U_x \cos\left(\frac{2\pi x}{a}\right) + U_y \cos\left(\frac{2\pi y}{b}\right). \end{aligned} \quad (2)$$

We consider the flux per unit cell of $U(\mathbf{x})$ to be the rational number p/q in the unit of the flux quantum, which produces p subbands. We label each subband by m ($1 \leq m \leq p$) hereafter. Then we obtain the generalized crystal momentum $\hbar\mathbf{k}$ defined in the magnetic Brillouin zone.¹⁴ $0 \leq k_x < 2\pi/qa$ and $0 \leq k_y < 2\pi/b$.

We define $\mathcal{H}_{\mathbf{k}}(t)$ as

$$\mathcal{H}_{\mathbf{k}}(t) \equiv e^{-i\mathbf{k}\cdot\mathbf{x}} \mathcal{H}(t) e^{i\mathbf{k}\cdot\mathbf{x}}. \quad (3)$$

The instantaneous Hamiltonian $\mathcal{H}_{\mathbf{k}}(t)$ is diagonalized as

$$\mathcal{H}_{\mathbf{k}}(t) |u_{m\mathbf{k}}(\mathbf{x}, t)\rangle = \epsilon_{m\mathbf{k}}(t) |u_{m\mathbf{k}}(\mathbf{x}, t)\rangle. \quad (4)$$

Since $\mathcal{H}_{\mathbf{k}}(t) = \mathcal{H}_{k_x, k_y - eE_y t/\hbar}(0)$, we obtain for $m \neq n$

$$\begin{aligned} \epsilon_{m\mathbf{k}}(t) &= \epsilon_{m\mathbf{k}}(0) + O(E_y), \\ \langle u_{m\mathbf{k}}(\mathbf{x}, t) | \dot{u}_{n\mathbf{k}}(\mathbf{x}, t) \rangle &= \\ &= \frac{eE_y}{\hbar} \left\langle \frac{\partial u_{m\mathbf{k}}(\mathbf{x}, 0)}{\partial k_y} \middle| u_{n\mathbf{k}}(\mathbf{x}, 0) \right\rangle + O(E_y^2), \end{aligned} \quad (5)$$

where the dot indicates the time derivative. We note that, by fixing the arbitrary phase in each time, we can always achieve $\langle u_{m\mathbf{k}}(\mathbf{x}, t) | \dot{u}_{m\mathbf{k}}(\mathbf{x}, t) \rangle = 0$.

The time evolution of the density operator is given by the von Neumann equation

$$\frac{d}{dt} \rho(t) = \frac{1}{i\hbar} [\mathcal{H}(t), \rho(t)]. \quad (6)$$

Following the Greenwood linear-response theory,¹⁰ we expand the density operator with respect to the electric field and take the zeroth- and first-order terms into account

$$\rho(t) = \rho^{(0)} + E_y \rho^{(1)}(t). \quad (7)$$

Thus, the matrix elements

$$\rho_{mn\mathbf{k}} \equiv \langle u_{m\mathbf{k}}(\mathbf{x}, t) | e^{-i\mathbf{k}\cdot\mathbf{x}} \rho(t) e^{i\mathbf{k}\cdot\mathbf{x}} | u_{n\mathbf{k}}(\mathbf{x}, t) \rangle \quad (8)$$

are approximated using

$$\begin{aligned} \rho_{mn\mathbf{k}} &= \rho_{mn\mathbf{k}}^{(0)} + E_y \rho_{mn\mathbf{k}}^{(1)} \\ &= f_m \delta_{mn} + E_y \rho_{mn\mathbf{k}}^{(1)}, \end{aligned} \quad (9)$$

where $f_m (= f(\epsilon_{m\mathbf{k}}))$ is the Fermi distribution. Hereafter, we let $\epsilon_{m\mathbf{k}}$ denote $\epsilon_{m\mathbf{k}}(0)$ and $|u_{m\mathbf{k}}\rangle$ denote $|u_{m\mathbf{k}}(\mathbf{x}, 0)\rangle$.

The time evolution of the off-diagonal elements ($m \neq n$) is given by

$$\frac{d}{dt}\rho_{mn\mathbf{k}}^{(1)} = \frac{1}{i\hbar}(\epsilon_{m\mathbf{k}} - \epsilon_{n\mathbf{k}})\rho_{mn\mathbf{k}}^{(1)} + \frac{e}{\hbar}(f_m - f_n)\left\langle \frac{\partial u_{m\mathbf{k}}}{\partial k_y} \middle| u_{n\mathbf{k}} \right\rangle. \quad (10)$$

Therefore, we obtain the matrix elements of the density operator as

$$\rho_{mn\mathbf{k}}^{(1)} = -ie\left\langle \frac{\partial u_{m\mathbf{k}}}{\partial k_y} \middle| u_{n\mathbf{k}} \right\rangle \frac{f_m - f_n}{\epsilon_{m\mathbf{k}} - \epsilon_{n\mathbf{k}}} \left[1 - e^{-i(\epsilon_{m\mathbf{k}} - \epsilon_{n\mathbf{k}})t/\hbar}\right] \quad (m \neq n), \quad (11)$$

$$\rho_{mm\mathbf{k}}^{(1)} = \text{const.} \quad (12)$$

Let us calculate the current J_α ($\alpha = x, y$) using

$$J_\alpha \equiv \text{Re}[\langle J_\alpha(E_y) \rangle - \langle J_\alpha(0) \rangle], \quad (13)$$

$$\begin{aligned} \langle J_\alpha(E_y) \rangle &= \text{Tr}\left(\rho(t) \frac{\partial \mathcal{H}(t)}{\partial A_\alpha(t)}\right) \\ &= \frac{e}{\hbar} \text{Tr}\left(\rho_{\mathbf{k}}(t) \frac{\partial \mathcal{H}_{\mathbf{k}}(t)}{\partial k_\alpha}\right). \end{aligned} \quad (14)$$

By plugging eqs. (11) and (12) into eq. (14), we obtain

$$J_\alpha = \frac{e^2}{\hbar} E_y \text{Re} \int_{\text{MBZ}} \frac{d^2\mathbf{k}}{(2\pi)^2} \sum_{m \neq n} i(f_m - f_n) \left\langle \frac{\partial u_{m\mathbf{k}}}{\partial k_y} \middle| u_{n\mathbf{k}} \right\rangle \left\langle u_{n\mathbf{k}} \middle| \frac{\partial u_{m\mathbf{k}}}{\partial k_\alpha} \right\rangle \left[1 - e^{-i(\epsilon_{m\mathbf{k}} - \epsilon_{n\mathbf{k}})t/\hbar}\right], \quad (15)$$

where MBZ denotes the magnetic Brillouin zone. After some tedious but straightforward calculation, we obtain the conductances σ_{xy} and σ_{yy} in the forms

$$\begin{aligned} \sigma_{xy} &\equiv \frac{J_x}{E_y} \\ &= \frac{e^2}{2\pi\hbar} N_{\text{Ch}} + \frac{e^2}{\hbar} \int_{\text{MBZ}} \frac{d^2\mathbf{k}}{(2\pi)^2} \sum_{m \neq n} (f_m - f_n) r_{mn}(\mathbf{k}) \sin[(\epsilon_{m\mathbf{k}} - \epsilon_{n\mathbf{k}})t/\hbar - \theta_{mn}(\mathbf{k})], \\ \sigma_{yy} &\equiv \frac{J_y}{E_y} \\ &= \frac{e^2}{\hbar} \int_{\text{MBZ}} \frac{d^2\mathbf{k}}{(2\pi)^2} \sum_{m \neq n} \left| \left\langle \frac{\partial u_{m\mathbf{k}}}{\partial k_y} \middle| u_{n\mathbf{k}} \right\rangle \right|^2 (f_m - f_n) \sin(\epsilon_{m\mathbf{k}} - \epsilon_{n\mathbf{k}})t/\hbar, \end{aligned} \quad (16)$$

where $r_{mn}(\mathbf{k})$ and $\theta_{mn}(\mathbf{k})$ are the real numbers that satisfy

$$r_{mn}(\mathbf{k}) e^{i\theta_{mn}(\mathbf{k})} \equiv \left\langle \frac{\partial u_{m\mathbf{k}}}{\partial k_y} \middle| u_{n\mathbf{k}} \right\rangle \left\langle u_{n\mathbf{k}} \middle| \frac{\partial u_{m\mathbf{k}}}{\partial k_x} \right\rangle. \quad (17)$$

Here, N_{Ch} is the Chern number with a finite-temperature correction

$$N_{\text{Ch}} \equiv \sum_m f_m \int_{\text{MBZ}} \frac{d^2\mathbf{k}}{\pi} \text{Im} \left[\left\langle \frac{\partial u_{m\mathbf{k}}}{\partial k_y} \middle| \frac{\partial u_{m\mathbf{k}}}{\partial k_x} \right\rangle \right]. \quad (18)$$

We note that if we ignore the time dependence of $\rho_{m\mathbf{k}}^{(1)}$ in eq. (10), we obtain $\sigma_{xy} = (e^2/2\pi\hbar)N_{\text{Ch}}$ and $\sigma_{yy} = 0$, which are consistent with the TKNN theory.

The above-mentioned equations imply that we obtain sinusoidally oscillating terms in addition to the Chern-number term in the Hall conductance σ_{xy} due to quantum fluctuation. The longitudinal conductance σ_{yy} also oscillates with zero mean. The oscillation period is determined by the energy-gap size.

Equation (16) is also a gauge invariant. We observe this by treating the electric field as the scalar potential $A_0(t) = -eE_y y \exp[-i\omega t]$ instead of the vector potential. The first-order time-dependent perturbation theory gives eqs. (15) and (16) in the limit of $\omega \rightarrow 0$.

To demonstrate the oscillation numerically, we assume that the state lies in the lowest Landau level. Moreover, we assume that the flux $\Phi (= abB)$ is given by the unit flux $\Phi_0 (= 2\pi\hbar/e)$ multiplied by the rational number p/q as

$$\frac{\Phi}{\Phi_0} = \frac{abeB}{2\pi\hbar} = \frac{p}{q}, \quad (19)$$

where p and q are coprime. Due to the periodic potential $U(x, y)$, each Landau level splits into p subbands with a q -fold degeneracy in each subband.

In the weak-potential limit $|U(\mathbf{x})| \ll \hbar eB/m_e$, the perturbation theory gives the instantaneous eigenfunction $|u_{m\mathbf{k}}(\mathbf{x})\rangle$ as³

$$\begin{aligned} |u_{m\mathbf{k}}(\mathbf{x})\rangle &= \frac{1}{\sqrt{\mathcal{N}}} \sum_{\nu=1}^p d_m^\nu(\mathbf{k}) \sum_{\ell=-\infty}^{\infty} \exp \left[- \left(\frac{eB}{2\hbar} \right) \left(x + \frac{\hbar k_y}{eB} - \ell qa - \frac{\nu qa}{p} \right)^2 \right] \\ &\times \exp \left[-ik_x \left(x - \ell qa - \frac{\nu qa}{p} \right) \right] e^{-2\pi i y \frac{\ell p + \nu}{b}}, \end{aligned} \quad (20)$$

where \mathcal{N} is the normalization factor. Here, the coefficients $\{d_m^\nu\}$ and first-order energy shift $\epsilon_{m\mathbf{k}}^{(1)}$ are determined by the following secular equation.

$$\beta d_m^{\nu-1}(\mathbf{k}) + \alpha_\nu d_m^\nu(\mathbf{k}) + \beta^* d_m^{\nu+1}(\mathbf{k}) = \epsilon_{m\mathbf{k}}^{(1)} d_m^\nu(\mathbf{k}). \quad (21)$$

Here,

$$\begin{aligned} \alpha_\nu &= U_x e^{-\pi qb/2pa} \cos(-qb k_y/p + 2\pi\nu q/p), \\ \beta &= \frac{U_y}{2} e^{-\pi qa/2pb} e^{-iqa k_x/p}. \end{aligned} \quad (22)$$

Note that the unperturbed energy $\epsilon_{m\mathbf{k}}^{(0)}$ is independent of m and \mathbf{k} ; *i.e.*, $\epsilon_{m\mathbf{k}} - \epsilon_{n\mathbf{k}} = \epsilon_{m\mathbf{k}}^{(1)} - \epsilon_{n\mathbf{k}}^{(1)}$. After straightforward calculation, we obtain

$$\left\langle \frac{\partial u_{m\mathbf{k}}}{\partial k_x} \left| \frac{\partial u_{m\mathbf{k}}}{\partial k_y} \right. \right\rangle = \sum_{\nu=1}^p \left(\frac{dd_m^\nu}{dk_x} \right)^* \frac{dd_m^\nu}{dk_y} - i \frac{\hbar}{eB}, \quad (23)$$

$$\left\langle u_{n\mathbf{k}} \left| \frac{\partial u_{m\mathbf{k}}}{\partial k_x} \right. \right\rangle = \sum_{\nu=1}^p (d_n^\nu)^* \frac{dd_m^\nu}{dk_x}, \quad (24)$$

$$\left\langle u_{n\mathbf{k}} \left| \frac{\partial u_{m\mathbf{k}}}{\partial k_y} \right. \right\rangle = \sum_{\nu=1}^p (d_n^\nu)^* \frac{dd_m^\nu}{dk_y}. \quad (25)$$

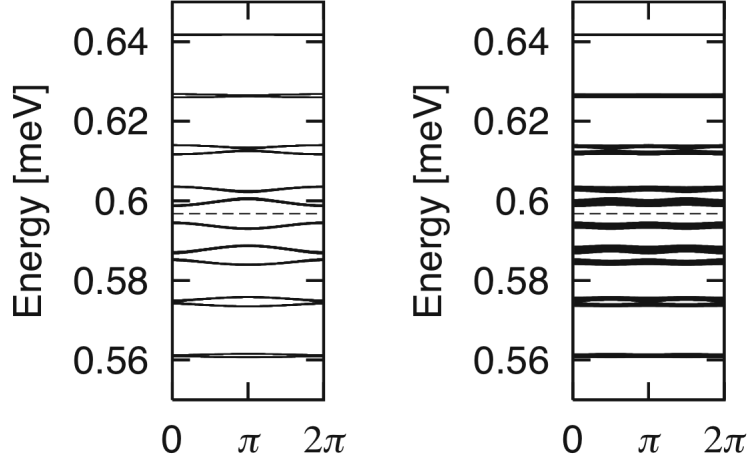


Fig. 1. The energy levels around the center of the p ($= 65$) subbands are shown as functions of (a) qak_x and (b) bk_y . The flux ratio $p/q = 65/2$ corresponds to $B = 10.4\text{T}$. We use $U_x = U_y = 0.1\text{meV}$, $a = 100\text{nm}$, and $b = 130\text{nm}$. The Fermi energy (the dashed line) lies between the 33rd and 34th levels.

Thus, we can calculate the conductances σ_{xy} and σ_{yy} in eq. (16) using the eigenvalues and eigenvectors in eq. (21).

As typical values, we use $a = 100\text{nm}$, $b = 130\text{nm}$, and $U_x = U_y = 0.1\text{meV}$. We assume $p/q = 65/2$, implying $B = 10.4\text{T}$. With this flux ratio, the lowest Landau level splits into 65 subbands. We note that the p subbands in the lowest Landau level range from 0.240meV to 0.948meV . The center of the next Landau level is located at 1.78meV . In the numerical calculation, we obtain the derivatives of $d_m^{\nu}(\mathbf{k})$ by the finite-difference method. We consider the slices Δk_x and Δk_y to be $2\pi/100qa$ and $2\pi/100b$, respectively. The Chern number term is obtained by Fukui, Hatsugai and Suzuki's method.¹⁵

First, we make the Fermi energy ϵ_F lie between the 33rd and 34th levels, as shown in Fig. 1. The fluctuations of σ_{xy} and σ_{yy} in Fig. 2 consist of the oscillations corresponding to the energy gaps between levels higher than ϵ_F and levels lower than ϵ_F . Figure 2 shows that the time resolution required to detect the quantum fluctuation is about 10ps . Secondly, we make ϵ_F lie between the second and third levels, as shown in Fig. 3. Then we obtain almost periodic oscillations of σ_{xy} and σ_{yy} (Fig. 4) in contrast to the seemingly random oscillation in the former case. This is because the energy gaps are almost constant in the latter case.

To summarize, we studied a nonadiabatic effect on the conductances in the TKNN theory. We found that both σ_{xy} and σ_{yy} oscillate due to quantum fluctuation. The oscillation period is of the order of 100ps to 1ns . It is a challenging but interesting issue to detect these oscillations experimentally.

Although we studied the time dependence of currents at a constant electric field, by similar calculation, we observe that constant currents in reverse produce a time-dependent electric

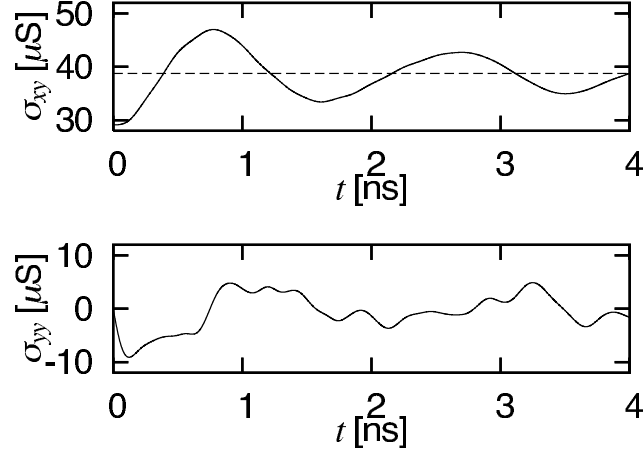


Fig. 2. Conductances corresponding to the situation in Fig. 1. In the upper panel, the solid line shows σ_{xy} as a function of time, and the dashed line shows the Chern number term $\sigma_{\text{Ch}} = (e^2/2\pi\hbar)N_{\text{Ch}}$. In this case, $N_{\text{Ch}} = 1$. The lower panel shows σ_{yy} as a function of time.

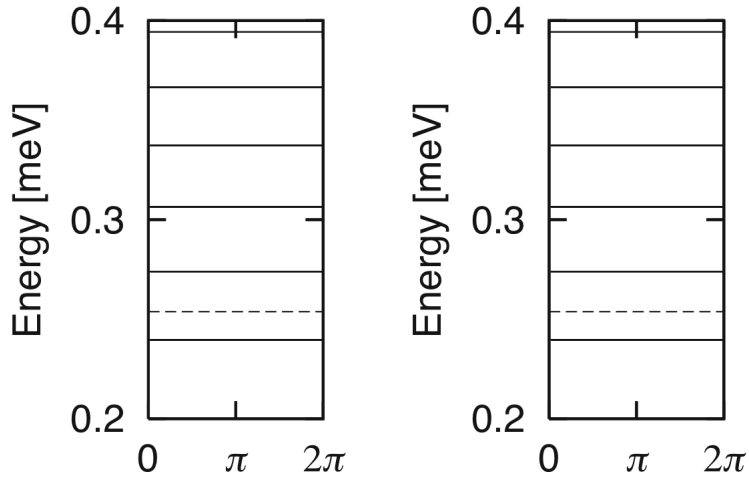


Fig. 3. The energy levels in the lowest part of the p ($= 65$) subbands are shown as functions of (a) qak_x and (b) bk_y . The flux ratio $p/q = 65/2$ corresponds to $B = 10.4\text{T}$. We use $U_x = U_y = 0.1\text{meV}$, $a = 100\text{nm}$, and $b = 130\text{nm}$. The Fermi energy (the dashed line) lies between the second and third levels. In each panel, the lowest solid line below the dashed line expresses the degenerate first and second levels.

field. In this case, the oscillation period is also determined by the energy-gap size.

Acknowledgments

The authors thank Professor Tomoki Machida for valuable comments from an experimental point of view. One of the authors (M. M.) thanks Takahiro Fukui and Mikito Koshino for indispensable discussions on the numerical calculation of the Chern numbers. M. M. also thanks Seiji Miyashita for fruitful discussions on the Greenwood linear-response theory. The

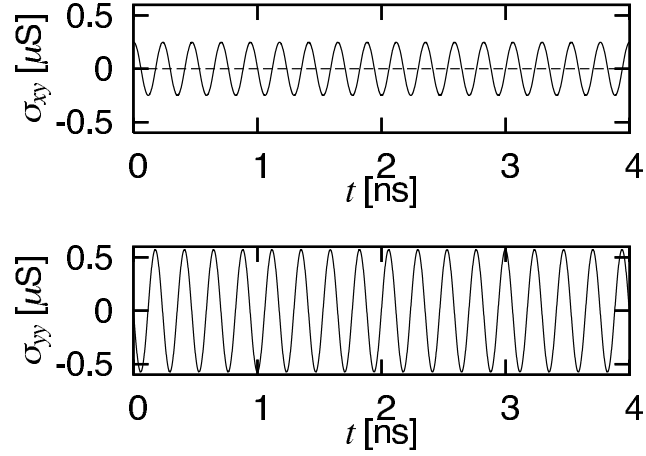


Fig. 4. Conductances corresponding to the situation in Fig. 3. In the upper panel, the solid line shows σ_{xy} as a function of time, and the dashed line shows the Chern number term $\sigma_{\text{Ch}} = (e^2/2\pi\hbar)N_{\text{Ch}}$. In this case, $N_{\text{Ch}} = 0$. The lower panel shows σ_{yy} as a function of time.

study is partially supported by a Grant-in-Aid for Scientific Research (No. 17340115) from the Ministry of Education, Culture, Sports, Science and Technology as well as by Core Research for Evolutional Science and Technology of Japan Science and Technology Agency.

References

- 1) J. Wakabayashi and S. Kawaji: J. Phys. Soc. Jpn. **48** (1980) 333.
- 2) K. von Klitzing, G. Dorda and M. Pepper: Phys. Rev. Lett. **45** (1980) 494.
- 3) D. J. Thouless, M. Kohmoto, M. P. Nightingale and M. den Nijs: Phys. Rev. Lett. **49** (1982) 405.
- 4) M. Kohmoto: Ann. Phys. **160** (1985) 343.
- 5) C. T. Liu, D. C. Tsui, M. Shayegan, K. Ismail, D. A. Antoniadis and H. I. Smith: Appl. Phys. Lett. **58** (1991) 2945.
- 6) M. C. Geisler, J. H. Smet, V. Umansky, K. von Klitzing, B. Naundorf, R. Ketzmerick and H. Schweizer: Phys. Rev. Lett. **92** (2004) 256801.
- 7) M. C. Geisler, S. Chowdhury, J. H. Smet, L. Höppel, V. Umansky, R. R. Gerhardts and K. von Klitzing: Phys. Rev. B **72** (2005) 045320.
- 8) M. Kohmoto: Phys. Rev. B **39** (1989) 11943.
- 9) Y. Hatsugai: J. Phys.: Condens. Matter **9** (1997) 2507.
- 10) D. A. Greenwood: Proc. Phys. Soc. **71** (1958) 585.
- 11) M. Wagner: Phys. Rev. B **45** (1992) 11595.
- 12) M. Wagner: Phys. Rev. B **45** (1992) 11606.
- 13) C. Grimaldi, L. Pietronero and S. Strässler: Phys. Rev. Lett. **75** (1995) 1158.
- 14) J. Goryo and M. Kohmoto: Phys. Rev. B **66** (2002) 085118.
- 15) T. Fukui, Y. Hatsugai and H. Suzuki: J. Phys. Soc. Jpn. **74** (2005) 1674.