

Full Counting Statistics of Interacting Electrons.

D. A. Bagrets^{1,2}, Y. Utsumi^{1,3}, D. S. Golubev^{1,2,4}, and Gerd Schön^{1,2}

¹ Institut für Theoretische Festkörperphysik and DFG-Center for Functional Nanostructures (CFN), Universität Karlsruhe, 76128 Karlsruhe, Germany

² Forschungszentrum Karlsruhe, Institut für Nanotechnologie, 76021 Karlsruhe, Germany

³ Condensed Matter Theory Laboratory, The Institute of Physical and Chemical Research (RIKEN), Wako, Saitama 351-0198, Japan

⁴ I.E. Tamm Department of Theoretical Physics, P.N. Lebedev Physics Institute, 119991 Moscow, Russia

Key words Electron Transport, Interactions, Full Counting Statistics, Solid-state Quantum Information Systems.

PACS 73.23.-b, 73.23.Hk, 72.70.+m, 05.40.Ca

In order to fully characterize the noise associated with electron transport, with its severe consequences for solid-state quantum information systems, the theory of full counting statistics has been developed. It accounts for correlation effects associated with the statistics and effects of entanglement, but it remains a non-trivial task to account for interaction effects. In this article we present two examples: we describe electron transport through quantum dots with strong charging effects beyond perturbation theory in the tunneling, and we analyze current fluctuations in a diffusive interacting conductor.

Copyright line will be provided by the publisher

1 Introduction

Solid-state quantum information systems based on electronic spin or charge degrees of freedom offer a number of intrinsic advantages and drawbacks. Among the former are the fast operation times, the possibility to scale the systems to large size, and the relative ease to integrate them into electronic control and read-out circuits. Probably the most serious disadvantage is the fact that, in general, solid state devices suffer strongly from noise due to internal and external degrees of freedom as well as material-specific fluctuations. They lead to relaxation and decoherence processes. Hence, one of the major tasks in the field is the understanding and control of noise and decoherence. In this article we will concentrate on the analysis of fluctuations which arise due to the discrete nature of the electron charge. They lead to what is denoted as *shot noise*. Its analysis reveals information about electron correlations and entanglement [1].

In many circumstances the fluctuations are Gaussian distributed and fully characterized by their power spectrum. In order to get further information in the general case, e.g. about correlations and entanglement, the theory of *full counting statistics* (FCS) [2] of electrons has been developed. It concentrates on the probability distribution for the number of electrons transferred through the conductor during a given period of time. It yields not only the variance, but all higher moments of the charge transfer as well, and thus also contains information about rare large fluctuations.

The FCS has its historical roots in quantum optics, where the counting statistics of photons has been used to characterize the coherence of photon sources [3]. Photons detected by the photo-counter are correlated in time, reflecting the Bose statistics of the particles involved. For electronic currents the Fermi statistics is the relevant one, but the first attempts to derive the FCS of electrons [4] revealed some fundamental interpretation problems, related to subtleties of the quantum measurement process. We are interested in the probability that the outcome of a measurement of the charge is q . According to text-book definitions of projective measurement this quantity can be expressed by $\langle n | \delta(q - \hat{Q}) | n \rangle$, where \hat{Q} is the operator for the transmitted charge, and $|n\rangle$ denotes the quantum state. It is tempting to relate the transferred charge to

Copyright line will be provided by the publisher

the current operator, $\hat{Q} = \int_0^{t_0} \hat{j}(\tau) d\tau$. However, in quantum transport problems one has to pay attention to the fact that the electric current $\hat{j}(\tau)$ is an operator, which, in general, does not commute at different times. This property led to severe interpretation problems within the original work. They were resolved in the later work of Levitov and Lesovik [2], which invokes explicitly an extra degree of freedom, namely the detector degree of freedom. The paradigm of projective measurement is then applied to this detector degree of freedom.

In the meantime the theory of FCS in mesoscopic transport has developed into a mature field; some achievements are summarized in Refs. [1, 5]. However, the experimental analysis of the FCS remains a challenge. First measurements of the third cumulant of charge transfer through a tunnel junction have been reported in Refs. [6, 7] and, very recently, the FCS of a semiconductor quantum dot (QD) has been investigated by a real-time detection of single-electron tunneling via a quantum point contact [8]. Furthermore, threshold type of measurements of the FCS using an array of over-damped Josephson junctions has been elaborated theoretically in Ref. [9].

In this paper we will review our recent results on the FCS of interacting electrons in a QD and low-dimensional diffusive conductors. The QDs are basic constituents of most solid-state quantum information systems. For example, superconducting single Cooper-pair boxes [10] and, similarly, a double-dot system formed in a semiconductor 2DEG [11] have been shown to operate as charge qubits. A metallic QD or single-electron transistor (SET) can serve as an electro-meter to measure the quantum states of a charge qubit [12]. Since all these devices are based on the charge measurements, a thorough understanding of the fluctuating properties of charge becomes crucial for progress in this field.

Recently further links became apparent between the FCS of electron transport and the field of solid-state quantum information processing. One of these is related to the use of electron entangled states for these purposes. Most of the work on entanglement has been performed in optical systems with photons [13], cavity QED systems [14] and ion traps [15]. By now several ideas have been put forward how to generate, manipulate and detect electronic entangled states [16]. It turns out that in solid state systems entanglement is rather common, the nontrivial task remaining its control and detection. For mesoscopic conductors, the prototype scheme of such detection was discussed in Ref. [17]. It has been shown that the presence of spatially separated pairs of entangled electrons, created by some *entangler*, can be revealed by using a beam splitter and by measuring the correlations of the current fluctuations in the leads. If the electrons are injected in an entangled state, bunching and anti-bunching of the cross-correlations of current fluctuations should be found, depending on whether the state is a spin singlet or triplet. In Ref. [18] the FCS of entangled electrons has been analyzed in detail. The FCS depends not only on the scattering properties of the conductor but also on the correlations among the electrons that compose the incident beam. In Ref. [19] the Clauser-Horne inequality test for the FCS in the multi-terminal structures has been proposed in order to detect the entanglement in the source flux of electrons.

A second link is the intrinsic relation between FCS and detector properties of a quantum point contact. QPCs were suggested as charge detectors in Ref. [20] and have been studied experimentally in Ref. [21]. Recently they have been used as detectors for the state of quantum-dot qubits [22, 23, 24]. The operating principle of the QPC detector relies on the dependence of the electron current I through the QPC on the state of the two-level system. In Ref. [25] the detector properties of the QPC have been calculated beyond linear-response for arbitrary energy-dependent transparency and coupling. This is the case of interest since for maximum detector sensitivity typical measurements are done in the regime of high QPC transparency, $D \simeq 1/2$, and for coupling that is not weak [22]. It was found that both the back-action dephasing rate Γ and the measurement rate W are determined by the electron FCS.

A further motivation to study FCS arises from the need to understand the effect of interaction on electron transport in disordered low-dimensional conductors. Disorder enhancement of Coulomb interaction, together with quantum coherence effects strongly influence the transport properties of these systems. The FCS analysis of this long-standing problem provides a deeper insight into the question. Typically the Coulomb interaction leads to a suppression of the conductance of mesoscopic samples at low temperatures and bias voltages. It has been demonstrated [26, 27, 28] that the strength of this suppression in various

types of mesoscopic conductors is related to their noise properties. Frequently we find the simple rule: the higher the shot noise the stronger is the Coulomb suppression of the conductance. The reason is that both shot noise and Coulomb corrections to the transport current are manifestations of the discrete nature of the electric charge. Beyond that, it was shown that the Coulomb correction to the shot noise scales with the third moment of the current in the absence of interactions [29]. Furthermore, it was demonstrated by renormalization group studies of the FCS of short coherent conductors [30] and of quantum dots [31] in the presence of Coulomb interaction that the interaction correction to the n -th moment of the current is determined by $n + 1$ -th moment evaluated in the absence of interaction. Further developing these ideas we show in the present paper that Coulomb interaction may substantially enhance the probability of large current fluctuations in low dimensions, leading to the appearance of long correlated ‘trains’ in the transferred charge. This effect is most pronounced when the system size matches the dephasing length due to Coulomb interaction. Such coincidence is not accidental and comes from the presence of the soft diffusive modes in the system which strongly renormalize the bare interaction.

The structure of this article is as follows: In the next section we introduce some basic definitions and concepts of the FCS in mesoscopic transport. We discuss the paradigm of quantum measurement by using a spin 1/2 as galvanometer and consider some simple illustrative examples. In the main part we concentrate on our own contributions to the field, discussing the effects of Coulomb interaction onto the shot noise and FCS in interacting quantum dot systems (Section 3) and in low-dimensional diffusive interacting conductors (Section 4).

2 Concepts of FCS

We start this section by introducing some definitions and general formulae of the FCS approach to mesoscopic transport. The central quantity is the probability distribution, $P_{t_0}(N)$, for N electrons to be transferred through the conductor during a time interval t_0 . The detection time t_0 is assumed to be much larger than the inverse current frequency e/I , which ensures that on average $\bar{N} \gg 1$. This probability distribution $P_{t_0}(N)$ is related to the cumulant generating function (CGF), $\mathcal{F}(\chi)$, via a discrete Fourier transform

$$e^{-\mathcal{F}(\chi)} = \sum_{N=-\infty}^{+\infty} P_{t_0}(N) e^{iN\chi}. \quad (1)$$

The auxiliary variable χ is usually called ‘‘counting field’’. From the CGF one readily obtains the ‘‘cumulants’’ (irreducible moments)

$$C_k = \langle\langle N^k \rangle\rangle = -(-i)^k \frac{\partial^k}{\partial \chi^k} \mathcal{F}(\chi) \Big|_{\chi=0}. \quad (2)$$

The first four of the irreducible moments, defined by

$$\begin{aligned} C_1 &= \bar{N} = \sum_N N P_{t_0}(N), & C_2 &= \overline{(N - \bar{N})^2}, & C_3 &= \overline{(N - \bar{N})^3}, \\ C_4 &= \overline{(N - \bar{N})^4} - 3C_2^2, \end{aligned} \quad (3)$$

denote the mean, variance, asymmetry (‘‘skewness’’) and kurtosis (‘‘sharpness’’), respectively. They characterize the peak position, width of the distribution and further details of the shape of the distribution $P_{t_0}(N)$, as illustrated in Fig. 1.

In order to provide a quantum mechanical definition of the CGF of electrons we will follow the approach proposed by Levitov and Lesovik [2]. The key step is to include the measurement device in the description. As a *gedanken* scheme a spin-1/2 system is used as a galvanometer for the charge detection. This spin is placed near the conductor and coupled magnetically to the electric current. Let the electron system be described by the Hamiltonian $\mathcal{H}(\mathbf{q}, \mathbf{p})$. We further assume that the spin-1/2 generates a vector potential

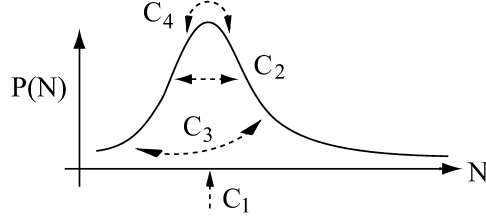


Fig. 1 The distribution of the number of transmitted electrons N . The mean C_1 , the variance C_2 , the skewness C_3 and the kurtosis C_4 characterize the peak position, the width, the asymmetry and the sharpness of the distribution, respectively.

$\mathbf{a}(\mathbf{r})$ of the form $\mathbf{a}(\mathbf{r}) = \frac{1}{2}\chi\nabla f(\mathbf{r})$. Here the function $f(\mathbf{r})$ smoothly interpolates between 0 and 1 in the vicinity of the cross-section at which the current is measured, and χ is an arbitrary coupling constant so far. It will be shown below that it plays a role of “counting field”. If one further restricts the coupling of the current to the z -component of the spin then the total Hamiltonian of the system takes the form $\hat{\mathcal{H}}_\sigma = \mathcal{H}(\mathbf{q}, \mathbf{p} - \mathbf{a}\hat{\sigma}_z)$.

In the semiclassical approximation, when the variation of $\nabla f(\mathbf{r})$ on the scale of the Fermi wave length λ_F is weak, it is possible to linearize the electron spectrum at energies near the Fermi surface. Thus one arrives at the Hamiltonian $\hat{\mathcal{H}}_\sigma = \mathcal{H}(\mathbf{q}, \mathbf{p}) + \hat{\mathcal{H}}_{\text{int}}$, where

$$\hat{\mathcal{H}}_{\text{int}} = -\frac{1}{e}\hat{\sigma}_z \int_{-\infty}^{+\infty} d^3\mathbf{r} \mathbf{a}(\mathbf{r})\mathbf{j}(\mathbf{r}) = -\frac{\chi}{2e}\hat{\sigma}_z I_S. \quad (4)$$

Here $\mathbf{j}(\mathbf{r})$ is the current density and $I_S = \int d^3\mathbf{r} \mathbf{j}(\mathbf{r})\nabla f(\mathbf{r})$ the total current across a surface S . On the quasi-classical level Eq. (4) shows that a spin linearly coupled to the measured current $I_S(t)$ will precess with a rate proportional to the current. If the coupling is turned on at time $t = 0$ and switched off at t_0 the precession angle $\theta = \chi \int_0^{t_0} I_S(t)dt/e$ of the spin around the z -axis is proportional to the transferred charge through the conductor. In this way the spin-1/2 turns into analog galvanometer.

To proceed with the fully quantum mechanical description let us consider the evolution of the spin density matrix $\hat{\rho}_S(t)$. We assume that initially the density matrix of the whole system factorizes, $\hat{\rho} = \hat{\rho}_e \otimes \hat{\rho}_S(0)$, with $\hat{\rho}_e$ being the initial density matrix of electrons. Then the time evolution of $\hat{\rho}(t)$ is given by

$$\hat{\rho}(t) = \text{Tr}_e \left(e^{-i\hat{\mathcal{H}}_\sigma t} \hat{\rho} e^{i\hat{\mathcal{H}}_\sigma t} \right), \quad (5)$$

where Tr_e denotes the trace over electron states. Since, by construction, the evolution operator $e^{-i\hat{\mathcal{H}}_\sigma t}$ is diagonal in the basis of $\hat{\sigma}_z$, the spin density matrix takes the form

$$\hat{\rho}_S(t_0) = \begin{bmatrix} \hat{\rho}_{\uparrow\uparrow}(0) & \mathcal{Z}(\chi)\hat{\rho}_{\uparrow\downarrow}(0) \\ \mathcal{Z}(-\chi)\hat{\rho}_{\downarrow\uparrow}(0) & \hat{\rho}_{\downarrow\downarrow}(0) \end{bmatrix}, \quad \mathcal{Z}(\chi) = \text{Tr}_e \left(e^{-i\mathcal{H}_\chi t} \hat{\rho}_e e^{i\mathcal{H}_\chi t} \right), \quad (6)$$

where the Hamiltonian $\mathcal{H}_\chi = \mathcal{H}(\mathbf{q}, \mathbf{p}) - \frac{\chi}{2e}I_S$ acts on the electron degrees of freedom only. It becomes clear now that the non-diagonal elements of the density matrix (6) contain the information about the distribution of precession angles of the spin during time t_0 . To make it explicit we use the transformation rule of the spin-1/2 density matrix corresponding to a rotation around the z -axis by the angle θ ,

$$\mathcal{R}_\theta(\hat{\rho}) = \begin{bmatrix} \hat{\rho}_{\uparrow\uparrow} & e^{i\theta}\hat{\rho}_{\uparrow\downarrow} \\ e^{-i\theta}\hat{\rho}_{\downarrow\uparrow} & \hat{\rho}_{\downarrow\downarrow} \end{bmatrix}. \quad (7)$$

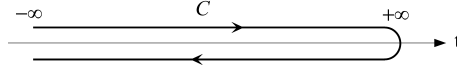


Fig. 2 Keldysh contour C , used for evaluation of the cumulant generating function (CGF).

One now can identify $\mathcal{Z}(\chi)$ with the CGF introduced in Eq.(1), i.e one sets $\mathcal{Z}(\chi) = e^{-\mathcal{F}(\chi)}$, and the spin density matrix $\hat{\rho}_S(t_0)$ can be represented as a superposition of the form

$$\hat{\rho}_S(t_0) = \sum_{N=-\infty}^{+\infty} P_{t_0}(N) \mathcal{R}_{\theta=N\chi}(\hat{\rho}), \quad (8)$$

where $P_{t_0}(N)$ has a meaning of the probability to observe the precession at angle $\theta = N\chi$. For a classical spin a precession angle $\theta = \chi$ corresponds to a current pulse carrying an elementary electron charge, $e = \int_0^{t_0} I_S(t) dt$. Using the correspondence principle we conclude that the quantity $P_{t_0}(N)$ can be interpreted as the probability of transfer the multiple charge Ne . This consideration suggest the use of $\mathcal{Z}(\chi)$ as the microscopical quantum mechanical definition for the CGF.

Using a cyclic permutation under the trace, Tr_e , in Eq. (6) one can represent $\mathcal{Z}(\chi)$ in the form of the Keldysh partition function

$$\mathcal{Z}(\chi) = e^{-\mathcal{F}(\chi)} = \left\langle T_K \exp \left\{ -i \int_C dt \mathcal{H}_\chi(t) \right\} \right\rangle. \quad (9)$$

Here the time integration is performed along the Keldysh contour C , as shown in Fig. 2, and T_K denotes the time ordering operator along the path C . The average $\langle \dots \rangle$ is performed with the non-equilibrium electron density matrix $\hat{\rho}_e$. The interaction part of the Hamiltonian $\mathcal{H}_\chi(t)$ reads $\mathcal{H}_{\text{int}}(t) = \frac{1}{2e} \chi(t) I_S$, where the “counting field” $\chi(t^\pm) = \pm\chi$ is asymmetric on the upper and lower branches of the Keldysh contour.

The definition (9) for the CGF can be generalized to obtain the full frequency dependence of the current correlators of arbitrary order [32]. Consider a mesoscopic conductor as shown in Fig. 3 coupled to two leads such that lead 1 is grounded while lead 2 is biased with voltage $V(t)$. We assume that the current $I(t)$ is measured in the lead 2. This set-up is described by the interaction Hamiltonian $\mathcal{H}_{\text{int}}(t) = \varphi(t) I(t)/e$ with the phases $\varphi^\pm(t) = \int_{-\infty}^t eV(\tau) d\tau \pm \frac{1}{2} \chi(t)$ defined on the lower/upper branches of the contour C , and Eq. (9) yields the generating functional $\mathcal{Z}[\varphi^+(t), \varphi^-(t)]$ of the current fluctuations in the lead 2. In analogy with the definition (2) the higher-order derivatives of the functional yield the n -point irreducible correlation function of currents

$$e^n C_n(t_1, \dots, t_n) = (-ie)^n \frac{\delta}{\delta \chi(t_1)} \dots \frac{\delta}{\delta \chi(t_n)} \ln \mathcal{Z}[\varphi^+(t), \varphi^-(t)] \Big|_{\chi=0}. \quad (10)$$

For illustration we consider an **Ohmic resistor** with resistance R at temperature T . Its CGF is quadratic in $\varphi^\pm(t)$ and reads

$$\mathcal{F}_R[\varphi^+(t), \varphi^-(t)] = \frac{1}{2\pi} \frac{R_Q}{R} \int_C dt_1 \int_C dt_2 \alpha(t_1 - t_2) \varphi(t_1) \varphi(t_2), \quad (11)$$

where $R_Q = 2\pi\hbar/e^2$ is the quantum resistance and

$$\alpha(t) = \frac{\pi T^2}{2 \sinh^2(\pi t T)}. \quad (12)$$

If the times $t_{1,2}$ lie on different branches of the contour C the kernel $\alpha(t)$ is regularized by the shift into the complex plane, $t^\pm \rightarrow t \pm i0$; otherwise it is understood as principal value. The quadratic form of \mathcal{F}_R reflects the Gaussian nature of current fluctuations in an Ohmic resistor with its well-known properties.

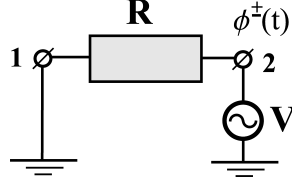


Fig. 3 Voltage biased mesoscopic conductor of resistance R .

The simplest example of a CGF for non-Gaussian processes is provided by a **tunnel junction**. In this case one has [33]

$$\mathcal{F}_T[\varphi^+(t), \varphi^-(t)] = -4\pi \frac{R_Q}{R_T} \int_C dt_1 \int_C dt_2 \alpha(t_1 - t_2) \sin^2 \left[\frac{\varphi(t_1) - \varphi(t_2)}{2} \right], \quad (13)$$

where R_T is a tunnel resistance. For a constant applied voltage eV and stationary "counting field" χ the corresponding CGF reduces to

$$\mathcal{F}_T(eV, \chi) = -t_0 [\Gamma_+ (e^{i\chi} - 1) + \Gamma_- (e^{-i\chi} - 1)], \quad \Gamma_{\pm} = \pm \frac{1}{e^2 R_T} \frac{eV}{1 - e^{\pm eV/T}}. \quad (14)$$

This result represents the CGF of a bidirectional Poissonian process with rates Γ_{\pm} corresponding to uncorrelated tunneling processes of the charge through the junction. At zero temperature and positive bias voltage the second term of Eq. (14) disappears. Then, performing the inverse Fourier transformation we obtain a simple Poisson distribution, corresponding to uncorrelated charge transfer

$$P(N) = \int_{-\pi}^{\pi} \frac{d\chi}{2\pi} \exp(\mathcal{F}_T(eV, \chi) - iN\chi) = \frac{\bar{N}^N e^{-\bar{N}}}{N!}, \quad \bar{N} = t_0 \Gamma_+. \quad (15)$$

As a further important example we consider a **quantum point contact (QPC)**, shown in Fig. 4. It can be used as a quantum detector for the state of a quantum dot charge qubit. Its operating principle is based on the property that - due to the electrostatic coupling between the dot and the QPC - the scattering matrix $\hat{S}_j = \begin{pmatrix} r_j & t_j^* \\ t_j & r_j^* \end{pmatrix}$ and thereby the current I of the QPC depend on the state $|j\rangle$ of the qubit. For a given realization \hat{S} of the scattering matrix the FCS has been calculated by Levitov *et al.* [2], with the result

$$\mathcal{F}(\chi) = -t_0 \int \frac{d\epsilon}{2\pi} \ln \det \left[1 + \hat{f} \left(\hat{S}^+(-\chi) \hat{S}(\chi) - 1 \right) \right] \quad (16)$$

where $\hat{S}(\chi) = \begin{pmatrix} r_j & t_j^* e^{-i\chi/2} \\ t_j e^{i\chi/2} & r_j^* \end{pmatrix}$, and $\hat{f} = \text{diag}(f_L, f_R)$ is the diagonal density matrix of the leads. The explicit evaluation of Eq. (16) yields

$$\mathcal{F}(\chi) = -t_0 \int \frac{d\epsilon}{2\pi} \ln \left[1 + f_L(1 - f_R)D(e^{i\chi} - 1) + f_R(1 - f_L)D(e^{-i\chi} - 1) \right], \quad (17)$$

where $D = |t|^2$ is a transmission coefficient. The physical interpretation of this result is that electrons can be transmitted either forward or backward with probabilities $p_{R \leftarrow L} = f_L(1 - f_R)D$ and $p_{L \leftarrow R} = f_R(1 - f_L)D$, respectively, with the occupation factors accounting for the Pauli principle.

Recently, it has been realized that the quantum detector properties of the QPC are intrinsically related to its FCS [25]. The two basic quantities to be considered are the measurement-induced dephasing time of the qubit, and the time needed for the acquisition of information about the qubit's state. Keeping in

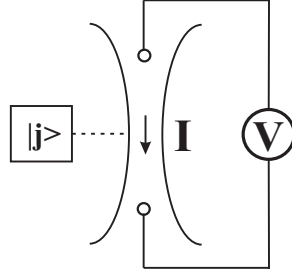


Fig. 4 The principal scheme of the qubits readout using the quantum point contact (QPC). Due to electrostatic coupling the current I driven by the external voltage V is controlled by the state $|j\rangle$ of the qubit.

mind the *gedanken* spin-1/2 measurement scheme for charge detection, described in the beginning of this section, we realize that in the quantum measurement process by a QPC the role of *gedanken* galvanometer is played by the qubit (or more generally by a many-level system). Then the analog of Eq. (6) describes the dephasing rate Γ of the qubit's density matrix $\hat{\rho}(t)$ due to its interaction with the electron current in the QPC, $\rho_{jk}(t) = \rho_{jk}(0) \langle e^{i\hat{H}_k t} e^{-i\hat{H}_j t} \rangle \simeq \rho_{jk}(0) e^{-\Gamma_{jk} t}$. Here the average is taken over a stationary state of the QPC and \hat{H}_j and \hat{H}_k are electron Hamiltonians describing the propagation of electrons with scattering matrices \hat{S}_j and \hat{S}_k . In the long-time limit, $t > \hbar/eV$, the decay is exponential with rate

$$\Gamma_{jk} = - \int \frac{d\epsilon}{2\pi} \ln \det \left[1 + \hat{f}(\hat{S}_k^+ \hat{S}_j - 1) \right]. \quad (18)$$

The analogy with the expression (16) is striking. For a qubit at low temperature, $T \ll eV$, one obtains [25]

$$\Gamma_{12} = - \frac{eV}{2\pi\hbar} \ln |t_1 t_2^* + r_1 r_2^*|. \quad (19)$$

The second aspect of the measurement by the QPC is the rate of information acquisition. The information about the state $|j\rangle$ of the qubit is encoded in the probability distribution $P_t^{(j)}(N)$ for N electrons to be transferred via the QPC, given that the qubit is in the state $|j\rangle$. The mean value of this distribution, \bar{N}_j , and its width $\sqrt{\langle \Delta N_j^2 \rangle}$ grow like t and $t^{1/2}$. This time dependence implies that only after a certain time, which we denote as the measurement time τ_{meas} , the two peaks, corresponding to different states $|j\rangle$ and $|k\rangle$ emerge from a broadened distribution. Quantitatively this time can be defined by considering the statistical overlap of two distributions, $M_{jk}(t) = \sum_N \left[P_t^{(j)}(N) P_t^{(k)}(N) \right]^{1/2}$. For long times, $t > \hbar/eV$, the decay should be exponential, $M_{jk}(t) \propto \exp\{-W_{jk} t\}$, with $W_{jk} = 1/\tau_{\text{meas}}$ being the measurement rate. As it was shown in Ref. [25] it can be expressed in terms of the CGF as

$$W_{jk} = \frac{1}{2t_0} \min_{\chi} [\mathcal{F}_j(\chi) + \mathcal{F}_k(-\chi)] \quad (20)$$

In the case of quantum-limited detection the rates W_{jk} and Γ_{jk} coincide, while generally $W_{jk} \leq \Gamma_{jk}$, meaning that dephasing occurs faster than the information gain. One can show that a QPC can be operated as quantum limited detector with the rates

$$\Gamma_{jk} = W_{jk} = - \frac{eV}{2\pi\hbar} \ln \left[(D_j D_k)^{1/2} + (R_j R_k)^{1/2} \right]. \quad (21)$$

where $R_{j(k)} = 1 - D_{j(k)}$ are reflection coefficients.

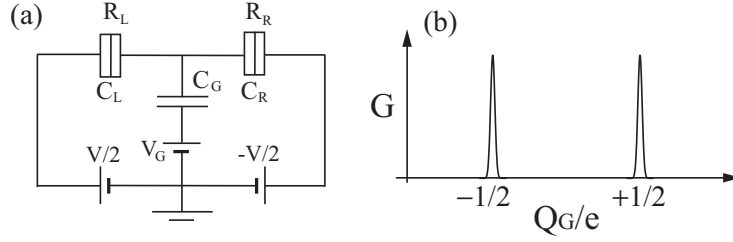


Fig. 5 (a) The equivalent circuit of a metallic quantum dot. (b) The Coulomb oscillations.

The FCS of tunnel junction and quantum point contact represent the two simplest generic examples with non-Gaussian current fluctuations. In both cases the effects of electron-electron interaction were neglected. This is justified provided the conductance of the system is not too small, $G \geq e^2/2\pi\hbar$, and the length (size) of the system does not exceed the inelastic mean free path. Accounting for interaction effects on the FCS is no trivial task. This is the case, in particular, when electrons have an internal dynamics within the conductor, so that in the derivation of $\mathcal{F}(\chi)$ the internal degrees of freedom have to be integrated out. Two examples of these calculations are considered in the following sections. In Section 3 we discuss the effects of Coulomb interaction onto the shot noise and FCS in interacting quantum dot systems, and in Section 4 we address the statistic of current fluctuations in the low-dimensional diffusive interacting conductors.

3 Full Counting Statistics in interacting Quantum Dots

In this section we review the FCS of a single electron transistor (SET), which is shown schematically in Fig. 5 (a). It consists of a QD with strong local Coulomb interaction, which is coupled via two tunnel junctions (left and right) with tunneling resistances R_L and R_R and low capacitances C_L and C_R to two electrodes (source and drain). It is further coupled capacitively via C_G to a gate electrode which allows - by an applied gate voltage which determines the ‘gate charge’ $Q_G = C_G V_G$ - to control the number of electrons inside the QD. In the systems of interest the total capacitance $C_\Sigma = C_L + C_R + C_G$ is low and, hence, the single-electron charging energy $E_C = e^2/2C_\Sigma$ typically in the range of 1K or above. If E_C exceeds the temperature and applied source-drain bias voltage, $|eV|$, the electron transfer through the QD is suppressed (“Coulomb blockade”). However, the Coulomb barrier can be tuned by the gate charge. For example, the energy difference between the charge zero state and the one with one excess electron in the QD depends on Q_G as $\Delta_0 = E_C(1 - 2Q_G/e)$. The voltage drops across the tunnel junctions are $\mu_r = \kappa_r eV$, where $\kappa_{L/R} = \pm C_{R/L}(C_L + C_R)^{-1}$ and the subscript r stands for either L or R junction. If these voltages satisfy the condition $\mu_R < \Delta_0 < \mu_L$ electrons can tunnel sequentially through the island. This mechanism leads to the typical oscillating behavior of the conductance as a function of the gate charge illustrated in Fig. 5 (b).

The first steps toward a theory of FCS in quantum dots with account of Coulomb interaction has been performed in Ref. [34] where the FCS of charge pumping in the limit of high transmission of the contacts was considered. Further progress was made by one of the authors and Nazarov [35], who derived the FCS in the frame of a Master equation. This approach is valid in the weak tunneling regime, where the parameter $g \equiv R_Q/R_T$, i.e., the ratio between the quantum resistance R_Q and the effective (parallel) resistance, $R_T^{-1} = R_L^{-1} + R_R^{-1}$, is much smaller than unity, $g \ll 1$. Applied to a quantum dot in the vicinity of the first conductance peak, the CGF is found to differ from a simple Poissonian distribution. Rather it reads

$$\mathcal{F}^{(1)}(\chi) = t_0 \Gamma \frac{\sqrt{D(\chi)} - 1}{2}, \quad D(\chi) = 1 + \frac{4\Gamma_{LI}\Gamma_{IR}}{\Gamma^2}(e^{i\chi} - 1) + \frac{4\Gamma_{RI}\Gamma_{IL}}{\Gamma^2}(e^{-i\chi} - 1). \quad (22)$$

Here $\Gamma = \Gamma_{IL} + \Gamma_{IR} + \Gamma_{LI} + \Gamma_{RI}$, and the rates of electron tunneling into/out of the island through the junction r are given by Fermi's golden rule,

$$\Gamma_{rI/Ir} = \pm \frac{1}{e^2 R_r} \frac{\Delta_0 - \mu_r}{e^{\pm(\Delta_0 - \mu_r)/T} - 1}. \quad (23)$$

For special cases the CGF can be simplified: (i) Close to the threshold of the Coulomb blockade regime, e.g., for $\Delta \approx \mu_L$, and low temperatures $T \ll |eV|$ the tunneling process through junction L becomes the bottleneck since $\Gamma_{LI} \propto (\mu_L - \Delta_0)$ is much smaller than Γ_{IR} . In this case the CGF reduces to a Poissonian form,

$$\mathcal{F}^{(1)} \approx t_0 \Gamma_{LI} (e^{i\chi} - 1). \quad (24)$$

(ii) For a symmetric SET, $R_L = R_R$ and $C_L = C_R$, at the conductance peak, $\Delta_0 = 0$, one finds for $T = 0$ and $eV > 0$

$$\mathcal{F}^{(1)} \approx 2 \bar{N} (e^{i\chi/2} - 1), \quad e\bar{N}/t_0 = V/2(R_L + R_R). \quad (25)$$

The extra factor 1/2 in the exponent leads to a sub-Poissonian value of the Fano factor, i.e., ratio between dc power spectrum and average current $S_{II}/2e\langle I \rangle \approx 1/2$, indicating that tunneling processes through the two junctions are correlated. The distribution function in this case becomes $P(N) = \sum_{N_L, N_R=0}^{\infty} P_P(N_L) \cdot P_P(N_R) \delta_{N, (N_L + N_R)/2}$, where the distributions of N_L and N_R transmitted electrons through the L and R junctions have a Poissonian form $P_P(N) = \bar{N}^N e^{-\bar{N}}/N!$. Both are constrained as indicated by the Kronecker δ .

The Master equation approach captures the basic physics of the strong Coulomb correlations inside the QD, but it neglects non-Markovian effects, which become important for strongly conducting QDs, i.e., if the dimensionless conductance g is no longer small. This includes quantum fluctuations of the charge due to co-tunneling, i.e., simultaneous tunneling of two electrons through two junctions. This process dominates in the Coulomb blockade regime, i.e. far away from the conductance peaks. Recently Braggio *et al.* [36] considered these effects in second order perturbation theory in g in extension of the theory [35] using well established real-time diagrammatic techniques [37, 38].

The CGF of a quantum dot in the limit of very strong tunneling, $g \gg 1$, has also been considered [31]. In this limit the Coulomb blockade almost disappears. Its weak precursor is caused by quantum fluctuations of the phase, which is the variable canonically conjugated to the island charge. The small negative correction to the conductance is logarithmic: $\tilde{g} \approx g - 2 \ln(\Omega/T)$, where $\Omega = 1/(R_T C_\Sigma)$ is the inverse RC time [39].

Several further articles dealt with different setups. In Ref. [40] bosonization techniques were used to find the FCS of an open quantum dot coupled to reservoirs by single-channel point contacts in the presence of a strong in-plane magnetic field. Similarly, the CGF for the generalized two-channel Kondo model, which models a QD in the Kondo regime, has been derived [41]. In both cases the authors succeeded to fully account for Coulomb correlations, but the results are limited to a very special, exactly solvable case. Despite this work the understanding of the effects of quantum fluctuations on the FCS of interacting QDs is far from complete. In what follows we evaluate CGF for the regime of intermediate strength conductance.

3.1 FCS OF A SET FOR INTERMEDIATE STRENGTH CONDUCTANCE

Here we consider a quantum dot single-electron transistor in the intermediate strength tunneling regime, where (introducing for convenience a new dimensionless conductance parameter) $\alpha_0 \equiv g/(2\pi)^2 < 1$. We assume that the inverse RC time is still smaller than the characteristic charging energy, $\Omega \ll E_C$, which ensures that the charge-state levels are well resolved. In the vicinity of the conductance peak, precisely for $|\Delta_0|/E_C \ll 1$, it is sufficient to restrict the attention to only two charge states of the quantum dot with charges differing by e . The Hamiltonian can then be mapped onto the 'multi-channel anisotropic Kondo

model' [42]. Introducing a spin-1/2 operator $\hat{\sigma}$, which acts on the charge states, we have

$$\hat{H} = \sum_{r=L,R,I} \sum_{kn} \varepsilon_{rk} \hat{a}_{rkn}^\dagger \hat{a}_{rkn} + \frac{\Delta_0}{2} \hat{\sigma}_z + \sum_{r=L,R} \sum_{kk'n} (T_r \hat{a}_{lkn}^\dagger \hat{a}_{rk'n} \hat{\sigma}_+ + \text{H.c.}). \quad (26)$$

Here \hat{a}_{rkn}^\dagger creates an electron with wave vector k and channel index n (including spin) in the left or right electrode or island ($r=L,R,I$). The tunneling matrix elements T_r are assumed to be independent of k and n . The junction conductances are $1/R_r = 2\pi e^2 N_{\text{ch}} |T_r|^2 \rho_I \rho_r$, with N_{ch} being the number of channels and ρ_r the electron DOS. We assume that energy and spin relaxation times are fast so that electrons are distributed according to a Fermi distribution function $f(\omega) = 1/[\exp(\omega/T) + 1]$ both in the island and in the leads.

In the intermediate conductance regime the main consequence of the quantum fluctuations of the charge is the renormalization of system parameters, specifically of the charging energy and the conductance. A perturbative two-loop renormalization group analysis for $N_{\text{ch}} \gg 1$ predicts a renormalization of the conductance, $\alpha_0 \rightarrow z_0 \alpha_0$, and of the charging energy, $\Delta_0 \rightarrow z_0 \Delta_0$, to depend logarithmically on the low energy cut-off $\Lambda = \max\{T, \Delta_0\}$ [42]

$$z_0 = \frac{1}{1 + 2\alpha_0 \ln(EC/\Lambda)}, \quad (27)$$

Such a conductance renormalization has been confirmed by experiments [43], where the observed height of the conductance peaks has been suppressed as $1/\ln T$.

The logarithmic renormalization is typical for Kondo problem, in which one encounters logarithmic divergences in perturbation theory. Likewise, a perturbative treatment of quantum fluctuations in a quantum dot leads to logarithmic divergences. Handling these divergences remains a nontrivial task, especially in non-equilibrium transport problem. Schoeller and Schön [37] have formulated a real-time diagrammatic approach to this problem. Summing up a certain class of infinite order diagrams, they managed to remove the divergences and recover the renormalization factor (27). Furthermore, they derived non-linear current-voltage characteristics including low-bias Kondo anomalies. Recently the second cumulant of the current, i.e. the noise, has been evaluated in lowest [44] and second-order perturbation theory [45]. However, apart from the second-order analysis by Braggio *et al.* [36], the FCS of a quantum dot in the moderate tunneling regime has not been yet analyzed, in particular in situations where the finite-order perturbation theory fails and infinite order diagrams need to be included. Motivated by that, we addressed this problem in Ref. [46], where the FCS of a SET has been evaluated with the use of Majorana fermion representation [47, 48, 49]. This formulation enabled us to apply Wick's theorem and consequently the standard Schwinger-Keldysh approach [50, 51, 52]. Since practical calculations are rather technical, we will first summarize our main results, and postpone the sketch of the derivation to Sec. 3.3.

In the intermediate strength tunneling regime we obtained the CGF in the following form [46]

$$\mathcal{F}(\chi) \approx \frac{t_0}{2\pi} \int d\omega \ln[1 + T^F(\omega) f_L(\omega) \{1 - f_R(\omega)\} (e^{i\chi} - 1) + T^F(\omega) f_R(\omega) \{1 - f_L(\omega)\} (e^{-i\chi} - 1)], \quad (28)$$

where $f_r(\omega) = f(\omega - \mu_r)$ is the Fermi distribution function for electrons in the lead r . This result looks similar to the Levitov-Lesovik formula for noninteracting systems [2], but the effective transmission probability $T^F(\omega)$ accounts for the strong quantum fluctuations of the charge [46, 53],

$$T^F(\omega) = (2\pi)^2 \frac{\alpha_0^L \alpha_0^R (\omega - \mu_L)(\omega - \mu_R)}{|\omega - \Delta_0 - \sum_{r=L,R} \Sigma_r^R(\omega)|^2} \coth \frac{\omega - \mu_L}{2T} \coth \frac{\omega - \mu_R}{2T}, \quad (29)$$

$$\Sigma_r^R(\omega) = \alpha_0^r \left[2\text{Re} \psi \left(i \frac{\omega - \mu_r}{2\pi T} \right) - 2\psi \left(\frac{EC}{2\pi T} \right) - \frac{2\pi T}{EC} \right] - i\pi \alpha_0^r (\omega - \mu_r) \coth \frac{\omega - \mu_r}{2T}, \quad (30)$$

where ψ is the digamma function. For a symmetric SET at $T=0$ and $|\omega| \ll eV$, the self-energy becomes $\sum_{r=L,R} \Sigma_r^R(\omega) \approx \alpha_0 \ln(2EC/eV) \omega - i\Gamma/2$. From the real-part of this expression one reproduces the logarithmic renormalization (27), and thus in this sense we accounted for leading logarithms. The imaginary part describes the effect of finite life-time of the charge state of the quantum dot in non-equilibrium

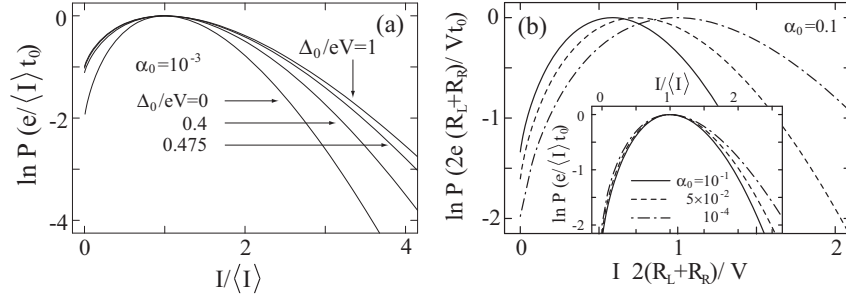


Fig. 6 (a) The zero-temperature current distribution at $eV = 0.2E_C$ for various values of Δ_0 ($R_L = R_R$ and $C_L = C_R$). (b) Plot of P at $\Delta_0 = 0$ for various values of the conductance versus the current normalized to $V/2(R_L + R_R)$; inset: the same distribution normalized to the average current $\langle I \rangle$.

situations. We also reproduce the average current predicted by Schoeller and Schön [37]. Furthermore, the second order expansion in α_0 , $\mathcal{F}^{(1)} + \mathcal{F}^{(2)}$, with

$$\mathcal{F}^{(2)}(\chi) = \partial_{\Delta_0} \{ \text{Re} \Sigma_c^R(\Delta_0) \mathcal{F}^{(1)}(\chi) \} + \mathcal{F}^{\text{cot}}(\chi), \quad \mathcal{F}^{\text{cot}}(\chi) = t_0 \{ \gamma^+(e^{i\chi} - 1) + \gamma^-(e^{-i\chi} - 1) \}, \quad (31)$$

is consistent with the result of Ref. [36]. The first term in the expression for $\mathcal{F}^{(2)}(\chi)$, describes the renormalization (27) in lowest order perturbation theory. Corrections of this type for the current were derived earlier in Ref. [38]. The cotunneling correction to the CGF, \mathcal{F}^{cot} , describes a bidirectional Poissonian process governed by the cotunneling rates

$$\gamma^\pm = 2\pi \alpha_0^L \alpha_0^R \int d\omega \frac{(\omega - \mu_L)(\omega - \mu_R)}{(e^{\pm(\omega - \mu_L)/T} - 1)(1 - e^{\mp(\omega - \mu_R)/T})} \text{Re} \frac{1}{(\omega + i0 - \Delta_0)^2}.$$

This term dominates in the Coulomb blockade regime ($|\Delta_0| > |eV/2|$ for a symmetric SET) and is consistent with the FCS theory of quasiparticle tunneling in the presence of many-body interaction [54].

3.2 NON-MARKOVIAN EFFECTS: RENORMALIZATION AND FINITE LIFETIME BROADENING OF CHARGE STATES

We present now some results. Figure 6(a) shows the current ($I = eN/t_0$) distribution for a symmetric SET and for several values of the Coulomb energy barrier Δ_0 . The conductance is chosen to be very small. As we sweep Δ_0 from the center of the conductance peak, $\Delta_0/eV = 0$, to the threshold of the Coulomb blockade regime, $\Delta_0/eV = 0.5$, the CGF gradually changes from the correlated Poissonian (25) to the uncorrelated one (24). Simultaneously the current distribution widens. With further increase of Δ_0 one enters into the Coulomb blockade regime, where the CGF smoothly crosses over to \mathcal{F}^{cot} and the non-Markovian co-tunneling processes becomes dominant.

As the conductance increases, quantum fluctuations are enhanced. We find that for $z_0\Gamma \ll \Lambda$, [$\Lambda = \max(|z_0\Delta_0|, 2\pi T, |eV|/2)$], the simple expression for CGF, $\mathcal{F}^{(1)}$, still holds provided the parameters are properly renormalized $\alpha_0 \rightarrow z_0\alpha_0$, $\Delta_0 \rightarrow z_0\Delta_0$. The effect of this renormalization is illustrated in Fig. 6(b), where the current distribution for $\Delta_0 = 0$ is plotted. Since z_0 decreases with increasing α_0 , the mean value of the current, i.e. the position of the peak in the current distribution, shifts to lower values. The renormalization effect can be absorbed if we re-plot the same data with the current (horizontal axis) normalized by the average current $\langle I \rangle$ rather than by $V/2(R_L + R_R)$ [inset of Fig. 6(b)]. However, even after this procedure the three curves do not completely collapse to a single one. The remaining differences can be attributed to the non-Markovian effect of the broadening of the charge states due to their finite lifetime, which is described by the imaginary part of the self-energy, Eq. (30). We observe the following trend: the probability for current much larger than the average value is suppressed and the current distribution shrinks with increasing α_0 .

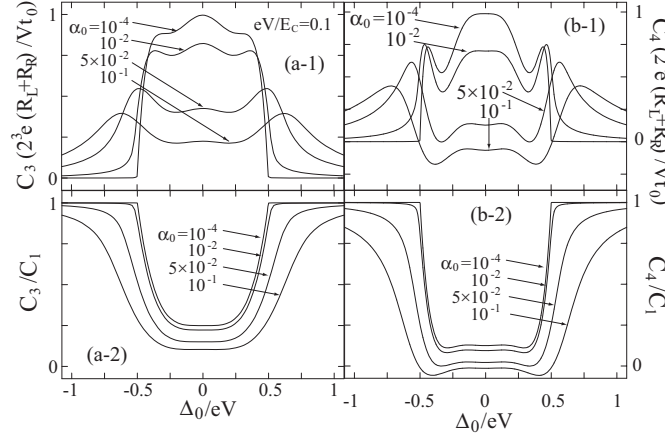


Fig. 7 Panels (a-1) and (b-1) are the skewness and the kurtosis at $eV = 0.1E_C$ and 0 K for various conductance. Panels (a-2) and (b-2) are those normalized by the average value.

Let us discuss the lifetime broadening effect quantitatively. At moderately large voltages, $eV \gg T_K = E_C e^{-1/2\alpha_0}/2\pi$, and at $T = 0$ the real part of the self-energy (30) is negligible and $\sum_{r=L,R} \Sigma_r^R(\omega) \approx -i\pi\alpha_0 eV$. Then the CGF at $\Delta_0 = 0$ reads

$$\mathcal{F}(\chi) \approx \mathcal{F}^{(1)}(\chi) - 4\bar{q}\alpha_0(e^{i\chi} - 1) + 2\bar{q}\pi^2\alpha_0^2(e^{i3\chi/2} - e^{i\chi/2}) + O(\alpha_0^3). \quad (32)$$

It is evident from this formula that the higher order cumulants are suppressed with increasing α_0 due to lifetime broadening.

Figures 7(a-1) and (b-1) show the skewness C_3 and the kurtosis C_4 as a function of Δ_0 . A double-peak structure growing with increasing conductance is observed. In general, we found that higher cumulants of the current depend on the gate charge in a complicated way and depend strongly on the conductance. E.g., the kurtosis even changes its sign for large values of α_0 . For the generalized ‘Fano factors’ defined as C_3/C_1 and C_4/C_1 [Figs. 6(a-2) and (b-2)], we observe a suppression with increasing α_0

3.3 KELDYSH ACTION AND CGF IN MAJORANA REPRESENTATION

In this section, we sketch our calculations [46, 53]. Since within the Schwinger-Keldysh approach the calculation of CGF is *formally* equivalent to the calculation of the partition function (9) on the closed time-path C (Fig. 2), we can apply the standard field theory methods. From the Hamiltonian (26) we obtain the path-integral representation of the Keldysh partition function (9) following the standard procedure. Tracing out the electron degrees of freedom, we obtain the effective Keldysh action, which is the sum of two parts: the charging part S_{ch} and the tunneling one S_t — $S \equiv S_{\text{ch}} + S_t$. They read

$$S_{\text{ch}} = \int_C dt \{ c^* (i\partial_t - \Delta_0) c + \frac{i}{2} \phi \partial_t \phi \}, \quad S_t = - \sum_{r=L,R} \int_C dt dt' c^*(t) \phi(t) \alpha_r(t, t') \phi(t') c(t') + O(T_r^4).$$

Here $c(t)$ and $\phi(t)$ are Grassmann fields which correspond to Dirac fermionic operators \hat{c} and Majorana fermionic operators $\hat{\phi}$, respectively. The latter operators are defined by the following relations: $\hat{\sigma}_+ = \hat{c}^\dagger \hat{\phi}$ and $\hat{\sigma}_z = 2\hat{c}^\dagger \hat{c} - 1$. The action S_t is equivalent to the tunneling action (13), defined earlier.

A particle-hole Green’s function, α_r , describing the tunneling of an electron between an electrode $r=L,R$ and the island, is expressed in the Keldysh space as a 2×2 matrix,

$$\tilde{\alpha}_r(\omega) = \begin{pmatrix} 0 & \alpha_r^A(\omega) \\ \alpha_r^R(\omega) & \alpha_r^K(\omega) \end{pmatrix} = -i\pi\alpha_r^0 \frac{(\omega - \mu_r)E_C^2}{(\omega - \mu_r)^2 + E_C^2} \begin{pmatrix} 0 & -1 \\ 1 & 2 \coth \frac{\omega - \mu_r}{2T} \end{pmatrix}, \quad (33)$$

where, $\alpha_0^r = R_K/(4\pi^2 R_r)$ is the dimensionless junction conductance. Here we have introduced a Lorentzian cutoff function to regularize the UV divergence. The terms higher than T_r^4 describe the *elastic* cotunneling process. They can be neglected in the limit of fixed α_0 but large number of channels, $N_{\text{ch}} \gg 1$. In this case T_r scales as $\propto 1/\sqrt{N_{\text{ch}}}$ and thus the terms $\propto T_r^4$ give only small corrections $\propto 1/N_{\text{ch}}$. In order to derive the CGF, we introduce the counting field χ by means of the following rotation in the Keldysh space,

$$\tilde{\alpha}_r^\chi(\omega) = \exp(i\kappa_r \chi \tau_1/2) \tilde{\alpha}_r(\omega) \exp(-i\kappa_r \chi \tau_1/2). \quad (34)$$

Here τ_1 is the Pauli matrix. The CGF takes the following form

$$\mathcal{F}(\chi) = -\ln \int \mathcal{D}[c^*, c, \phi] \exp[iS(\chi)], \quad (35)$$

where $S(\chi)$ is the effective action containing the rotated particle-hole Green's function (34). Tracing out the c fields, we obtain a term of fourth order in ϕ in the action, which means that the path integration cannot be performed exactly. Therefore we proceed in a perturbative expansion in α_0 and resum a certain class of diagrams. Namely we take into account the contributions from free Majorana Green's function and Dirac Green's function with the bubble insertions formed by particle-hole Green's (34) function and free Majorana Green's function.

4 FCS and Coulomb interaction in diffusive conductors

In this section we consider the FCS of low-dimensional diffusive conductors, such as quasi-one-dimensional disordered wires and two-dimensional disordered films. It has been appreciated more than two decades ago that the interplay of interaction and phase coherence effects in these systems may drastically affect its transport properties [55, 56]. Initially, the conductance was a main object of study, but more recently the trend moved toward the study of essentially non-equilibrium phenomena, like the quantum shot noise.

We consider short diffusive wires and films (with diffusion constant D) where the Thouless energy $E_{\text{Th}} = D/L^2$ is large compared to the applied voltage, $E_{\text{Th}} \gg eV$. In these systems the Fano factor, i.e. the ratio between shot noise and current, $S = 2|e|IF$, takes the value $F = 1/3$ [57, 58]. The condition for short conductors can be equivalently rewritten as $\tau_D \ll 1/eV$, where $\tau_D = L^2/D$ is a typical diffusion time of electron through the system. Such short conductors are coherent and effectively zero-dimensional so that all effects of Coulomb interaction come from the external electromagnetic environment. It has been shown recently that the environment modifies the conductance, noise [26, 29] and generally the FCS [30, 31].

Much less is known about the role of Coulomb interaction onto the FCS in the quasi-1D and 2D diffusive systems, when $\tau_D \gg 1/eV$. Under this condition the inelastic electron-electron scattering inside the conductor is important. This subject has recently attracted the attention in Ref. [59, 60, 61], where the so-called "hot electron" regime, was discussed. It is defined by $\tau_D \gg \tau_E$, with τ_E being the energy relaxation time due to Coulomb interaction, and at the same time $\tau_D \ll \tau_{\text{e-ph}}$, with $\tau_{\text{e-ph}}$ being the electron-phonon relaxation time. These two conditions imply that the size of the conductor is larger than the energy relaxation length due to electron-electron interaction, but the energy relaxation from the electron subsystem to phonons is negligible. In this situation the electron distribution function relaxes to the local Fermi distribution with a position dependent electron temperature along the conductor. This changes the Fano factor F from $1/3$ to $\sqrt{3}/4$ [62], an effect that was confirmed experimentally [58].

The microscopic theory [63] of electron-electron interaction in low-dimensional disordered conductors predicts, however, in addition to τ_E a further time scale, the dephasing time τ_ϕ (See Table I). Both times are energy dependent and in the limit of good conductors $g = G/G_Q \gg 1$, which we wish to consider, differ parametrically from each other ($\tau_\phi \ll \tau_E$). It is usually believed [64] that classical phenomena described by the Boltzmann equation are governed only by the energy relaxation time τ_E , while the decoherence time τ_ϕ affects essentially quantum-mechanical phenomena. Since the FCS is a classical quantity, in the

Table 1 The electron scattering times for low-dimensional (1D and 2D) diffusive conductors, $E = \max\{T, eV\}$. At $T \leq \tau_\phi^{-1}(V)$, we get $\tau^* = \tau_\phi(V)$.

d	$1/\tau_E$	$1/\tau_\phi$	$1/\tau^*, T \geq \tau_\phi^{-1}(V)$
1	$(E/D)^{1/2} \nu_1^{-1}$	$(E^2/D\nu_1^2)^{1/3}$	$(eV/T)^{1/2} \tau_E^{-1}(V)$
2	E/g	$(E/g) \ln g$	$\ln(eV/T) \tau_E^{-1}(V)$

sense that it is proportional to the number of conducting channels, one might naively expect that it crosses over between the coherent and the “hot electron” regime on the scale $\tau_D \sim \tau_E$.

As we show below the time τ_E is indeed responsible for a smooth crossover between the coherent and the “hot electron” limits if one is interested in the shot noise and the 3^d cumulant of charge. However, this is not the case for the higher order cumulants of charge transfer in the shot noise limit $eV \gg T$. Moreover, in this limit the smooth crossover in the FCS does not exist. The Coulomb interaction drastically enhances the probability of current fluctuations for short conductors $1/eV \ll \tau_D \ll \tau_E$. We coined for this range of parameters the term “incoherent cold electrons” [65]. In what follows we will show that the tail of the current distribution for such electrons is exponential, $P(I) \sim \exp(-\gamma|I|t_0/e)$. The fluctuations are strongest for low temperatures, $T \ll E_{\text{Th}}$, and they reach the maximum on the scale $\tau_D \sim \tau_\phi(V)$. In this case $\gamma \sim g^{-1/2}$ for 1D wire and $\gamma \sim (\ln g/g)^{1/2}$ for 2D film. The FCS of this type can be understood as the statistics of a photocurrent which is generated by electron-hole pairs excited by classical low-frequency fluctuations of the electromagnetic field. It is remarkable that the time scale of optimal current fluctuations transforms to the scale $\tau_\phi(T)$, known as a decoherence time in the theory of weak localization [63], provided one identifies eV with T . Therefore, in strongly non-equilibrium situation the time τ_ϕ rather than τ_E governs the crossover in the FCS between the coherent and the “hot electron” limits.

4.1 MODEL AND EFFECTIVE ACTION.

We consider a quasi-one-dimensional (1D) diffusive wire of length L and a quasi- two-dimensional (2D) film of size $L \times L$, with density of states ν_d per spin, diffusion coefficient D and large dimensionless conductance $g = 4\pi\nu_d DL^{2-d} \gg 1$. They are attached to two reservoirs with negligible external impedance which are kept at voltages $\pm V/2$. The current flows along the z direction and we concentrate on the incoherent regime, $\max\{eV, T\} \gg E_{\text{Th}}$.

To evaluate the CGF we have used the Keldysh technique and employed the low-energy field theory of the diffusive transport [66] which leads to the action

$$S[\chi, Q, \mathbf{A}] = \int d^d \mathbf{r} \text{Tr} \left[\frac{gL^{2-d}}{8} \left(\nabla Q - i[\hat{A}, Q] \right)^2 - 2\pi\nu_d (\partial_t Q) \right] - \frac{i}{8\pi e^2} \int dt \int d^3 \mathbf{r} \left(\dot{\mathbf{A}}_1^2 - \dot{\mathbf{A}}_2^2 \right). \quad (36)$$

Here $\hat{A} = \text{diag}(\mathbf{A}_1(t, \mathbf{r}), \mathbf{A}_2(t, \mathbf{r}))$ is the 2×2 matrix in Keldysh space, where $\mathbf{A}_{1,2}$ stand for fluctuating vector potentials in the conductor. We assume that $\text{curl } \mathbf{A} = 0$, thus neglecting relativistic effects. The matrix $\hat{Q}(\mathbf{r}, t_1, t_2)$ accounts for diffusive motion of electrons and obeys the semi-classical constraint $\hat{Q}(\mathbf{r}) \circ \hat{Q}(\mathbf{r}) = \delta(t_1 - t_2)$. Boundary conditions are imposed on the field Q in the left (L) and right (R) reservoirs [67], $Q|_{\mathbf{r}=R} = \hat{G}_R$ and $Q|_{\mathbf{r}=L} = \hat{G}_L(\chi) = e^{i\chi\hat{\tau}_3/2} \hat{G}_L e^{-i\chi\hat{\tau}_3/2}$. Here $G_{L,R}$ are the Keldysh Green’s functions in the leads.

With the action (36) the CGF should be evaluated as a path integral over all possible realizations $\mathbf{A}_{1,2}$ and \hat{Q} . In general this is a complicated task. However, in the limit $1/g \ll 1$ the problem simplifies. We employ the parameterization $Q = e^{iW} \hat{G} e^{-iW}$, $W\hat{G} + \hat{G}W = 0$. Here the field W accounts for the rapid fluctuations of Q with typical frequencies $\omega \sim eV$ and momenta $q \sim \sqrt{eV/D}$, while $\hat{G}(\epsilon, \mathbf{r})$ is the

slow stationary Usadel Green's function varying in space on the scale $\sim L$. As a first step we integrate out the field W in the Gaussian approximation to obtain the non-linear action $\tilde{S}(\chi, \hat{G}, \mathbf{A})$ of the screened electromagnetic fluctuations in the media. We keep only quadratic terms in \tilde{S} , what is equivalent to the random phase approximation (RPA). As second step one can integrate out the photon field \mathbf{A} and reduce the problem to an effective action $S_{\text{eff}}[\chi, \hat{G}]$. Then the saddle point approximation, $\delta S_{\text{eff}}[\chi, \hat{G}]/\delta \hat{G} = 0$ yields the kinetic equation for $\hat{G}(\epsilon, \mathbf{r})$. This program is very similar to that pursued in Ref. [66].

In the universal limit of a short screening radius, $r^{-1} = (4\pi e^2 \nu_3)^{1/2} \gg \sqrt{eV/D}$, we get the following result

$$S_{\text{eff}}[\chi, \hat{G}] = \frac{t_0}{8} g L^{2-d} \int d^d \mathbf{r} \int \frac{d\epsilon}{2\pi} \text{Tr} \left[\nabla \hat{G}_\epsilon(\mathbf{r}) \right]^2 + \frac{t_0}{2} \int \frac{d^d \mathbf{r} d\omega d^d \mathbf{q}}{(2\pi)^{d+1}} \ln \left[\frac{\text{Det} \left[\mathcal{D}_\omega^{-1}(\mathbf{r}, \mathbf{q}) \right]}{-(D\mathbf{q}^2)^2 - \omega^2} \right] \quad (37)$$

where \mathcal{D}_ω is a 2×2 matrix operator in Keldysh space corresponding to the non-equilibrium diffusion propagator,

$$\mathcal{D}_\omega^{\alpha\beta}(\mathbf{r}, \mathbf{q}) = \left[D\mathbf{q}^2 \tau_1^{\alpha\beta} + (i/4) \int d\epsilon \text{Tr} \left(\gamma^\alpha \gamma^\beta - \gamma^\alpha \hat{G}_{\epsilon+\omega/2}(\mathbf{r}) \gamma^\beta \hat{G}_{\epsilon-\omega/2}(\mathbf{r}) \right) \right]^{-1}$$

with $\gamma^0 = \hat{1}$, $\gamma^1 = \hat{\tau}_3$. The first term in S_{eff} is due to the diffusive motion of free electrons, while the second describes the real inelastic electron-electron collisions with energy transfer $\omega \leq \max\{eV, T\}$.

Minimizing the action S_{eff} under the constraint $\hat{G}(\epsilon, \mathbf{r})^2 = 1$ one obtains a non-linear matrix kinetic equation for $G(\epsilon, \mathbf{r})$. It has a structure of the stationary Usadel equation

$$D \nabla \left(\hat{G}_\epsilon(\mathbf{r}) \nabla \hat{G}_\epsilon(\mathbf{r}) \right) = \left[\hat{\mathcal{I}}_\epsilon(\mathbf{r}), \hat{G}_\epsilon(\mathbf{r}) \right] \quad (38)$$

with the extra matrix collision integral $\hat{\mathcal{I}}_\epsilon$ in the r.h.s

$$\hat{\mathcal{I}}_\epsilon(\mathbf{r}) = \frac{i}{8\nu_d} \sum_{\alpha, \beta} \int \frac{d\omega d^d \mathbf{q}}{(2\pi)^{d+1}} \mathcal{D}_\omega^{\alpha\beta}(\mathbf{r}, \mathbf{q}) \left[\gamma^\alpha \hat{G}_{\epsilon-\omega}(\mathbf{r}) \gamma^\beta + \gamma^\beta \hat{G}_{\epsilon+\omega}(\mathbf{r}) \gamma^\alpha \right] \quad (39)$$

This kinetic equation should be supplemented by the χ -dependent boundary conditions at the interfaces with the leads, as described after Eq. (36). Since we consider the FCS at low frequencies, $\Omega \ll E_{\text{Th}}$, there is no time-dependent term in our kinetic equation similar to that of the usual time-dependent Usadel equation. In this limit the collision integral (39) guarantees the current conservation, $\text{div } \mathbf{j} = 0$, where $\mathbf{j} \propto \int d\epsilon \text{Tr} \left(\hat{\tau}_3 \hat{G}_\epsilon(\mathbf{r}) \nabla \hat{G}_\epsilon(\mathbf{r}) \right)$. The resulting CGF, $\mathcal{F}(\chi)$, can be found by evaluating the action (37) and solving the kinetic equation $G_\epsilon(\chi, \mathbf{r})$. In the absence of the field χ our matrix kinetic equation reduces to the standard kinetic equation with a singular kernel $K(\omega) \propto \omega^{d/2-2}$ in the collision integral [63, 64, 66].

To derive the action (37) we have used a local approximation, i.e. we neglected gradient corrections proportional to $(\nabla \hat{G} \sim 1/L) \ll \nabla W$. In this way we incorporate only classical effects of interaction into the FCS. The gradient terms would be responsible for quantum corrections to the CGF, coming from frequencies $\omega \gg \max\{T, eV\}$. They are small in the parameter $1/g$ and are beyond the scope of this article.

So far our consideration was rather general. In the following we restrict the analysis to the most interesting shot-noise limit, $eV \gg T$. Then the further particular solution of kinetic equation strongly depends on the relative magnitude of the diffusion time τ_D compared to the voltage dependent energy relaxation time $\tau_E(V)$. In the range of sufficiently high voltages, so that $\tau_D \gg \tau_E(V)$, the system is driven into the "hot electron" regime. In this limit the electron distribution function of electrons has the form of a local Fermi distribution with position dependent temperature $T(\mathbf{r})$ set by the applied voltage eV and differing from the temperature T in the leads. For smaller voltages, so that $1/eV \ll \tau_D \ll \tau_E(V)$, the electrons are described by a strongly non-equilibrium two step distribution function, which results from the weighted average of the Fermi distribution functions in the left and right leads. We thus call this situation the regime of "cold electrons". The behavior of the FCS is essentially different in these two regimes and we consider them separately in the following subsections.

4.2 “COLD ELECTRON” REGIME.

The cold electron regime is defined by relation $E_{\text{Th}} \gg 1/\tau_E$. Under this condition the collision term in the kinetic equation is small, and one can obtain the Green’s function perturbatively around the coherent solution obeying the Usadel equation $\nabla_z \left(\hat{G}_\epsilon^0(z) \nabla_z \hat{G}_\epsilon^0(z) \right) = 0$. Here $0 < z < 1$ is a dimensionless coordinate along the current direction. This solution was found in Ref. [68] and at $T \ll eV$ can be written as

$$\begin{aligned} \hat{G}_\epsilon^0(\chi, z) &= L_\chi(z) \hat{G}_L(\epsilon, \chi) + R_\chi(z) \hat{G}_R(\epsilon) \\ L_\chi(z) &= \frac{\sinh(1-z)\theta_\chi}{\sinh\theta_\chi}, \quad R_\chi(z) = \frac{\sinh z\theta_\chi}{\sinh\theta_\chi}, \quad \theta_\chi = \ln(u + \sqrt{u^2 - 1}), \end{aligned} \quad (40)$$

where $u = 2e^{i\chi} - 1$ for energies $0 < \epsilon < eV$ and $u = 1$ otherwise. In first order in τ_D/τ_E the CGF can be found by substituting \hat{G}^0 in the action (37). The main contribution comes from frequencies $T < \omega < eV$. After some algebra we obtain

$$\mathcal{F}(\chi) = -(t_0 g/8\pi) \int d\epsilon \theta_\chi^2(\epsilon) + \mathcal{F}_{\text{Coll}}(\chi). \quad (41)$$

Here the first term is the CGF of non-interacting electrons, and $\mathcal{F}_{\text{Coll}}(\chi)$ is the correction due to electron-electron interaction. It reads

$$\begin{aligned} \mathcal{F}_{\text{Coll}} &= \frac{t_0 L^d}{2} \int_0^1 dz \int_{\omega^*}^{eV} \frac{d\omega d^d \mathbf{q}}{(2\pi)^{d+1}} \ln \left\{ 1 - \frac{N_\omega \omega^2 \Pi(\chi, z)}{(D\mathbf{q}^2)^2 + \omega^2} \right\} \\ \Pi(\chi, z) &= -4 L_\chi(z) R_\chi(z) e^{i\chi} \left\{ 1 - L_\chi(z) - R_\chi(z) - [zL_\chi(z) + (1-z)R_\chi(z)] (e^{i\chi} - 1) \right\} \end{aligned} \quad (42)$$

where $N_\omega = (eV/|\omega| - 1)$, and $\omega^* = \max\{E_{\text{Th}}, T\}$. The Thouless energy appears in the low frequency cut-off ω^* due to finite-size effects while T takes into account the smearing of a step in the Fermi distribution. We also note two important properties of the function $\Pi(\chi, z)$, namely (i) $\Pi(i\gamma, z) > 0$ for imaginary $\chi = i\gamma$ and (ii) $\Pi(\chi, z) = -P_2(z)\chi^2 + O(\chi^2)$ at $\chi \ll 1$ where $P_2(z) = \frac{8}{3}z^2(1-z^2)(1-z+z^2) > 0$.

To estimate the range of validity of the result (42) we substitute a zero order distribution function $f_0(\epsilon) = (1-z)f_F(\epsilon - eV/2) + zf_F(\epsilon + eV/2)$ into the collision integral, $f_F(\epsilon)$ being equilibrium Fermi distribution. Then one estimates the 1st order correction to be

$$\delta f_{(1)}(\epsilon_\pm) \sim \frac{L^2/D}{\tau_E(V)} \int_{\epsilon_\pm}^{eV} \frac{d\omega}{\omega} \left(\frac{eV}{\omega} \right)^{(2-d)/2} \quad (43)$$

if $\epsilon_\pm = |\epsilon \pm eV/2| \ll eV$ and $\epsilon_\pm > \max\{E_{\text{Th}}, T\}$. By virtue of Pauli’s principle this correction may not exceed unity, $\delta f_{(1)} \leq 1$, which is true only for $\epsilon_\pm \geq \epsilon^*$, where the scale ϵ^* is given by

$$\epsilon^*(V) \simeq \begin{cases} (eV)^2/g^2 E_{\text{Th}}, & \text{for } D = 1 \\ eV \exp\{-g E_{\text{Th}}/eV\}, & \text{for } D = 2. \end{cases} \quad (44)$$

This result shows that a simple perturbation theory is valid provided $\epsilon^* < \max\{E_{\text{Th}}, T\}$. Resolving this inequality we obtain the condition $\tau_D < \tau^*$, where the time scale τ^* is presented in Table 1. The 1st order perturbation theory breaks down for higher voltages, when $\tau_D > \tau^*$. In this situation we can still obtain the result up to a factor of order of unity from Eq. (42) if we use as cut-off $\omega^* \simeq \epsilon^*$.

The result (41 - 42) with cut-off $\omega^* = \max\{E_{\text{Th}}, T, \epsilon^*\}$ enables us to evaluate all irreducible cumulants $C_k = -(-i)^k (\partial^k / \partial \chi^k) \mathcal{F}(\chi)$ of a number of electrons transferred. There is no correction to the current on the classical level. The interaction correction to the noise and the 3^d cumulant is small in the parameter τ_D/τ_E and dominated by inelastic collisions with the energy transfer $\omega \sim eV$. On the contrary, the

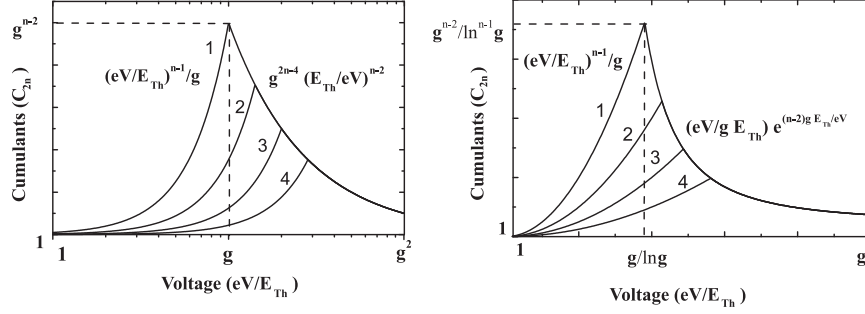


Fig. 8 Sketch of the voltage dependence of the even cumulants of the charge transfer C_{2n} for $n > 2$ for a 1D diffusive wire (left panel) and a 2D diffusive film (right panel). The curves 1,2,3,4 correspond to temperatures $E_{Th} \sim T_1 < T_2 < T_3 < T_4$.

leading contribution to the higher order cumulants is due to Coulomb interaction and it is dominated by quasi-elastic collisions with low energy transfers $\omega^* \leq \omega \ll eV$. Up to a numerical constant the result is

$$C_{2k,2k+1} \propto \frac{\langle N \rangle}{g} \left(\frac{eV}{E_{Th}} \right)^{d/2} \left(\frac{eV}{\omega^*} \right)^{k-1-d/2}, \quad \text{for } k \geq 2 \quad (45)$$

where $\langle N \rangle \gg 1$ is the average number of electrons transferred and $\omega^* = \max\{E_{Th}, T, \epsilon^*\}$.

The voltage dependence of the n^{th} cumulant with $n \geq 4$ at different temperatures is sketched in Fig. 8. Eq. (45) shows that the $n+1$ st cumulant of the charge transfer is parametrically enhanced versus the k th one by the large factor $eV/\omega^* \gg 1$. It also follows from Eq. (45) that the higher cumulants grow with increasing voltage for $E_{Th} > 1/\tau^*$ and decay for $E_{Th} < 1/\tau^*$, where the new time scale $\tau^*(eV, T)$ is parametrically smaller than τ_E , $\tau^* \ll \tau_E$. (See Table I). The current fluctuations are strongest if $T \leq E_{Th} \sim 1/\tau_\phi(V)$. In this case their maximum occurs at $eV/E_{Th} \sim g$ for 1D and at $eV/E_{Th} \sim g/\ln g$ for 2D. To clarify the physical origin of this strong amplification of the current fluctuations we present below a heuristic interpretation of the result (42) by relating it to the phenomenon of photo-assisted shot noise.

Photo-assisted shot noise has been theoretically predicted by Lesovik and Levitov [69]. They considered the mesoscopic scatterer with a single transmission channel \mathcal{T} biased by the AC voltage $V(t) = V_\Omega \sin(\Omega t)$ (See Fig. 3). This voltage leads to an oscillating phase $\varphi(t) = \int_{-\infty}^t eV(\tau) d\tau = \Phi_\Omega \cos \Omega t$ across the conductor with amplitude $\Phi_\Omega = eV_\Omega/\hbar\Omega$. It has been shown in Ref. [69] that such a phase modulation results in a zero-frequency non-transport shot noise due to the excitation of electron-hole pairs in the leads. At low temperatures, $T \ll \hbar\Phi_\Omega$, the noise is

$$S_2(\omega = 0) = \frac{e^2}{2\pi\hbar} \mathcal{T}(1 - \mathcal{T}) \sum_{n=-\infty}^{+\infty} |n\Omega| J_n^2(\Phi_\Omega) \quad (46)$$

where $P_n = J_n^2(\Phi_\Omega)$ is the probability to excite an electron-hole pair with the absorption of n photons, and $J_n(x)$ are Bessel functions. In the limit of weak phase oscillations, $\Phi_\Omega \ll 1$, the noise is quadratic in the amplitude, $S_2 = G_Q \hbar\Omega \mathcal{T}(1 - \mathcal{T}) \Phi_\Omega^2$.

The physical origin of the interaction correction to the FCS in diffusive conductors has very much in common with the generation of photo-assisted shot noise. Exploiting the path integral formulation of quantum mechanics one can represent an interacting electron problem by a picture where a given electron is moving in a fluctuating electromagnetic field $\mathbf{A}_{1,2}(\mathbf{r}, t)$ created by all other electrons (with indices $j = 1, 2$ referring to a forward and a backward time evolution operator). Since the main effect of the interaction comes from low-frequency fields with $\omega \ll eV$, the classical part $\mathbf{A} = (\mathbf{A}_1 + \mathbf{A}_2)/2$ is of main importance. The field $\mathbf{A}_{\mathbf{q},\omega}$ leads to the excitation of electron-hole pairs, which, similar to photo-assisted shot-noise,

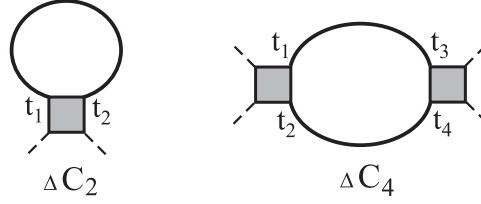


Fig. 9 Diagrammatic representation of interaction corrections to the shot noise and C_4 . Shaded blocks correspond to the imaginary part of diffuson, denoted as $\tilde{D}_q(t)$, and thick solid lines correspond to the screened propagator of the electromagnetic fluctuations $\mathcal{B}(t)$. Each vertex t_k brings time derivative ∂_{t_k} .

produce corrections to the FCS of the form

$$\Delta\mathcal{F}(\chi, \mathbf{A}) = -\frac{gL^{2(1-d)}}{4\pi} \sum_{\mathbf{q}_1, \mathbf{q}_2} \frac{\omega^2}{(D|\mathbf{q}_1 + \mathbf{q}_2|^2/4)^2 + \omega^2} \int d^d \mathbf{r} \omega \tilde{\Pi}(\chi, z) \mathbf{A}_{\mathbf{q}_1, \omega} \mathbf{A}_{\mathbf{q}_2, \omega}^* e^{i(\mathbf{q}_1 - \mathbf{q}_2) \cdot \mathbf{r}} \quad (47)$$

Up to second order in χ^2 the polarization operator $\tilde{\Pi}(\chi, z)$ agrees with $\Pi(\chi, z)$ in Eq. (42). It is important that this correction is proportional to the total conductance g of the system. Thus it may become comparable with the non-interacting result for the CGF when the magnitude of phase fluctuation across the sample becomes of the order of unity.

In diffusive system with large conductance $g \gg 1$ the fluctuation of $\mathbf{A}_{\mathbf{q}, \omega}$ are screened and can be considered as Gaussian with an Ohmic spectrum $\mathcal{B}(\omega) = \langle |\mathbf{A}_{\mathbf{q}, \omega}|^2 \rangle = N_\omega / (\nu D \omega)$, where $N_\omega \cong eV/|\omega|$ is a non-equilibrium distribution function of electromagnetic modes. Thus in order to obtain the interaction contribution to the CGF, the correction (47) has to be exponentiated and averaged over these fluctuations. Such considerations give exactly the result (42) with polarization operator calculated to accuracy χ^2 .

It is also instructive to consider the physical picture of photo-assisted current fluctuations in the time domain. To illustrate the main idea we compare the interaction corrections to the shot noise C_2 and the 4th cumulant C_4 for a 1D wire. In the time representation they read

$$\begin{aligned} \Delta C_2 &= \int_0^1 P_2(z) dz \sum_q \int \tilde{\mathcal{D}}'_{t_1}(q, t_1 - t_2) \mathcal{B}'_{t_2}(t_2 - t_1) dt_1 dt_2 \quad (48) \\ \Delta C_4 &= 6 \int_0^1 P_2^2(z) dz \sum_q \int \tilde{\mathcal{D}}'_{t_1}(q, t_1 - t_2) \tilde{\mathcal{D}}'_{t_4}(q, t_4 - t_3) \mathcal{B}'_{t_3}(t_3 - t_1) \mathcal{B}'_{t_2}(t_2 - t_4) dt_1 \dots dt_4 \end{aligned}$$

where

$$\mathcal{B}(t) = \int_{1/\epsilon^*}^{+\infty} \frac{d\omega}{\pi} \frac{N_\omega e^{-i\omega t}}{\nu D \omega}, \quad \text{and} \quad \tilde{\mathcal{D}}(q, t) = \int_0^{eV} \frac{d\omega}{\pi} \text{Im} \left(\frac{1}{Dq^2 - i\omega} \right) e^{-i\omega t} \quad (49)$$

The corresponding Feynman diagrams are shown in Fig. 9. The correlation time of the diffuson propagator $\tilde{D}_q(t)$ is short, given by $\tau_V \sim 1/eV$, while the photon propagator $\mathcal{B}(t)$ is strongly non-local in time with long correlation time $\tau \sim 1/\epsilon^* \gg \tau_V$. Therefore the time integral in ΔC_2 is dominated by the short range $|t_1 - t_2| \sim \tau_V$ only, and the correction to shot noise is small. In contrast, when evaluating the correction to ΔC_4 both short, $|t_1 - t_2| \sim |t_3 - t_4| \sim \tau_V$, and long time intervals, $|t_1 - t_3| \sim |t_2 - t_4| \sim 1/\epsilon^*$, are essential. The same structure holds for higher cumulants $C_{2n>4}$ which are expressed by one-loop diagrams with n diffusons and n propagators of the electromagnetic field. We thus see that a conversion of the long-time electromagnetic field correlations into the current of electron hole pairs is the reason for an enhancement of higher order cumulants in diffusive wires and films.

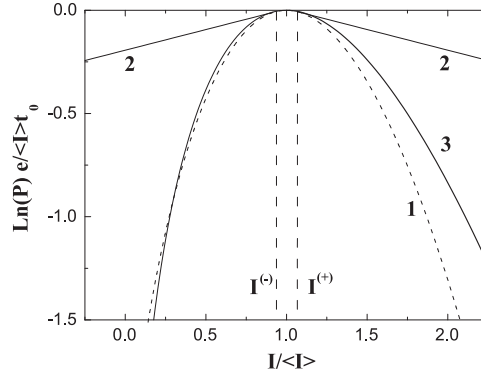


Fig. 10 The log of probability to measure the big non-equilibrium current fluctuations ($eV \gg T$). Curve (1), coherent regime; curve (2), incoherent “cold electron” regime, $\gamma = 0.2$; curve (3), “hot electron” regime.

With the results (41, 42) we can also explore the current probability distribution

$$P(I) = \int_{-\pi}^{\pi} \frac{d\chi}{2\pi} \exp\{-\Omega(\chi)\}, \quad \Omega(\chi) = -\mathcal{F}(\chi) + i(It_0/e)\chi. \quad (50)$$

In the long-time limit, $It_0/e \gg 1$, this integral can be evaluated within the stationary phase approximation. For this analysis it is important that the action $\mathcal{F}(\chi)$ has two branch points, $\chi = \pm i\gamma$, where $\gamma \sim (\omega^*/eV)^{1/2} \ll 1$. The points $\pm i\gamma$ give two threshold currents, $I^\pm = (e/t_0)\partial S/\partial\chi|_{\chi=\pm i\gamma}$, which read $(I^\pm - \langle I \rangle)/\langle I \rangle = \pm\gamma/3$.

Provided the fluctuations are small, $I^- < I < I^+$, the saddle point χ^* of the function $\Omega(\chi)$ lies on the imaginary axis and satisfies the condition $|\chi^*| < \gamma$. Thus with exponentially accuracy the probability distribution becomes $P(I) \sim \exp\{-\Omega(\chi^*)\}$. Due to the smallness of the parameter τ_D/τ_E we found that $P(I)$ deviates only slightly from the probability $P_0(I)$ of current fluctuations in the non-interacting limit. For larger current fluctuations, $I < I^-$ or $I > I^+$, the potential $\Omega(\chi)$ does not have a saddle point any more, and one should use the contour C_0 of a zero phase, $\text{Im} \Omega(\chi)|_{\chi \in C_0} = 0$ for the asymptotic analysis of the integral $P(I)$. This contour is pinned by the branch point $\chi = \pm i\gamma$, which yields *exponential* tails in the current probability distribution

$$P(I) \approx \exp\{-\mathcal{F}(\pm\gamma) \mp \gamma It_0/e\}. \quad (51)$$

The results for the probability distribution are displayed in Fig. 10. The Coulomb interaction does not change the Gaussian fluctuations, but strongly affects the tails of $P(I)$. They describe long correlated “trains” in the transferred charge, in agreement with our previous discussion on the enhancement of higher order cumulants $S_{n \geq 2(D+1)}$.

One can also relate the statistics (42) to the photocounting statistics studied by Kindermann *et al.* [70]. In that work the FCS of incoherent radiation, which is passed through a highly transmitting barrier with transmission coefficient $\mathcal{T} \leq 1$, was studied. It was shown that a highly degenerate (or classical) source of radiation with bosonic occupation number $f_\omega \gg 1$ produces long exponential tails in the photocounting distribution, $P(n) \propto \exp(-n/f_\omega)$. The tails of the distribution (51) are of the same bosonic nature. The classical electromagnetic field $A_{\mathbf{q},\omega}$ with $\omega \ll eV$ and large occupation number $N_\omega \cong eV/|\omega|$ can excite electron-hole pairs with probability $\mathcal{P} = \omega^2/((D\mathbf{q}^2)^2 + \omega^2)$. This probability plays the role similar to the transmission coefficient \mathcal{T} . It is enhanced due to the diffusive motion of electrons and can be of order of unity. The polarization operator $\Pi(\chi, z)$ describes the efficiency of the conversion of electromagnetic radiation into a current of electron-hole pairs.

4.3 “HOT ELECTRON” REGIME.

In the “hot electron” regime, $E_{\text{Th}} \ll 1/\tau_E$, describing the regime of high applied voltages or long enough samples, the collision term in the kinetic equation (38) dominates. Thus the saddle point solution of the action (37) should make the collision integral vanish. To find this solution we note that the collision term in the action is invariant under the gauge transformation $\tilde{G}_\epsilon(\mathbf{r}) = e^{-\hat{K}_\epsilon(\mathbf{r})} G_\epsilon(\mathbf{r}) e^{\hat{K}_\epsilon(\mathbf{r})}$. Here $\hat{K}_\epsilon(\mathbf{r}) = \frac{1}{2} \hat{\tau}_3 [\gamma(\mathbf{r}) + \beta(\mathbf{r})(\epsilon - \phi(\mathbf{r}))]$ and γ, β and ϕ are arbitrary functions in space. In particular, this leads to the conservation of the current density, $\text{div } \mathbf{j} = 0$, and of the energy flow, $\text{div } \mathbf{j}_E = 0$, where $\mathbf{j}_E \propto (2\pi)^{-1} \int \epsilon d\epsilon \text{Tr} \left(\hat{\tau}_3 \tilde{G}_\epsilon(\mathbf{r}) \nabla \tilde{G}_\epsilon(\mathbf{r}) \right)$. It is well known that the physical Green function $G(\epsilon, \mathbf{r})$ with a local Fermi distribution $f_\epsilon(\mathbf{r}) = [e^{(\epsilon - \phi(\mathbf{r}))/T(\mathbf{r})} + 1]^{-1}$ makes the collision term in conventional kinetic equations vanish. Its gauge transform, $\tilde{G}_\epsilon(\mathbf{r})$, does the same for the generalized kinetic equation (38).

The four unknown functions ϕ, γ, T and β can be found from the extremum of the simplified action S_{hot} which is obtained by substituting $\tilde{G}_\epsilon(\mathbf{r})$ into the diffusive part of the action S_{eff} . For the rest of this discussion we restrict ourselves to a 1D wire, since for the 2D geometry shown in Fig.1, all results are identical to 1D. We write the action in the form $S_{\text{hot}} = (2\pi)^{-1} g_0 t \int_0^1 dz S_{\text{hot}}(z)$, where the spatial density $S_{\text{hot}}(z)$ reads

$$S_{\text{hot}}(z) = -T(\nabla\gamma - \beta\nabla\phi)^2 + (\nabla\gamma - \beta\nabla\phi)\nabla\phi - \frac{\pi^2}{3}T^3(\nabla\beta)^2 + \frac{\pi^2}{6}(\nabla T^2)\nabla\beta \quad (52)$$

Here $T(z)$ and $\phi(z)$ have a meaning of a local temperature and chemical potential, while $\beta(z)$ and $\gamma(z)$ are their quantum conjugate counterparts. The action (52) has to be minimized subject to the boundary conditions $\phi(z)|_{z=0,1} = \pm eV/2$, $T(z)|_{z=0,1} = T$, $i\gamma(0) = \chi$ and $\gamma(1) = \beta(0) = \beta(1) = 0$.

The action S_{hot} possesses 4 integrals of motion. They are the physical current $J = \partial S_{\text{hot}}/\partial \nabla \gamma$, the “quantum” current $M = \partial S_{\text{hot}}/\partial \nabla \phi$, the energy current $J_E = J\phi - \frac{2\pi^2}{3}T^3\nabla\beta + \frac{\pi^2}{6}(\nabla T^2)$, and the spatial density of the action $S_{\text{hot}}(z)$. Performing the Legendre transform, we can reduce the task to the boundary value problem for two functions $T(z)$ and $\beta(z)$. Since it appears not to be possible to obtain an analytic solution of these equations for non-vanishing χ , we solved them numerically. The results for the probability distribution $P(I)$ are shown in Fig. 10. As in the previous section it can be evaluated using the saddle point approximation. We can see from Fig. 10 that the probability of positive current fluctuations, $\Delta I > 0$, is enhanced in the “hot electron” limit as compared to the coherent regime, while the probability of negative fluctuations, $\Delta I < 0$, is affected to a lesser extent. The action (52) is equivalent to the actions of Refs. [60, 61] under the appropriate change of variables. A further increase of the voltage or the sample size will eventually bring the system into the macroscopic regime, $L \gg L_{\text{e-ph}}$. The conductor in this case displays only Nyquist noise $S = 4k_B T/R$, while higher order cumulants vanish and the probability of current fluctuations becomes Gaussian [61].

5 Summary

To summarize, we have studied the full current statistics (FCS) of charge transfer in two important examples of the mesoscopic conductors taking into account the effects of Coulomb interaction. First, we derived the FCS for a single-electron transistor with Coulomb blockade effects in the vicinity of a conductance peak. Quantum fluctuations of the charge are taken into account by a summation of a certain subclass of diagrams, which corresponds to the leading logarithmic approximation. In lowest order in the tunneling strength our results reproduce the ‘orthodox’ theory, while in second order they account for renormalization and cotunneling effects. We have shown that in non-equilibrium situations quantum fluctuations of the charge induce lifetime broadening for the charge states of the central island. An important consequence is the reduction of the probability for currents much larger than the average value.

We further investigated the effect of Coulomb interaction onto the FCS in one- and two-dimensional diffusive conductors. We have found that Coulomb interaction essentially enhances the probability of rare current fluctuations for short conductors, $1/eV \ll \tau_D \ll \tau_E$, with τ_D and τ_E being the diffusion and

energy relaxation times. The fluctuations are strongest at low temperatures, $T \ll 1/\tau_D$, and they reach the maximum when the sample size matches the voltage dependent dephasing length due to Coulomb interaction. We have shown that tails of the probability distribution of the transferred charge are exponential and they arise from the correlated fluctuations of the current of electron-hole pairs which are excited by the classical low-frequency fluctuations of the electromagnetic field in the media.

Acknowledgements This work is part of a research network of the Landesstiftung Baden-Württemberg gGmbH.

References

- [1] *Quantum Noise in Mesoscopic Physics*, Vol. 97 of *NATO Science Series II: Mathematics, Physics and Chemistry* edited by Yu. V. Nazarov (Kluwer Academic Publishers, Dordrecht/Boston/London, 2003).
- [2] L. S. Levitov and G. B. Lesovik, *JETP Lett.* **58**, 230 (1993); L. S. Levitov, H.-W. Lee, and G. B. Lesovik, *Journal of Mathematical Physics*, **37**, 4845 (1996).
- [3] L. Mandel and E. Wolf, *Optical Coherence and Quantum Optics* (Cambridge University Press, Cambridge, 1995).
- [4] L. S. Levitov and G. B. Lesovik, *JETP Lett.* **55**, 555 (1992).
- [5] W. Belzig in *CFN Lecture Notes on Functional Nanostructures Vol. 1*, eds. K. Busch, A. Powell, C. Röthig, G. Schön, and J. Weissmüller, *Lecture Notes in Physics*, Vol. 658 (Springer-Verlag, Berlin, 2004).
- [6] B. Reulet, J. Senzier, and D. E. Prober, *Phys. Rev. Lett.* **91**, 196601 (2003).
- [7] Yu. Bomze, G. Gershon, D. Shovkun, L. S. Levitov, and M. Reznikov, *Phys. Rev. Lett.* **95**, 176601 (2005).
- [8] S. Gustavsson, R. Leturcq, B. Simovic, R. Schleser, T. Ihn, P. Studerus, K. Ensslin, D. C. Driscoll, and A. C. Gossard, *Phys. Rev. Lett.* **96**, 076605 (2006).
- [9] J. Tobiska and Yu. V. Nazarov, *Phys. Rev. Lett.* **93**, 106801 (2004).
- [10] Y. Nakamura, Yu. A. Pashkin, and J. S. Tsai, *Nature* **398**, 786 (1999).
- [11] T. Hayashi, T. Fujisawa, H.D. Cheong, Y.H. Jeong, and Y. Hirayama, *Phys. Rev. Lett.* **91**, 226804 (2003).
- [12] M. H. Devoret and R. J. Schoelkopf, *Nature* **406**, 1039 (2000).
- [13] A. Zeilinger, *Rev. Mod. Phys.* **71**, S288 (1999).
- [14] A. Rauschenbeutel, G. Nogues, S. Osnaghi, P. Bertet, M. Brune, J.-M. Raimond, and S. Haroche, *Science* **288**, 2024 (2000).
- [15] C.A. Sackett, D. Kielpinski, B. E. King, C. Langer, V. Meyer, C.J. Myatt, M. Rowe, Q. A. Turchette, W.M. Itano, D.J. Wineland, and C. Monroe, *Nature* **404**, 256 (2000).
- [16] C.W.J. Beenakker, cond-mat/0508488.
- [17] G. Burkard, D. Loss, and E.V. Sukhorukov, *Phys. Rev. B* **61**, R16303 (2000).
- [18] F. Taddei and R. Fazio, *Phys. Rev. B* **65**, 075317 (2002).
- [19] L. Faoro, F. Taddei, and R. Fazio, *Phys. Rev. B* **69**, 125326 (2004).
- [20] M. Field, C.G. Smith, M. Pepper, D.A. Ritchie, J.E.F. Frost, G.A.C. Jones, and D.G. Hasko, *Phys. Rev. Lett.* **70**, 1311 (1993).
- [21] E. Buks, R. Schuster, M. Heiblum, D. Mahalu, and V. Umansky, *Nature* **391**, 871 (1998).
- [22] J. M. Elzerman, R. Hanson, J. S. Greidanus, L. H. Willems van Beveren, S. De Franceschi, L. M. K. Vandersypen, S. Tarucha, and L. P. Kouwenhoven, *Phys. Rev. B* **67**, 161308(R) (2003).
- [23] J. R. Petta, A. C. Johnson, C. M. Marcus, M. P. Hanson, and A.C. Gossard, *Phys. Rev. Lett.* **93**, 186802 (2004).
- [24] A. K. Huettel, S. Ludwig, K. Eberl, and J.P. Kotthaus, *Phys. Rev. B* **72**, 081310(R) (2005).
- [25] D. V. Averin and E. V. Sukhorukov, *Phys. Rev. Lett.* **95**, 126803 (2005).
- [26] D. S. Golubev and A. D. Zaikin, *Phys. Rev. Lett.* **86**, 4887 (2001).
- [27] D. S. Golubev and A. D. Zaikin, *Phys. Rev. B* **69**, 075318 (2004).
- [28] D. S. Golubev and A. D. Zaikin, *Phys. Rev. B* **70**, 165423 (2004).
- [29] A. V. Galaktionov, D. S. Golubev, and A. D. Zaikin, *Phys. Rev. B* **68**, 085317 (2003).
- [30] M. Kindermann and Yu. V. Nazarov, *Phys. Rev. Lett.* **91**, 136802 (2003).
- [31] D. A. Bagrets and Yu. V. Nazarov, *Phys. Rev. Lett.* **94**, 056801 (2005).
- [32] M. Kindermann and Yu. V. Nazarov, in Ref. 1
- [33] G. Schön and A. D. Zaikin, *Phys. Rep.* **198**, 237 (1990).
- [34] A. V. Andreev and E. G. Mishchenko, *Phys. Rev. B* **64**, 233316 (2001).
- [35] D. A. Bagrets and Yu. V. Nazarov, *Phys. Rev. B* **67**, 085316 (2003).
- [36] A. Braggio, J. König, and R. Fazio, *Phys. Rev. Lett.* **96**, 026805 (2006).
- [37] H. Schoeller and G. Schön, *Phys. Rev. B* **50**, 18436 (1994).
- [38] J. König, H. Schoeller, and G. Schön, *Phys. Rev. Lett.* **78**, 4482 (1997); *Phys. Rev. B* **58**, 7882 (1998).

- [39] D. S. Golubev, J. König, H. Schoeller, and G. Schön, Phys. Rev. B **56**, 15782 (1997).
- [40] M. Kindermann and B. Trauzettel, Phys. Rev. Lett. **94**, 166803 (2005).
- [41] A. Komnik and A.O. Gogolin, Phys. Rev. Lett. **94**, 216601 (2005).
- [42] K. A. Matveev, Sov. Phys. JETP. **72**, 892 (1991).
- [43] P. Joyez, V. Bouchiat, D. Esteve, C. Urbina, and M. H. Devoret, Phys. Rev. Lett. **79**, 1349 (1997).
- [44] A. Thielmann, M. H. Hettler, J. König, and G. Schön, Phys. Rev. B **68**, 115105 (2003).
- [45] A. Thielmann, M. H. Hettler, J. König, and G. Schön, Phys. Rev. Lett. **95**, 146806 (2005).
- [46] Y. Utsumi, D. S. Golubev, and G. Schön, Phys. Rev. Lett. **96**, 086803 (2006).
- [47] H. J. Spencer and S. Doniach, Phys. Rev. Lett. **18**, 23 (1967)
- [48] P. Coleman, L. B. Ioffe, and A. M. Tsvelik, Phys. Rev. B **52**, 6611 (1995).
- [49] A. Shnirman and Yu. Makhlin, Phys. Rev. Lett. **91**, 207204 (2003).
- [50] K.-C. Chou, Z.-B. Su, B.-L. Hao, and L. Yu, Phys. Rep. **118**, 1 (1985).
- [51] A. Kamenev in *Nanophysics: Coherence and Transport*, (Les Houches, Volume Session LXXXI) eds. H. Bouchiat, Y. Gefen, S. Guéron, G. Montambaux, and J. Dalibard, NATO ASI (Elsevier, Amsterdam, 2005).
- [52] A. Kamenev in *Strongly Correlated Fermions and Bosons in Low-Dimensional Disordered Systems*, eds. I. V. Lerner *et al.*, NATO Science Ser. II, Vol. 72 (Kluwer, Dordrecht, 2002).
- [53] Y. Utsumi, H. Imamura, M. Hayashi, and H. Ebisawa, Phys. Rev. B **67**, 035317 (2003).
- [54] L. S. Levitov and M. Reznikov, Phys. Rev. B **70**, 115305 (2004).
- [55] *Electron-Electron Interaction In Disordered Systems*, edited by A. J. Efros and M. Pollak (Elsevier, Amsterdam, 1985).
- [56] P. A. Lee and T. V. Ramakrishnan, Rev. Mod. Phys. **57**, 287 (1985).
- [57] C. W. J. Beenakker and M. Büttiker, Phys. Rev. B **46**, 1889 (1992).
- [58] A. H. Steinbach, J. M. Martinis, and M. H. Devoret, Phys. Rev. Lett. **76**, 3806-3809 (1996).
- [59] D. B. Gutman and Y. Gefen, Phys. Rev. B **68**, 035302 (2003).
- [60] S. Pilgram, Phys. Rev. B **69**, 115315 (2004).
- [61] D. B. Gutman, A. D. Mirlin, and Y. Gefen, Phys. Rev. B **71**, 085118 (2005)
- [62] V. I. Kozub and A. M. Rudin, Phys. Rev. B **52**, 7853 (1995); K. E. Nagaev, Phys. Rev. B **52**, 4740 (1995).
- [63] B. L. Altshuler and A. G. Aronov, in *Electron-Electron Interaction In Disordered Systems*, edited by A.J. Efros and M. Pollak (Elsevier, Amsterdam, 1985).
- [64] I. L. Aleiner and Ya. M. Blanter, Phys. Rev. B **65**, 115317 (2002).
- [65] D. A. Bagrets, Phys. Rev. Lett. **93**, 236803 (2004).
- [66] A. Kamenev and A. Andreev, Phys. Rev. B **60**, 2218 (1999).
- [67] W. Belzig and Yu. V. Nazarov, Phys. Rev. Lett. **87**, 197006 (2001).
- [68] Yu. V. Nazarov, Ann. Phys. (Leipzig) **8**, SI-193 (1999).
- [69] G. B. Lesovik and L. S. Levitov, Phys. Rev. Lett., **72**, 538 (1994).
- [70] M. Kindermann, Yu. V. Nazarov, and C. W. J. Beenakker, Phys. Rev. Lett. **88**, 063601 (2002).