

Virial coefficients and osmotic pressure in polymer solutions in good-solvent conditions

Sergio Caracciolo, Bortolo Matteo Mognetti

Dipartimento di Fisica and INFN – Sezione di Milano I Università degli Studi di Milano

Via Celoria 16, I-20133 Milano, Italy

e-mail: Sergio.Caracciolo@sns.it, Bortolo.Mognetti@mi.infn.it

Andrea Pelissetto

Dipartimento di Fisica and INFN – Sezione di Roma I

Università degli Studi di Roma “La Sapienza”

P.le A. Moro 2, I-00185 Roma, Italy

e-mail: Andrea.Pelissetto@roma1.infn.it

Abstract

We determine the second, third, and fourth virial coefficients appearing in the density expansion of the osmotic pressure Π of a monodisperse polymer solution in good-solvent conditions. Using the expected large-concentration behavior, we extrapolate the low-density expansion outside the dilute regime, obtaining the osmotic pressure for any concentration in the semidilute region. Comparison with field-theoretical predictions and experimental data shows that the obtained expression is quite accurate. The error is approximately 1-2% below the overlap concentration and rises at most to 5-10% in the limit of very large polymer concentrations.

PACS: 61.25.Hq, 82.35.Lr

I. INTRODUCTION

For sufficiently high molecular weights, dilute and semidilute polymer solutions under good-solvent conditions exhibit a universal scaling behavior.¹⁻⁴ For instance, the radius of gyration R_g , which gives the average size of the polymer, scales as N^ν , where N is the degree of polymerization and ν a universal exponent, $\nu \approx 0.5876$ (Ref. 5). The osmotic pressure Π is one of the most easily accessible quantities in polymer physics. When N is large, it obeys a general scaling law²⁻⁴ (here and in the following we only consider monodisperse solutions)

$$Z \equiv \frac{M\Pi}{RT\rho} = \frac{\Pi}{k_B T c} = f(cR_g^3), \quad (1.1)$$

where c is the polymer number density, ρ the ponderal concentration, M the molar mass of the polymer, and T the absolute temperature. The function $f(x)$ is universal, so that the determination of Z in a specific model allows one to predict Π for any polymer solution. In the dilute limit the compressibility factor Z can be expanded in powers of c obtaining⁶

$$Z = 1 + \sum_{n=1} B_{n+1} c^n, \quad (1.2)$$

where the coefficients B_n are known as virial coefficients. Knowledge of B_n allows one to compute Π in the dilute regime in which $cR_g^3 \ll 1$. The coefficients B_n depend on the polymer solution. Eq. (1.2) can be rewritten as

$$Z = 1 + \sum_{n=1} A_{n+1} (cR_g^3)^n \quad A_{n+1} \equiv B_{n+1} R_g^{-3n}, \quad (1.3)$$

where R_g is the zero-density radius of gyration of the polymer. The general scaling law (1.1) implies that for $N \rightarrow \infty$ the coefficients A_{n+1} approach universal constants A_{n+1}^* that are independent of chemical details. The value of A_2^* has been the object of many theoretical studies (sometimes, the interpenetration radius $\Psi \equiv 2(4\pi)^{-3/2} A_2$ is quoted instead of A_2). The most precise estimates have been obtained by means of Monte Carlo (MC) simulations: $A_2^* = 5.494 \pm 0.005$ (Ref. 7), $A_2^* = 5.504 \pm 0.007$ (Ref. 8), $A_2^* = 5.490 \pm 0.027$ (Ref. 9). Eq. (1.1) is only valid for high molecular weights. Since in many cases N is not very large, it

is important to consider also the leading correction to this expression. As predicted by the renormalization group and extensively verified numerically, for N large but finite we have

$$Z \approx f(cR_g^3) + \frac{a_2}{N^\Delta} g(cR_g^3), \quad A_{n+1} \equiv \frac{B_{n+1}}{R_g^{3n}} \approx A_{n+1}^* + \frac{a_2 b_{n+1}}{N^\Delta}, \quad (1.4)$$

where $b_2 = 1$, Δ is a universal exponent whose best estimate is¹⁰ $\Delta = 0.515 \pm 0.007_{-0.000}^{+0.010}$, and, of course, $g(x) = 1 + \sum b_{n+1} x^n$. The function $g(x)$ as well as the constants b_n are universal. All chemical details as well as polymer properties—for instance, the temperature—are encoded in a single constant a_2 that varies from one polymer solution to the other. In this paper we extend the previous calculations to the third and fourth virial coefficient, computing A_3^* , A_4^* , and b_3 . For this purpose we perform an extensive MC simulation of the lattice Domb-Joyce model,¹¹ considering walks of length varying between 100 and 8000 and three different penalties for the self-intersections.

Knowledge of the first virial coefficients and of the leading scaling corrections allows us to obtain a precise prediction for the osmotic pressure in the dilute regime (the expression is apparently accurate up to $B_2 c \approx 1$), even for relatively small values of the degree of polymerization. Finite-length effects are taken into account by properly tuning a single nonuniversal parameter. Once the virial expansion is known, we can try to resum it to obtain an interpolation formula that is valid in the semidilute regime. We will show that a simple expression that takes into account the large-density behavior of Z provides a good approximation to Z , even outside the dilute regime.

The paper is organized as follows. In Sec. II we derive the virial expansion for a polymer solution. In Sec. III we define the model, while in Sec. IV we compute the universal constants defined above that are associated with the virial coefficients. In Sec. V we present our conclusions and, in particular, give an interpolation formula for Z that is also valid in the semidilute regime. Some technical details are presented in the Appendix.

II. VIRIAL EXPANSION

We wish now to derive the virial expansion for a polymer solution. Such an expansion is easily derived in the grand-canonical ensemble.¹² For this purpose, we first define the configurational partition function Q_L of L polymers in a volume V :

$$Q_L = \int d\mu \exp \left(-\beta \sum_{i < j} V_{ij}^{\text{inter}} \right) \quad (2.1)$$

$$d\mu = \left[\prod_{i\alpha} d^3 \mathbf{r}_{\alpha i} \right] \exp \left(-\beta \sum_i V_i^{\text{intra}} \right), \quad (2.2)$$

where V_{ij}^{inter} is the sum of all terms of the Hamiltonian that correspond to interactions of monomers belonging to two different polymers i and j , V_i^{intra} is the contribution due to interactions of monomers belonging to the same polymer i , and $\mathbf{r}_{\alpha i}$ is the position of monomer α belonging to polymer i . Then, we set

$$\Xi = \sum_L \frac{z^L}{L!} Q_L. \quad (2.3)$$

The virial expansion is obtained by performing an expansion in powers of z . We introduce the Mayer function

$$f_{ij} \equiv \exp(-\beta V_{ij}^{\text{inter}}) - 1 \quad (2.4)$$

and define the following integrals:

$$I_2 \equiv \int d^3 \mathbf{r}_{12} \langle f_{12} \rangle_{\mathbf{0}, \mathbf{r}_{12}} \quad (2.5)$$

$$I_3 \equiv \int d^3 \mathbf{r}_{12} d^3 \mathbf{r}_{13} \langle f_{12} f_{13} f_{23} \rangle_{\mathbf{0}, \mathbf{r}_{12}, \mathbf{r}_{13}} \quad (2.6)$$

$$I_4 \equiv \int d^3 \mathbf{r}_{12} d^3 \mathbf{r}_{13} d^3 \mathbf{r}_{14} \langle f_{12} f_{23} f_{34} f_{14} (3 + 6f_{13} + f_{13} f_{24}) \rangle_{\mathbf{0}, \mathbf{r}_{12}, \mathbf{r}_{13}, \mathbf{r}_{14}} \quad (2.7)$$

$$T_1 \equiv \int d^3 \mathbf{r}_{12} d^3 \mathbf{r}_{13} \langle f_{12} f_{13} \rangle_{\mathbf{0}, \mathbf{r}_{12}, \mathbf{r}_{13}} - \left[\int d^3 \mathbf{r}_{12} \langle f_{12} \rangle_{\mathbf{0}, \mathbf{r}_{12}} \right]^2 \quad (2.8)$$

$$T_2 \equiv \int d^3 \mathbf{r}_{12} d^3 \mathbf{r}_{13} d^3 \mathbf{r}_{14} \langle f_{12} f_{13} f_{14} \rangle_{\mathbf{0}, \mathbf{r}_{12}, \mathbf{r}_{13}, \mathbf{r}_{14}} - \left[\int d^3 \mathbf{r}_{12} \langle f_{12} \rangle_{\mathbf{0}, \mathbf{r}_{12}} \right]^3 \quad (2.9)$$

$$T_3 \equiv \int d^3 \mathbf{r}_{12} d^3 \mathbf{r}_{13} d^3 \mathbf{r}_{14} \langle f_{12} f_{23} f_{34} \rangle_{\mathbf{0}, \mathbf{r}_{12}, \mathbf{r}_{13}, \mathbf{r}_{14}} - \left[\int d^3 \mathbf{r}_{12} \langle f_{12} \rangle_{\mathbf{0}, \mathbf{r}_{12}} \right]^3 \quad (2.10)$$

$$T_4 \equiv \int d^3\mathbf{r}_{12}d^3\mathbf{r}_{13}d^3\mathbf{r}_{14} \langle f_{12}f_{23}f_{13}f_{34} \rangle_{\mathbf{0},\mathbf{r}_{12},\mathbf{r}_{13},\mathbf{r}_{14}} - \left[\int d^3\mathbf{r}_{12} \langle f_{12} \rangle_{\mathbf{0},\mathbf{r}_{12}} \right] \left[\int d^3\mathbf{r}_{12}d^3\mathbf{r}_{13} \langle f_{12}f_{13}f_{23} \rangle_{\mathbf{0},\mathbf{r}_{12},\mathbf{r}_{13}} \right]. \quad (2.11)$$

Here $\langle \cdot \rangle_{\mathbf{0},\mathbf{r}}$ indicates an average over two independent polymers such that the first one starts at the origin and the second starts in \mathbf{r} . Analogously $\langle \cdot \rangle_{\mathbf{0},\mathbf{r}_2,\mathbf{r}_3}$ and $\langle \cdot \rangle_{\mathbf{0},\mathbf{r}_2,\mathbf{r}_3,\mathbf{r}_4}$ refer to averages over three and four polymers respectively, the first one starting in the origin, the second in \mathbf{r}_2 , etc.

Then, a simple calculation gives

$$\beta\Pi = \frac{1}{V} \ln \Xi = z + \frac{z^2}{2}I_2 + \frac{z^3}{6}(I_3 + 3T_1 + 3I_2^2) + \frac{z^4}{24}(I_4 + 4T_2 + 12T_3 + 12T_4 + 16I_2^3 + 12I_2I_3) + O(z^5). \quad (2.12)$$

The density is obtained by using

$$c = z \frac{\partial \beta\Pi}{\partial z}. \quad (2.13)$$

The previous equation can be inverted to obtain z in powers of c . Substituting in Eq. (2.12), we obtain expansion (1.2) with

$$B_2 = -\frac{1}{2}I_2, \quad (2.14)$$

$$B_3 = -\frac{1}{3}I_3 - T_1, \quad (2.15)$$

$$B_4 = -\frac{1}{8}I_4 - \frac{1}{2}T_2 - \frac{3}{2}T_3 - \frac{3}{2}T_4 + \frac{9}{2}I_2T_1. \quad (2.16)$$

Note that there are additional contributions to B_3 and B_4 which are missing in simple fluids.¹² Indeed, for a monoatomic fluid $T_n = 0$. These terms are instead present in the polymer virial expansion.

In the following we shall consider a lattice model for polymers. In this case, the previous expressions must be trivially modified, replacing each integral with the corresponding sum over all lattice points.

III. MODEL AND OBSERVABLES

Since we are interested in computing the universal quantities A_n^* and b_n , we can use any model that captures the basic polymer properties. For computational convenience we consider a lattice model. A polymer of length N is modelled by a random walk $\{\mathbf{r}_0, \mathbf{r}_1, \dots, \mathbf{r}_N\}$ with $|\mathbf{r}_\alpha - \mathbf{r}_{\alpha+1}| = 1$ on a cubic lattice. To each walk we associate a Boltzmann factor

$$e^{-\beta H} = e^{-w\sigma}, \quad \sigma = \sum_{0 \leq \alpha < \beta \leq N} \delta_{\mathbf{r}_\alpha, \mathbf{r}_\beta}, \quad (3.1)$$

with $w \geq 0$. The factor σ counts how many self-intersections are present in the walk. This model is similar to the standard self-avoiding walk (SAW) model in which polymers are modelled by random walks in which self-intersections are forbidden. The SAW model is obtained for $w = +\infty$. For finite positive w self-intersections are possible although energetically penalized. For any positive w , this model—hereafter we will refer to it as Domb-Joyce (DJ) model—has the same scaling limit of the SAW model¹¹ and thus allows us to compute the universal scaling functions that are relevant for polymer solutions. The DJ model has been extensively studied numerically in Ref. 10. There, it was also shown that there is a particular value of w , $e^{-w^*} \approx 0.603$ (i.e., $w^* \approx 0.505838$), for which corrections to scaling with exponent Δ vanish: the nonuniversal constant a_2 is zero for $w = w^*$. Thus, simulations at $w = w^*$ are particularly convenient since the scaling limit can be observed for smaller values of N .

In the simulations we measure the virial coefficients using Eqs. (2.14), (2.15), and (2.16). In this model the Mayer function is simply

$$f_{ij} = e^{-\beta V_{ij}^{\text{inter}}} - 1 = e^{-w\sigma_{ij}} - 1 \quad (3.2)$$

$$\sigma_{ij} = \sum_{\alpha\beta} \delta_{\mathbf{r}_{\alpha i}, \mathbf{r}_{\beta j}}. \quad (3.3)$$

Here $\mathbf{r}_{\alpha i}$ is the position of monomer α of polymer i . The DJ model can be efficiently simulated by using the pivot algorithm.^{13–16} For the SAW an efficient implementation is discussed in Ref. 17. The extension to the DJ model is straightforward, the changes in energy being

taken into account by means of a Metropolis test. Such a step should be included carefully in order not to lose the good scaling behavior of the CPU time per attempted move. We use here the implementation discussed in Ref. 18. The virial coefficients have been computed by using a simple generalization of the hit-or-miss algorithm discussed in Ref. 8. Some details are reported in the Appendix.

IV. MONTE CARLO DETERMINATION OF THE VIRIAL COEFFICIENTS

We perform three sets of simulations at $w = 0.375$, 0.505838 , 0.775 , using walks with $100 \leq N \leq 8000$. Results are reported in Tables I, II, and III. As expected, the results for $w = 0.505838$ are the least dependent on N , confirming that for this value of w scaling corrections are very small. On the other hand, for $w = 0.375$ and $w = 0.775$ scaling corrections are sizable.

The numerical data are analyzed as discussed in Ref. 7. We assume that A_n has an expansion of the form

$$A_n(N, w) \approx A_n^* + \frac{a_n(w)}{N^\Delta} + \frac{c_n(w)}{N^{\Delta_{2,\text{eff}}}}. \quad (4.1)$$

For Δ we use the best available estimate: $\Delta = 0.515 \pm 0.007_{-0.000}^{+0.010}$ (Ref. 10). The term $1/N^{\Delta_{2,\text{eff}}}$ should take into account analytic corrections behaving as $1/N$, and nonanalytic ones of the form $N^{-2\Delta}$, $N^{-\Delta_2}$ (Δ_2 is the next-to-leading correction-to-scaling exponent). As discussed in Ref. 7, one can lump all these terms into a single one with exponent $\Delta_{2,\text{eff}} = 1.0 \pm 0.1$. In order to estimate A_2 we also use the results that appear in Table 1 of Ref. 7 that refer to MC simulations of interacting SAWs.¹⁹ A combined fit of the results for A_2 (with $1 + 5 \times 2 = 11$ free parameters) gives

$$\begin{aligned} A_2^* &= 5.4986 \pm 0.0010 \pm 0.0002 & N_{\min} &= 250, \\ A_2^* &= 5.4997 \pm 0.0017 \pm 0.0002 & N_{\min} &= 500, \\ A_2^* &= 5.5013 \pm 0.0030 \pm 0.0003 & N_{\min} &= 1000. \end{aligned} \quad (4.2)$$

In each fit we have considered only the data with $N \geq N_{\min}$. We do not show results for $N_{\min} = 100$ since in this case the fit has a somewhat large χ^2 . We report two error bars. The first one is the statistical error while the second gives the variation of the estimate as Δ and $\Delta_{2,\text{eff}}$ vary within one error bar. The results show a small upward trend which is in any case of the order of the statistical errors. As our final estimate we quote

$$A_2^* = 5.500 \pm 0.003. \quad (4.3)$$

Note that in the polymer literature one often considers the interpenetration ratio $\Psi \equiv 2(4\pi)^{-3/2}A_2$ instead of A_2 . We have

$$\Psi^* = 2(4\pi)^{-3/2}A_2^* = 0.24693 \pm 0.00013. \quad (4.4)$$

The same analysis—but in this case we only rely on the DJ results—can be repeated for A_3 . Estimates of A_3 are reported in Table II. The contribution proportional to I_3 appearing in Eq. (2.15)—the only one present in simple fluids—accounts for most of the result since the contribution proportional to T_1 is small, $T_1 R_g^{-6} \approx 0.84$ in the scaling limit. Still in a high-precision calculation, T_1 cannot be neglected, giving a 9% correction. A fit of the results to Eq. (4.1) gives

$$\begin{aligned} A_3^* &= 9.788 \pm 0.005 \pm 0.002 & N_{\min} &= 100, \\ A_3^* &= 9.786 \pm 0.008 \pm 0.001 & N_{\min} &= 250, \\ A_3^* &= 9.798 \pm 0.013 \pm 0.001 & N_{\min} &= 500, \\ A_3^* &= 9.813 \pm 0.015 \pm 0.001 & N_{\min} &= 1000, \end{aligned} \quad (4.5)$$

where, as before, the first error is the statistical one while the second is related to the error on Δ and Δ_{eff} . As final estimate we quote

$$A_3^* = 9.80 \pm 0.02. \quad (4.6)$$

In the theoretical literature, several estimates have been reported for the large- N value of $A_{3,22} \equiv B_3/B_2^2$ (this quantity is often called g), which is universal and independent of the radius of gyration. Using Eqs. (4.3) and (4.6) we obtain

$$A_{3,22}^* = A_3^*/(A_2^*)^2 = 0.3240 \pm 0.0007. \quad (4.7)$$

Finally, we consider A_4 . In this case statistical errors are quite large. This is due to significant cancellations among the different terms appearing in Eq. (2.16). Moreover, while in A_3 the term T_1 was providing only a small correction, here inclusion of the terms proportional to T_i is crucial to obtain the correct result. They are not small: in the scaling limit we have $T_2 R_g^{-9} \approx 28$, $T_3 R_g^{-9} \approx 18$, $T_4 R_g^{-9} \approx 1.5$, $T_1 I_2 R_g^{-9} \approx -9$. Fits to Eq. (4.1) give

$$\begin{aligned} A_4^* &= -9.2 \pm 0.5 & N_{\min} &= 100, \\ A_4^* &= -9.3 \pm 0.7 & N_{\min} &= 250, \\ A_4^* &= -9.6 \pm 1.3 & N_{\min} &= 500. \end{aligned} \quad (4.8)$$

The systematic error is negligible in this case. In order to improve the result we have repeated the analysis taking into account that $a_4(w) = b_4 a_2(w)$, with b_4 independent of w . If we analyze together the data for A_2 and A_4 taking as free parameters A_2^* , A_4^* , b_4 , $a_2(w_i)$, $c_2(w_i)$, and $c_4(w_i)$, the nonlinear fit gives:

$$\begin{aligned} A_4^* &= -8.89 \pm 0.29 & N_{\min} &= 250, \\ A_4^* &= -9.00 \pm 0.36 & N_{\min} &= 500. \end{aligned} \quad (4.9)$$

Correspondingly, we obtain $b_4 = -9 \pm 7$ and $b_4 = -2 \pm 11$. Comparing all results we obtain

$$A_4^* = -9.0 \pm 0.5. \quad (4.10)$$

Our result for A_2^* is in good agreement with previous MC estimates: $A_2^* = 5.494 \pm 0.005$ (Ref. 7), $A_2^* = 5.504 \pm 0.007$ (Ref. 8), $A_2^* = 5.490 \pm 0.027$ (Ref. 9). Direct MC calculations¹⁹ of A_3^* provided only the order of magnitude since they did not consider the contribution proportional to T_1 . Ref. 20 quotes an estimate of $A_{3,22}$, $A_{3,22} \approx 0.40$ - 0.45 . This value is somewhat higher than what we obtain here, but it must be noted that very short walks were considered ($N \leq 50$). Thus, those results are probably affected by strong scaling corrections. Overall, our estimate of $A_{3,22}$ is in agreement with the field-theory estimates^{21,22,4} that vary

between 0.28 and 0.43. A field-theory estimate of A_4^* can be obtained from the expressions²³ presented in Sec. 17.3.2 of Ref. 4. The result, $A_4^* \approx -30$, is somewhat too large, but it at least agrees in sign with ours.

The fits reported above give also the coefficients $a_n(w) \equiv a_2(w)b_n$. In Ref. 10 it was claimed that $a_2(w) \approx 0$ for $w = 0.505838$. We can verify here this result. More importantly, we can test the renormalization-group prediction $a_n(w) = a_2(w)b_n$, by verifying that not only does $a_2(w)$ approximately vanish, but that the same property holds for the coefficient $a_3(w)$ [we are not precise enough to estimate reliably $a_4(w)$]. From the fits we obtain for $w = 0.505838$:

$$\frac{a_2(w)}{A_2^*} = 0.08 \pm 0.02, \quad (4.11)$$

$$\frac{a_3(w)}{A_3^*} = 0.2 \pm 0.1. \quad (4.12)$$

These results are not fully consistent with those of Ref. 10. Indeed, we find that, for $w = 0.505838$, $a_n(w)$ is not zero within error bars. Still, $w = 0.505838$ is very close to the optimal value w^* for which $a_2(w^*) = 0$. Indeed, for $w = 0.505838$ corrections are a factor-of-10 smaller than those occurring for $w = 0.375$ and $w = 0.775$ and a factor-of-20 smaller than those occurring in SAWs with $\beta = 0$ and $\beta = 0.1$, the values used in Ref. 7. Our best estimate for w^* is $w^* = 0.48 \pm 0.02$. We have also recomputed the optimal p introduced in Ref. 7, which gives the optimal combination of SAW data corresponding to $\beta = 0$ and $\beta = 0.1$. We obtain $p_{\text{opt}} = 0.52 \pm 0.07$.

Finally, we compute the universal scaling-correction coefficient b_3 . We use the same method as described in Ref. 7. We define

$$R_n(N) \equiv \frac{A_n(N, w_1) - A_n(N, w_2)}{A_2(N, w_1) - A_2(N, w_2)}, \quad (4.13)$$

which should scale asymptotically as⁷

$$R_n(N) = b_n + \frac{d_n(w_1, w_2)}{N^{\Delta_{\text{eff}}}}, \quad (4.14)$$

with $\Delta_{\text{eff}} = 0.5 \pm 0.1$. We use the three possible choices of w_1 and w_2 , verifying the universality of the large- N behavior of $R_3(N)$. In Fig. 1 we report $R_3(N)$ for the different cases. It is

clear that asymptotically all quantities converge to the same value, as predicted by the renormalization group. A fit of the data gives

$$b_3 = 4.75 \pm 0.30, \quad (4.15)$$

where the error includes the statistical error and the systematic error due to the uncertainty on Δ_{eff} . In principle the same analysis can be applied to A_4 , but here errors are so large that no reliable estimate can be obtained.

V. OSMOTIC PRESSURE

The results of the previous Section allow us to determine the osmotic pressure in the dilute regime. Indeed, neglecting terms of order c^4 we can write

$$Z = \frac{\beta\Pi}{c} \approx 1 + 1.313\Phi_p + 0.559\Phi_p^2 - 0.122\Phi_p^3 + k_\Phi(\Phi_p + 1.13\Phi_p^2 + b_{4,\Phi}\Phi_p^3), \quad (5.1)$$

where we have introduced the polymer packing fraction

$$\Phi_p \equiv \frac{4\pi R_g^3}{3}c = \frac{4\pi R_g^3}{3} \frac{N_A}{M} \rho, \quad (5.2)$$

R_g^2 is the zero-density radius of gyration, N_A the Avogadro number, M the molar mass of the polymer, c and ρ the number density and the ponderal concentration respectively. Equivalently, we can write

$$Z \approx 1 + X + 0.324X^2 - 0.054X^3 + k_X(X^2 + b_{4,X}X^3), \quad (5.3)$$

where $X \equiv B_2c$, thereby avoiding any reference to the radius of gyration. The constants $b_{4,\Phi}$ and $b_{4,X}$ depend on b_4 for which we have only a rough estimate. If we trust the result $b_4 = -2 \pm 11$ obtained in Sec. IV, we have $b_{4,\Phi} = -0.1 \pm 0.6$ and $b_{4,X} = 0.4 \pm 1.7$. The parameters $k_\Phi = 3a_2/(4\pi N^\Delta)$ and $k_X \approx 0.0392a_2/N^\Delta$ are nonuniversal and depend on the degree of polymerization.

In Fig. 2 we plot Eq. (5.1) for $k_\Phi = 0$ (scaling limit). It is evident that Z is linear in Φ_p only for very small values of Φ_p , say $\Phi_p \lesssim 0.2$. For larger values of Φ_p inclusion of the higher-order terms is crucial. Note that approximations (A3) and (A4) in Fig. 2 give very close

predictions for Z , indicating that in the region $\Phi_p \lesssim 1$ the virial expansion gives reasonably accurate results, with errors of the order of a few percent. Eqs. (5.1) and (5.3) depend on a single nonuniversal parameter that allows us to take into account the leading corrections to scaling due to the finite degree of polymerization. In practice, k_Φ and k_X can be determined by requiring the measured value of Z at a given value of Φ_p or X to agree with expression (5.1) or (5.3). Then, all parameters are fixed and Eqs. (5.1) and (5.3) predict Z in the whole dilute regime $\Phi_p \lesssim 1$, $X \lesssim 1$.

To extend Eq. (5.1) or Eq. (5.3) into the semidilute regime, we must modify them to take into account the asymptotic behavior in the scaling limit²

$$Z \sim \Phi_p^{1/(3\nu-1)} \sim \Phi_p^{1.311} \sim X^{1.311} . \quad (5.4)$$

Moreover, a proper resummation is necessary. Since the expansion of $Z^{3\nu-1} = Z^{0.763}$ is alternating in sign, we will resum this quantity by using a Padé approximant that behaves as Φ_p for large concentrations. We write therefore (for $k_\Phi = 0$)

$$Z \approx \left(\frac{1 + 1.5260\Phi_p + 0.7954\Phi_p^2}{1 + 0.5245\Phi_p} \right)^{1.311} . \quad (5.5)$$

The numerical coefficients have been obtained by requiring this expression for Z to reproduce Eq. (5.1) to order Φ_p^3 . An analogous expression in terms of X can be obtained by using $X \approx 1.313\Phi_p$ in the scaling limit.

Eq. (5.5) is of course very accurate in the dilute regime since it reproduces exactly the virial expansion (5.1) (see Fig. 2). We must now assess the error for larger values of Φ_p . We first compare with the renormalization-group predictions of Ref. 24. They give a simple parametrization of their one-loop ϵ -expansion results for the compressibility $K \equiv (M/RT)\partial\Pi/\partial\rho = \partial\beta\Pi/\partial c$, which can be measured directly in scattering experiments (Eqs. 6 and 7 of Ref. 24 with $p = 0.32$ and $q = 0.42$). In Fig. 3 we plot (“theor”) the quantity $K_{\text{theor}}/K_{\text{interp}} - 1$, where K_{theor} is the prediction of Ref. 24 and K_{interp} the expression derived from Eq. (5.5). The two predictions are close and, for $X \rightarrow \infty$, the difference is approximately 5%. We can also compare with the field-theory results of Refs. 21, 4. For $\Phi_p \rightarrow \infty$, they

predict $Z \approx 1.51\Phi_p^{1.31}$ (Ref. 21) and $Z \approx 1.99\Phi_p^{1.309}$ (Ref. 4, Sect. 17.4.1), to be compared with $Z \approx 1.73\Phi_p^{1.311}$ obtained by using Eq. (5.5). An interpolation formula²⁵ for Z is also given in Ref. 4. It is in full agreement with ours up to $\Phi_p \approx 3$ (differences are less than 1%). Then, the discrepancy increases, rising to 5% for $\Phi_p \approx 10$. These comparisons indicate that Eq. (5.5) gives a pressure that is slightly different (5-10% at most) from the field-theory predictions. These differences should not be taken seriously, since one-loop field-theory estimates have at most a 10-20% precision, as is clear from the results for $A_{3,22}$. We can also compare with the numerical results of Ref. 26. Expression (5.5) describes them reasonably well (differences less than 10%).

We now compare our prediction with experiments. Ref. 27 quotes $Z \approx 1.50\Phi_p^{1.32}$ for $\Phi_p \rightarrow \infty$, that apparently indicates that we are slightly overestimating the pressure. Note however that the same data give $Z \approx 1 + 1.12\Phi_p$ for $\Phi_p \rightarrow 0$ [compare with Eq. (5.1)], indicating that there are large scaling and/or polydispersity corrections. Opposite conclusions are reached by comparing with compressibility results for polystyrene. Ref. 24 gives an empirical expression for the compressibility K that fits well several sets of data for polystyrene (Eqs. 6 and 7 of Ref. 24 with $p = 0.39$ and $q = 0.46$). In Fig. 4 we report the experimental results together with the prediction obtained by using Eq. (5.5) (this figure is analogous to Fig. 1 of Ref. 24). Our expression follows quite closely the experimental data, though the experimental compressibility is larger than our prediction, as can be better seen in Fig. 3 where we report (“expt”) $K_{\text{expt}}/K_{\text{interp}} - 1$. Again, this discrepancy should not be taken too seriously, since the experimental data do not satisfy the correct asymptotic behavior: they give $Z \sim X^{1.39} \sim \Phi_p^{1.39}$, to be compared with the theoretical prediction (5.4). Thus, the discrepancy we observe could well be explained by scaling corrections and polydispersity effects.

Eq. (5.1) applies of course only to situations in which the solution is in the good-solvent regime. Close to the θ point, corrections are particularly strong and cannot be parametrized by a single coefficient k_Φ . In this case, one can use the strategy proposed in Ref. 7. Work in

this direction is in progress.

The authors thank Tom Kennedy for providing his efficient simulation code for lattice self-avoiding walks.

APPENDIX A: DETERMINATION OF THE VIRIAL COEFFICIENTS

In order to evaluate the n -th order virial coefficient B_n we need to perform a summation over $\mathbb{Z}^{3(n-1)}$. For this purpose we use the hit-or-miss algorithm discussed in Ref. 8 for B_2 . The algorithm can be trivially generalized to higher-order virial coefficients. We consider a walk W , with monomers $\mathbf{r}_0, \dots, \mathbf{r}_N$, starting at the origin ($\mathbf{r}_0 = \mathbf{0}$), and define $\alpha_j^+(W)$ and $\alpha_j^-(W)$ as the maximum and minimum value of the j -th coordinate among the points of the walk. Then, given two walks W_1 and W_2 we define

$$\begin{aligned} S_{12} &\equiv [m_{1,12}, M_{1,12}] \times [m_{2,12}, M_{2,12}] \times [m_{3,12}, M_{3,12}] \\ &= [\alpha_1^-(W_1) - \alpha_1^+(W_2), \alpha_1^+(W_1) - \alpha_1^-(W_2)] \times [\alpha_2^-(W_1) - \alpha_2^+(W_2), \alpha_2^+(W_1) - \alpha_2^-(W_2)] \\ &\quad \times [\alpha_3^-(W_1) - \alpha_3^+(W_2), \alpha_3^+(W_1) - \alpha_3^-(W_2)] , \end{aligned} \tag{A1}$$

and, given three walks W_1 , W_2 , and W_3 , we define

$$\begin{aligned} S_{12,3} &\equiv [m_{1,13} + m_{1,32}, M_{1,13} + M_{1,32}] \times [m_{2,13} + m_{2,32}, M_{2,13} + M_{2,32}] \\ &\quad \times [m_{3,13} + m_{3,32}, M_{3,13} + M_{3,32}] . \end{aligned} \tag{A2}$$

It is easy to understand the rationale behind these definitions. If walk W_1 starts in the origin and walk W_2 is translated and starts in a lattice point that does not belong to S_{12} , then W_1 and the translated W_2 do not intersect each other, so that the corresponding Mayer function f_{12} vanishes. Analogously, if walk W_1 starts in the origin and walk W_2 is translated and starts in a lattice point that does not belong to $S_{12,3}$ there is no translation of W_3 such that the translated W_3 intersects both W_1 and W_2 . This guarantees that in the calculation of the

virial coefficient the product $f_{13}f_{23}$ always vanishes. With these definitions the sums that need to be computed for I_2 , I_3 , and I_4 can be written as

$$\begin{aligned}
I_2 &: \sum_{\mathbf{r}_{12} \in S_{12}} f_{12}(\mathbf{0}, \mathbf{r}_{12}), \\
I_3 &: \sum_{\mathbf{r}_{12} \in S_{12}} \sum_{\mathbf{r}_{13} \in S_{13}} f_{12}(\mathbf{0}, \mathbf{r}_{12}) f_{13}(\mathbf{0}, \mathbf{r}_{13}) f_{23}(\mathbf{r}_{12}, \mathbf{r}_{13}), \\
I_4 &: \sum_{\mathbf{r}_{12} \in D_{12}} \sum_{\mathbf{r}_{13} \in D_{13}} \sum_{\mathbf{r}_{14} \in D_{14}} \\
&\quad [f_{12}(\mathbf{0}, \mathbf{r}_{12}) f_{23}(\mathbf{r}_{12}, \mathbf{r}_{13}) f_{34}(\mathbf{r}_{13}, \mathbf{r}_{14}) f_{14}(\mathbf{0}, \mathbf{r}_{14}) (1 + f_{13}(\mathbf{0}, \mathbf{r}_{13}) + f_{24}(\mathbf{r}_{12}, \mathbf{r}_{14})) \\
&\quad + f_{13}(\mathbf{0}, \mathbf{r}_{13}) f_{14}(\mathbf{0}, \mathbf{r}_{14}) f_{23}(\mathbf{r}_{12}, \mathbf{r}_{13}) f_{24}(\mathbf{r}_{12}, \mathbf{r}_{14}) (1 + f_{12}(\mathbf{0}, \mathbf{r}_{12}) + f_{34}(\mathbf{r}_{13}, \mathbf{r}_{14})) \\
&\quad + f_{12}(\mathbf{0}, \mathbf{r}_{12}) f_{13}(\mathbf{0}, \mathbf{r}_{13}) f_{24}(\mathbf{r}_{12}, \mathbf{r}_{14}) f_{34}(\mathbf{r}_{13}, \mathbf{r}_{14}) (1 + f_{14}(\mathbf{0}, \mathbf{r}_{14}) + f_{23}(\mathbf{r}_{12}, \mathbf{r}_{13})) \\
&\quad + f_{12}(\mathbf{0}, \mathbf{r}_{12}) f_{13}(\mathbf{0}, \mathbf{r}_{13}) f_{14}(\mathbf{0}, \mathbf{r}_{14}) f_{23}(\mathbf{r}_{12}, \mathbf{r}_{13}) f_{24}(\mathbf{r}_{12}, \mathbf{r}_{14}) f_{34}(\mathbf{r}_{13}, \mathbf{r}_{14})], \tag{A3}
\end{aligned}$$

with

$$\begin{aligned}
D_{12} &= S_{12,3} \cap S_{12,4}, \\
D_{13} &= S_{13,2} \cap S_{13,4}, \\
D_{14} &= S_{14,2} \cap S_{14,3}. \tag{A4}
\end{aligned}$$

Here $f_{ij}(\mathbf{r}, \mathbf{s})$ is the Mayer function computed for walk i starting in \mathbf{r} and walk j starting in \mathbf{s} .

Eq. (A3) shows that the computation of the virial coefficients requires the calculation of finite sums. They can be determined by a simple hit-or-miss procedure that provides an unbiased estimate. For instance, in order to compute the contribution to I_2 we extract randomly ℓ vectors $\mathbf{r}_{12}^{(a)} \in S_{12}$ ($a = 1, \dots, \ell$), and compute

$$\begin{aligned}
&\frac{V(S_{12})}{\ell} \sum_{a=1}^{\ell} f_{12}(\mathbf{0}, \mathbf{r}_{12}^{(a)}), \\
V(S_{12}) &= (M_{1,12} - m_{1,12} + 1)(M_{2,12} - m_{2,12} + 1)(M_{3,12} - m_{3,12} + 1). \tag{A5}
\end{aligned}$$

These considerations easily generalize to higher-order coefficients.

The other contributions T_1 , T_2 , T_3 , and T_4 do not require any additional work, since

they factorize in products of independent sums. For instance, to determine T_1 we need to compute

$$\sum_{\mathbf{r}_{12}, \mathbf{r}_{13}} f_{12}(\mathbf{0}, \mathbf{r}_{12}) f_{13}(\mathbf{0}, \mathbf{r}_{13}) = \left[\sum_{\mathbf{r}_{12} \in S_{12}} f_{12}(\mathbf{0}, \mathbf{r}_{12}) \right] \left[\sum_{\mathbf{r}_{13} \in S_{13}} f_{13}(\mathbf{0}, \mathbf{r}_{13}) \right] \quad (\text{A6})$$

The two sums are independent and can be evaluated separately as we did for the contribution to I_2 .

In the calculation of the n -th virial coefficient with the hit-or-miss method we need to choose a point in a $3(n-1)$ -dimensional lattice parallelepiped. This is done by using $3(n-1)$ random numbers. For the fourth virial coefficient, 9 random numbers are needed to compute each contribution. If the random number generator one is using has nonnegligible short-range correlations (this is the case of congruential generators, see Ref. 28), the results may be incorrect. Therefore, we took particular care in the choice of the random number generator. We considered four different random number generators: a congruential generator with prime modulus

$$y_n = \text{mod}(16807y_{n-1}, 2^{31} - 1);$$

a 48-bit congruential generator

$$z_n = \text{mod}(31167285z_{n-1} + 1, 2^{48});$$

a 32-bit shift-register generator with very long period

$$t_n = t_{n-1029} \text{ XOR } t_{n-2281},$$

where **XOR** is the exclusive-or bitwise operation; the 32-bit Parisi-Rapuano generator²⁹

$$x_n = \text{mod}(x_{n-24} + x_{n-55}, 2^{32}) \quad r_n = x_n \text{ XOR } x_{n-61}.$$

In order to compute the virial coefficients we must choose one or more lattice points in a given three-dimensional parallelepiped. For this purpose we generate four uniform random numbers a , a_1 , a_2 , and a_3 in $[0,1)$:

$$\begin{aligned}
a &= \text{mod}(t_n + 2y_n, 2^{32}) \times 2^{-32}, \\
a_1 &= \text{mod}(r_n + 2y_{n+1}, 2^{32}) \times 2^{-32}, \\
a_2 &= \text{mod}(r_{n+1} + 2y_{n+2}, 2^{32}) \times 2^{-32}, \\
a_3 &= z_n \times 2^{-48}.
\end{aligned} \tag{A7}$$

Number a is used to determine a random permutation σ of three elements. Then, we consider $\mathbf{v} \equiv (v_1, v_2, v_3) = (a_{\sigma(1)}, a_{\sigma(2)}, a_{\sigma(3)})$. A random lattice point in $[m_1, M_1] \times [m_2, M_2] \times [m_3, M_3]$ is $(m_1 + \lfloor v_1(M_1 - m_1 + 1) \rfloor, m_2 + \lfloor v_2(M_2 - m_2 + 1) \rfloor, m_3 + \lfloor v_3(M_3 - m_3 + 1) \rfloor)$. As a check, we computed the virial coefficients for hard spheres using the hit-or-miss method. We obtain:

$$B_2/V = 0.499993 \pm 0.000069, \tag{A8}$$

$$B_3/V^2 = 0.156231 \pm 0.000062, \tag{A9}$$

$$B_4/V^3 = 0.035785 \pm 0.000072, \tag{A10}$$

where V is the volume of the sphere. These estimates should be compared with the exact results¹² 0.5, 0.15625, 0.035869... They are in perfect agreement. Thus, we are confident that our final results, that are much less precise than those reported above, are not affected by any bias due to the random number generator.

REFERENCES

- ¹ P.G. de Gennes, Phys. Lett. **38A**, 339 (1972).
- ² P.G. de Gennes, *Scaling Concepts in Polymer Physics* (Cornell University Press, Ithaca, NY, 1979).
- ³ K.F. Freed, *Renormalization Group Theory of Macromolecules* (Wiley, New York, 1987).
- ⁴ L. Schäfer, *Excluded Volume Effects in Polymer Solutions* (Springer Verlag, Berlin, 1999).
- ⁵ At present the most accurate estimates of ν are $\nu = 0.58758 \pm 0.00007$ (Ref. 10), $\nu = 0.5874 \pm 0.0002$ [T. Prellberg, J. Phys. A **34**, L599 (2001)], $\nu = 0.58765 \pm 0.00020$ [H.-P. Hsu, W. Nadler, and P. Grassberger, Macromolecules **37**, 4658 (2004)]. For an extensive list of results, see: A. Pelissetto and E. Vicari, Phys. Rept. **368**, 549 (2002).
- ⁶ In experimental works the virial coefficients are usually defined from the expansion of Z/M in terms of the ponderal concentration ρ , $Z/M = 1/M + \sum_n B_{n+1}^{\text{expt}} \rho^n$, where M is the molar mass of the polymer. The coefficients B_n^{expt} are related to those we have defined by $B_n^{\text{expt}} = N_A^{n-1} B_n M^{-n}$, where N_A is the Avogadro number.
- ⁷ A. Pelissetto and J.-P. Hansen, J. Chem. Phys. **122**, 134904 (2005).
- ⁸ B. Li, N. Madras, and A.D. Sokal, J. Stat. Phys. **80**, 661 (1995).
- ⁹ B.G. Nickel, Macromolecules **24**, 1358 (1991).
- ¹⁰ P. Belohorec and B.G. Nickel, “Accurate universal and two-parameter model results from a Monte-Carlo renormalization group study,” Guelph University report (1997), unpublished.
- ¹¹ C. Domb and G.S. Joyce, J. Phys. C **5**, 956 (1972).
- ¹² J.-P. Hansen and I.R. McDonald, *Theory of Simple Liquids*, third ed. (Academic Press, New York, 2006).
- ¹³ M. Lal, Molec. Phys. **17**, 57 (1969).

- ¹⁴ B. MacDonald, N. Jan, D.L. Hunter and M.O. Steinitz, *J. Phys. A: Math. Gen.* **18**, 2627 (1985).
- ¹⁵ N. Madras and A.D. Sokal, *J. Stat. Phys.* **50**, 109 (1988).
- ¹⁶ A.D. Sokal, in *Monte Carlo and Molecular Dynamics Simulations in Polymer Science*, edited by K. Binder (Oxford Univ. Press, Oxford, 1995).
- ¹⁷ T. Kennedy, *J. Stat. Phys.* **106**, 407 (2002).
- ¹⁸ S. Caracciolo, G. Parisi, and A. Pelissetto, *J. Stat. Phys.* **77**, 519 (1994).
- ¹⁹ In Ref. 7 the authors also report estimates of the contribution I_3 to the third virial coefficient. The contribution T_1 (that is small but not negligible) was not included and thus those results provide only an approximate estimate of the universal constant A_3^* . The contribution T_1 is also neglected in K. Shida, K. Ohno, Y. Kawazoe, and Y. Nakamura, *J. Chem. Phys.* **117**, 9942 (2002), and in the expression reported in Ref. 8.
- ²⁰ K. Shida, K. Ohno, M. Kimura, and Y. Kawazoe, *Comput. Theor. Polymer Sc.* **10**, 281 (2000).
- ²¹ J. des Cloizeaux and I. Noda, *Macromolecules* **15**, 1505 (1982).
- ²² J.F. Douglas and K.F. Freed, *Macromolecules* **18**, 201 (1985).
- ²³ In Sec. 17.3.2 of Ref. 4 field theory is used to obtain a prediction for the virial expansion. In terms of the variable $\hat{s} = 4\pi cR_g^3/(3 \times 1.169)$, $Z = 1 + 1.433\hat{s} + 1.065\hat{s}^2 - 0.648\hat{s}^3 + \dots$. This implies $Z = 1 + 5.13cR_g^3 + 13.7(cR_g^3)^2 - 30(cR_g^3)^3 + \dots$. Note that also A_3^* is considerably different from our result.
- ²⁴ G. Merkle, W. Burchard, P. Lutz, K. F. Freed, and J. Gao, *Macromolecules* **26**, 2736 (1993).
- ²⁵ Eq. 17.52 of Ref. 4 gives the following expression for Z : $Z = 1 + 1.314\Phi_p(H_1/H_2)^{0.309}$, $H_1 = 1 + 2.15\Phi_p + 1.00\Phi_p^2$, $H_2 = 1 + 0.51\Phi_p$. The variable \hat{s} used in Ref. 4 is related to Φ_p

by $\Phi_p = 1.169\hat{s}$ (see Sec. 13.3.2). For $\Phi_p \rightarrow \infty$ it predicts $Z \approx 1.61\Phi_p^{1.309}$, that is slightly lower than the prediction $Z \approx 1.99\Phi_p^{1.309}$, reported in Sec. 17.4.1 of the same reference, indicating that the expected error on the parametrization should be of the order of 10%.

²⁶ C.I. Addison, A.A. Louis, J. P. Hansen, *J. Chem. Phys.* **121**, 612 (2004).

²⁷ I. Noda, N. Kato, T. Kitano, and M. Nasagawa, *Macromolecules* **14**, 668 (1981).

²⁸ D.E. Knuth, *The Art of Computer Programming*, Vol. 2: Seminumerical Algorithms, Third Edition (Addison-Wesley, Reading, Massachusetts, 1997).

²⁹ G. Parisi and F. Rapuano, *Phys. Lett. B* **157**, 301 (1985).

TABLES

TABLE I. Estimates of the ratio A_2 for different values of N and w .

	$w = 0.375$	$w = 0.505838$	$w = 0.775$
$N = 100$	5.20511(83)	5.49049(58)	5.79591(85)
$N = 250$	5.31755(81)	5.50395(63)	5.69318(64)
$N = 500$	5.37200(93)	5.50609(68)	5.63798(93)
$N = 1000$	5.4116(14)	5.5048(10)	5.5988(14)
$N = 2000$	5.4365(14)	5.50610(93)	5.5676(14)
$N = 4000$	5.4545(13)	5.5027(10)	5.5466(14)
$N = 8000$	5.4682(14)	5.5051(10)	5.5324(15)

TABLE II. Estimates of the ratio A_3 for different values of N and w .

	$w = 0.375$	$w = 0.505838$	$w = 0.775$
$N = 100$	8.4794(54)	9.7936(41)	11.3308(61)
$N = 250$	8.9534(59)	9.8248(49)	10.7663(48)
$N = 500$	9.2024(65)	9.8295(46)	10.4819(74)
$N = 1000$	9.3724(74)	9.8214(71)	10.2789(89)
$N = 2000$	9.4760(99)	9.8098(65)	10.1219(91)
$N = 4000$	9.595(11)	9.8180(71)	10.021(11)
$N = 8000$	9.647(10)	9.8062(74)	9.945(11)

TABLE III. Estimates of the ratio A_4 for different values of N and w .

	$w = 0.375$	$w = 0.505838$	$w = 0.775$
$N = 100$	$-8.64(33)$	$-8.64(30)$	$-7.82(53)$
$N = 250$	$-8.86(49)$	$-8.61(34)$	$-7.91(41)$
$N = 500$	$-7.84(48)$	$-9.14(37)$	$-8.55(64)$
$N = 1000$	$-9.24(86)$	$-9.23(65)$	$-7.92(87)$
$N = 2000$	$-8.30(94)$	$-8.96(69)$	$-8.5(1.0)$
$N = 4000$	$-8.8(1.0)$	$-8.19(70)$	$-9.6(1.0)$
$N = 8000$	$-8.0(1.0)$	$-9.92(77)$	$-10.1(1.1)$

FIGURES

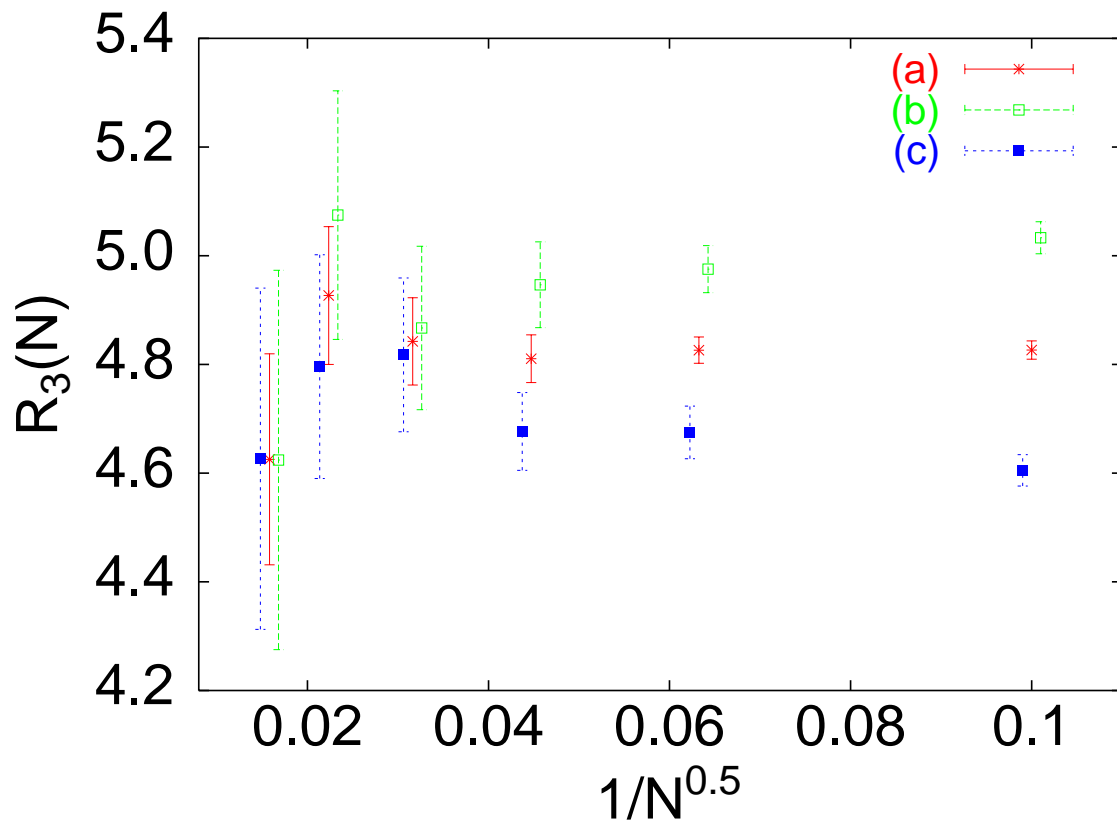


FIG. 1. Estimates of $R_3(N)$ vs $1/N^{0.5}$ for three different cases: (a) $w_1 = 0.775$, $w_2 = 0.375$, (b) $w_1 = 0.775$, $w_2 = 0.505838$; (c) $w_1 = 0.375$, $w_2 = 0.505838$.

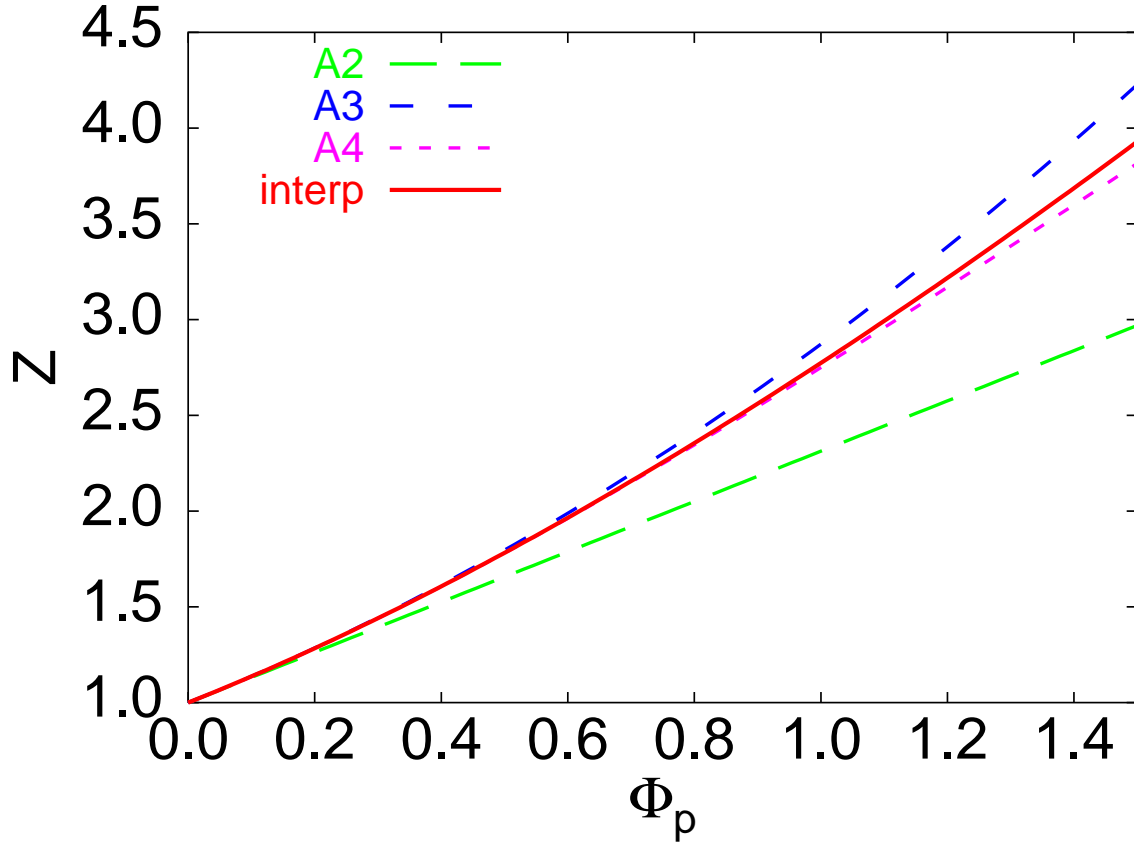


FIG. 2. Compressibility factor Z vs Φ_p . We report four different approximations: (A2) it corresponds to Eq. (5.1) truncated to order Φ_p ; (A3) truncation to order Φ_p^2 ; (A4) truncation to order Φ_p^3 ; (interp) interpolation formula (5.5). In all cases $k_\Phi = 0$.

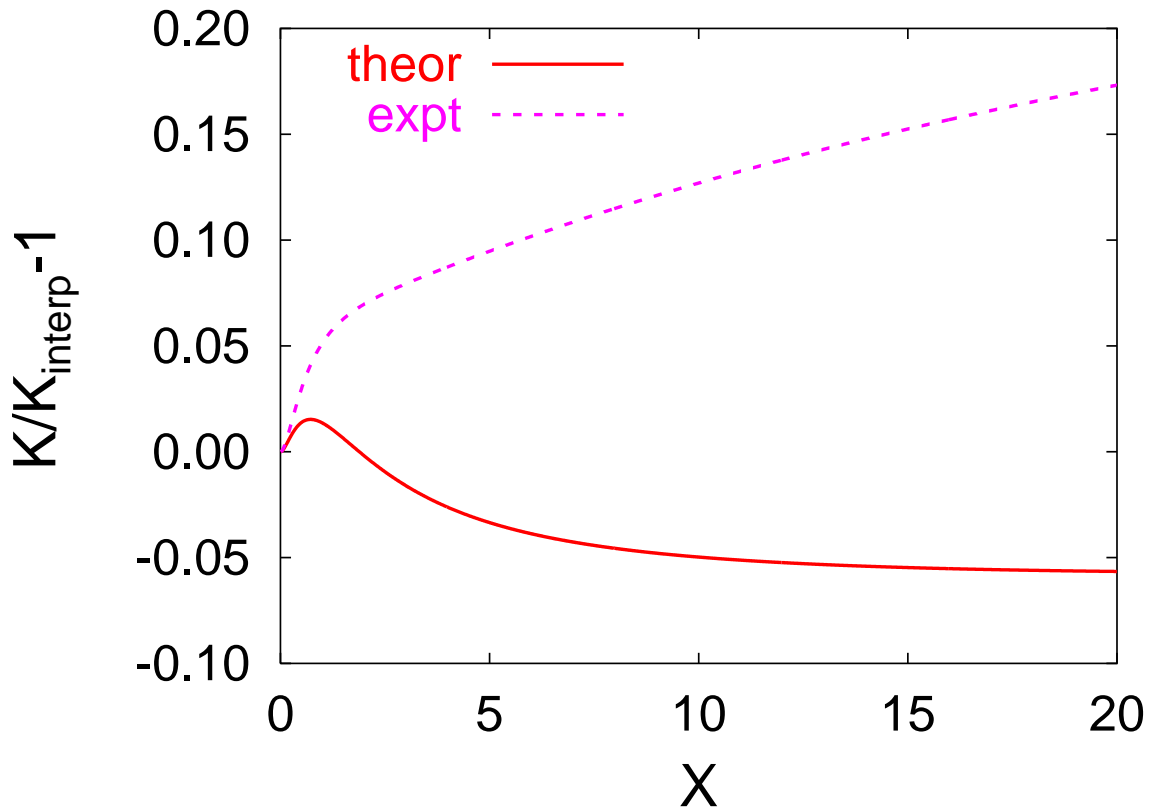


FIG. 3. Comparison of the compressibility K obtained by using the interpolation formula (5.5) (K_{interp}) and two different approximations presented in Ref. 24: one is based on one-loop field theory (“theor”), one is obtained by fitting different sets of data for polystyrene (“expt”).

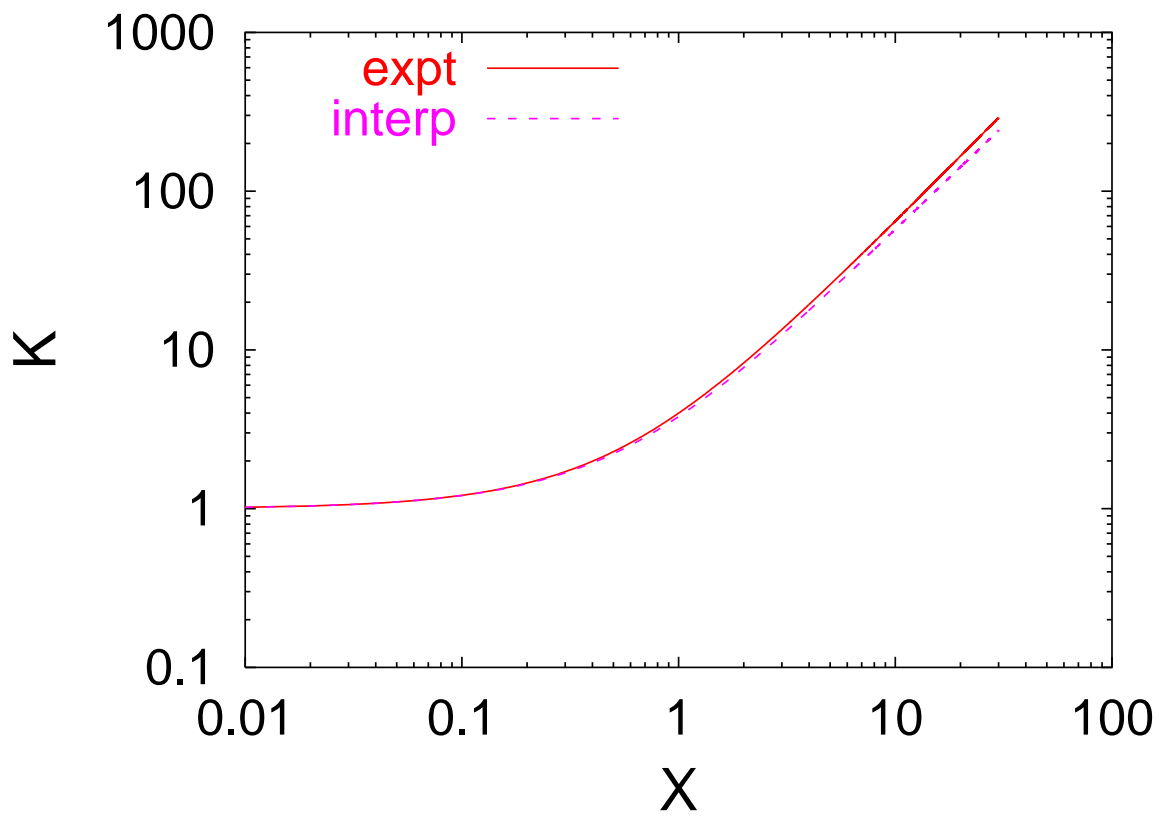


FIG. 4. Comparison of the compressibility K obtained by using the interpolation formula (5.5) (“interp”) and by fitting different sets of data for polystyrene (“expt”) (taken from Ref. 24).