

# Topologically protected quantum gates for computation with non-Abelian anyons in the Pfaffian quantum Hall state

Lachezar S. Georgiev

*Institute for Nuclear Research and Nuclear Energy, 72 Tsarigradsko Chaussee, 1784 Sofia, Bulgaria*

(Dated: May 30, 2022)

We extend the topological quantum computation scheme using the Pfaffian quantum Hall state, which has been recently proposed by Das Sarma et al., in a way that might potentially allow for the topologically protected construction of a universal set of quantum gates. We construct, for the first time, a topologically protected Controlled-NOT gate which is entirely based on quasihole braidings of Pfaffian qubits. All single-qubit gates, except for the  $\pi/8$  gate, are also explicitly implemented by quasihole braidings. Instead of the  $\pi/8$  gate we try to construct a topologically protected Toffoli gate, in terms of the Controlled-phase gate and CNOT or by a braid-group based Controlled-Controlled-Z precursor. We also give a topologically protected realization of the Bravyi–Kitaev two-qubit gate  $g_3$ .

PACS numbers: 73.43.-f, 03.67.Lx, 03.67.Mn, 03.67.Pp

## I. INTRODUCTION

One of the spectacular features of the two-dimensional strongly correlated electron systems is that they might possess quasiparticle excitations obeying anyonic exchange statistics<sup>1</sup>. Even more astonishing, the result of some quasiparticles exchanges might not be just phases but non-trivial statistics matrices and such quasiparticles are called non-Abelian. The most prominent non-Abelian candidate is the fractional quantum Hall (FQH) state, which is now routinely observed at filling factor  $\nu = 5/2$  in ultra high-mobility samples<sup>2,3</sup>. This expectation is based on convincing analytical and numerical evidence<sup>4,5,6,7</sup> that this FQH state is most likely in the universality class of the Pfaffian state constructed by Moore and Read<sup>8</sup> using correlation functions of an appropriate 1 + 1 dimensional conformal field theory (CFT). While the experiments undoubtedly confirmed that FQH quasiparticle excitations in general carry fractional electric charge<sup>9</sup>, the effects of quantum statistics are in principle much more difficult to observe. That is why even Abelian fractional statistics has been experimentally tested only recently<sup>10</sup>. However, it turns out that the non-Abelian excitations might be much easier to observe despite their more complicated structure. Convincing proposals have been made for the detection of the non-Abelian statistics of the quasiparticles in the  $\nu = 5/2$  FQH state<sup>11,12,13</sup> and in the  $\nu = 12/5$  FQH state (anticipated to be the  $k = 3$  parafermion Hall state)<sup>14,15</sup>.

In addition to its fundamental significance, the non-Abelian quantum statistics might become of practical importance in another field of quantum theory, the quantum computation<sup>16</sup>, which has been developing very fast in the recent years. Although the ideas behind quantum information processing are simply based on the well established fundamental postulates of the quantum theory, its exponentially growing computational power could not have been used in practice so far due to the unavoidable obstacles caused by decoherence as a result of interaction of the qubits with their environment. Even the remarkable breakthrough based on quantum error correction algorithms<sup>16</sup> could not help creating a quantum computer with more than a few qubits. Recently

on this background emerged the brilliant idea of *topological quantum computation* (TQC)<sup>17,18,19</sup>. Because the interactions leading to noise and decoherence are presumably local we can try to avoid them by encoding quantum information non-locally, using some global e.g., topological characteristics of the system. This started to be called *topological protection of qubit operations*—quantum information is inaccessible to local interactions, because they cannot distinguish between the computational basis states and hence cannot lead to decoherence<sup>17,19,20</sup>. That is why topological gates are believed to be exact operations, which might potentially allow to construct a truly scalable fault-tolerant quantum-computation platform.

The FQH liquid is a perfect candidate for TQC because it possesses a number of topological properties which are universal, i.e., robust against the variations of the interactions details. One could in principle use the braid matrices representing the exchanges of FQH quasiparticles to implement arbitrary unitary transformations<sup>17,18,21</sup>. However, because the single-qubit space is two-dimensional we need some degeneracy in order to implement the TQC scheme in terms of FQH quasiparticles, i.e., we need degenerate spaces of quasiparticle correlation functions with dimension at least 2. It is well known that the Abelian FQH quasiparticles have degenerate spaces on non-trivial manifolds such as torus. Unfortunately, these constructions are not appropriate for planar systems such as the FQH liquids though some diagonal two-qubit gates can be realized with abelian FQH anyons as in Ref. 22. On the other hand, the non-Abelian FQH quasiparticles by definition have degenerate spaces even in planar geometry and are therefore better suited for TQC. Another virtue of the TQC scheme is its expected scalability—the solution of the single qubit operations problem might turn out to be the solution in general. The only residual source of noise is due to thermally activated quasiparticle–quasihole pairs which might execute unwanted braids. Fortunately, these processes are exponentially suppressed at low temperature by the energy gap, which leads to astronomical precision of quantum information encoding.

One significant step forward in the field of TQC has been done recently: in a beautiful paper Das Sarma et al.<sup>19,20</sup> pro-

posed to use the expected non-Abelian statistics of the quasiparticles in the Pfaffian FQH state to construct an elementary qubit and execute a logical NOT gate on it that could serve as a base for TQC. The construction of the NOT gate is a fairly important issue in the field of quantum computation because it underlies the qubit initialization procedure as well as the construction of the single-qubit gates and the Controlled-NOT (CNOT) gate.

The FQH state at  $\nu = 5/2$  has one serious advantage compared to the other candidates for TQC—it is the most stable state, i.e., the one with the highest bulk energy gap, among all FQH states in which non-Abelian quasiparticle statistics is expected to be realized. On the other hand, one big disadvantage of this state is that the quasiparticles braiding matrices cannot be used alone for universal quantum computation because the braid group representation over the Ising model correlation functions is finite<sup>19,23,24</sup>. This has to be compared with the FQH state observed at  $\nu = 12/5^{2,3}$ , whose braid matrices are expected to be universal, but whose energy gap is an order of magnitude lower than that of the  $\nu = 5/2$  one. The motivation for this paper is to demonstrate that it might be possible to find a complete set of topologically protected quantum gates in the Pfaffian state, though not all of them would be realizable simply in terms of braidings. More precisely, we explicitly construct by braiding the single-qubit Hadamard gate  $H$ , phase gate  $S$ , and the two-qubit CNOT gate, which generate a Clifford group playing a central role in the error correction codes<sup>25</sup>. In addition we propose a candidate for a topologically protected three-qubit Toffoli gate realized in terms of the two-qubit Controlled- $S$  gate and CNOT or by a Controlled-Controlled- $Z$  gate precursor realized by braiding. This combination of gates is known to be sufficient for universal quantum computation<sup>16</sup>.

## II. ONE-QUBIT GATES FOR PFAFFIAN QUBITS

The Pfaffian qubit is constructed in terms of the wave functions for the excitations containing 4 quasipoles<sup>19,20</sup>. For fixed positions of the quasipoles there are two independent functions forming the computational basis, which can be conveniently written as<sup>26</sup>

$$|0\rangle, |1\rangle \Leftrightarrow \Psi_{4\text{qh}}^{(0,1)} = \frac{(\eta_{13}\eta_{24})^{\frac{1}{4}}}{\sqrt{1 \pm \sqrt{x}}} (\Psi_{(13)(24)} \pm \sqrt{x} \Psi_{(14)(23)}) \quad (1)$$

where  $\eta_1, \dots, \eta_4$  are the quasipoles positions,  $x$  is a CFT invariant crossratio<sup>27</sup>

$$x = \frac{\eta_{14}\eta_{23}}{\eta_{13}\eta_{24}}, \quad \text{and} \quad \eta_{ab} = \eta_a - \eta_b. \quad (2)$$

The explicit form of the functions  $\Psi_{(ab)(cd)}$ , which are computed as Pfaffians, will not be needed here, we shall only use that they are single-valued in the positions of the quasipoles<sup>26,28</sup>. A convenient way to fix the positions of the quasipoles is to localize them on antidots<sup>19</sup>. The readout of the qubit state could be efficiently done by measuring the interference pattern of the longitudinal conductance in an electronic Mach-Zehnder interferometer<sup>19,20,29</sup>.

The basic idea of the TQC scheme of Ref. 19 is that the single-qubit gates can be realized in terms of the two-dimensional exchange matrices of 4 quasipoles, defined here in the basis (1). In order to obtain the exchange matrix  $R_{a,a+1}^{(4)}$  we first exchange the coordinates  $\eta_a \leftrightarrow \eta_{a+1}$  in counterclockwise direction, which changes the crossratio (2) in a tractable way<sup>23</sup>, and then use the analytic properties of the wave functions (1) to extract  $R_{a,a+1}^{(4)}$ . Thus we find the elementary braid matrices<sup>23</sup> in the basis (1)

$$R_{12}^{(4)} = R_{34}^{(4)} = \begin{pmatrix} 1 & 0 \\ 0 & i \end{pmatrix}, \quad R_{23}^{(4)} = \frac{e^{i\frac{\pi}{4}}}{\sqrt{2}} \begin{pmatrix} 1 & -i \\ -i & 1 \end{pmatrix}, \quad (3)$$

which together with their inverses, generate the entire representation of the braid group  $\mathcal{B}_4$ . The generators  $B_i$ ,  $i = 1, \dots, n-1$ , of the braid group  $\mathcal{B}_n$  satisfy in general the Artin relations<sup>30</sup>

$$B_i B_j = B_j B_i, \quad \text{for } |i-j| \geq 2 \\ B_i B_{i+1} B_i = B_{i+1} B_i B_{i+1}, \quad \text{with } B_i = R_{i,i+1} \in \mathcal{B}_n. \quad (4)$$

In our case of planar geometry the exchange matrices  $B_i = R_{i,i+1}^{(n)}$  should satisfy one more relation<sup>30</sup>

$$B_1 B_2 \cdots B_{n-2} B_{n-1}^2 B_{n-2} \cdots B_2 B_1 = \mathbb{I},$$

as is appropriate for the representation of the braid group on the sphere. Because this is satisfied in the Pfaffian TQC scheme only up to a phase factor, the representations of the braid groups are generically projective<sup>30</sup>.

In other words, everything which can be obtained as a result of quasiparticle exchanges could be expressed in terms of the elementary exchange matrices (3). For example, skipping throughout overall phases, the Hadamard gate<sup>16</sup> can be executed by 3 elementary braids (skipping the superscript “(4)” of  $R$ )

$$H \simeq R_{13} R_{12}^2 = R_{12}^{-1} R_{23} R_{12}^{-1} \simeq \frac{1}{\sqrt{2}} \begin{pmatrix} 1 & 1 \\ 1 & -1 \end{pmatrix} \quad (5)$$

and its braid diagram in terms of the elementary exchanges is shown on Fig. 1. Similarly, the Pauli  $X$  gate, first implemented

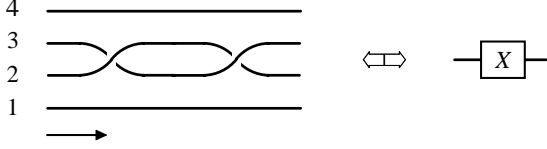



FIG. 1: Braiding diagram for the Hadamard gate (5) and its symbol (on the right) in standard quantum-computation notation.

in Ref. 19, and the phase gate<sup>16</sup>  $S$  are expressed as

$$X = R_{23}^2 = \begin{pmatrix} 0 & 1 \\ 1 & 0 \end{pmatrix}, \quad S = R_{12} = R_{34} = \begin{pmatrix} 1 & 0 \\ 0 & i \end{pmatrix}$$

and their braid diagrams are shown on Figs. 2 and 3, re-

FIG. 2: Braiding diagram for the Pauli  $X$  gate.FIG. 3: Braiding diagram for the phase gate  $S$ 

spectively. Notice that  $S^2 = Z$ , where  $Z$  is Pauli  $Z$  gate, as it should be<sup>16</sup>. The last remaining single-qubit gate, the  $\pi/8$  gate  $T = \text{diag}(1, e^{i\pi/4})$ , which is necessary for approximating arbitrary single-qubit gate, cannot be realized by exact braidings because  $\det T = e^{i\pi/4}$ , while  $\det R_{a, a+1}^{(4)} = i$ . Instead, we will try to construct later the Toffoli gate<sup>16</sup>.

### III. TWO-QUBIT GATES: CONTROLLED-NOT

It is natural to use 6 quasipoles, as shown on Fig. 4, to construct two-qubit gates, because the 6-quasipoles wave functions form a 4-dimensional space (in general the dimension of the space of wave functions with  $2n$  quasipoles with fixed positions<sup>26</sup> is  $2^{n-1}$ ). For the selected class of the controlled two-qubit operations<sup>16</sup> the first two quasipoles determine the state of the control qubit while the last two form the target qubit. Just like with 4 quasipoles the state of a qubit is

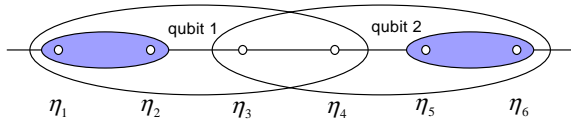


FIG. 4: Two qubits, realized by quasipoles with coordinates  $(\eta_1, \eta_2, \eta_3, \eta_4)$  and  $(\eta_3, \eta_4, \eta_5, \eta_6)$ . The state of qubit 1 is determined by the quasipoles with positions  $(\eta_1, \eta_2)$ , while the state of qubit 2 by  $(\eta_5, \eta_6)$  and that is why these two groups are shaded.

$|0\rangle \leftrightarrow \sigma_+ \sigma_+$  if the two quasipoles fuse to the unit operator, or  $|1\rangle \leftrightarrow \sigma_+ \sigma_-$  if they fuse to form a Majorana fermion<sup>19</sup>. Here we use that the neutral part of the quasipole is represented by the chiral spin field  $\sigma_{\pm}$  of the Ising model, with CFT dimension  $1/16$ , and the subscript  $\pm$  denotes its fermion parity<sup>23,28</sup>. Thus we may define the two-qubit basis by

$$\begin{aligned} |00\rangle &\equiv \langle \sigma_+ \sigma_+ \sigma_+ \sigma_+ \sigma_+ \sigma_+ \rangle, & |01\rangle &\equiv \langle \sigma_+ \sigma_+ \sigma_+ \sigma_- \sigma_+ \sigma_- \rangle \\ |10\rangle &\equiv \langle \sigma_+ \sigma_- \sigma_+ \sigma_- \sigma_+ \sigma_+ \rangle, & |11\rangle &\equiv \langle \sigma_+ \sigma_- \sigma_+ \sigma_+ \sigma_+ \sigma_- \rangle. \end{aligned} \quad (6)$$

which is convenient since if we fuse the first two quasipoles this would project to the second qubit, while if we fuse the last two quasipoles we project to the first qubit<sup>23</sup>, i.e.,

$$|\alpha\beta\rangle_{\eta_1 \rightarrow \eta_2} \rightarrow |\beta\rangle, \quad |\alpha\beta\rangle_{\eta_5 \rightarrow \eta_6} \rightarrow |\alpha\rangle. \quad (7)$$

Then the state of the third and the fourth quasipoles are fixed by the conservation of the fermion parity, i.e., if  $e_i$  is the parity of  $\sigma_{e_i}$  then  $e_3 e_4 = e_1 e_2 e_5 e_6$ <sup>23</sup>. Thus we have only 4 independent states in the space of 6-quasipoles with fixed positions, which correspond to Eq. (6).

Using the two-qubit states definition (6) and the projection (7) it is easy to find the exchange matrices for 6 quasipoles from those for 4 quasipoles. For example, to obtain  $R_{12}$ , we may first fuse the last two quasipoles  $\eta_5 \rightarrow \eta_6$  and then identify this braid matrix with the tensor product  $R_{12}^{(6)} = R_{12}^{(4)} \otimes \mathbb{I}_2$ , where  $\mathbb{I}_2$  is the two-dimensional unit matrix and the superscript of  $R$  shows the number of quasipoles. Thus the elementary 6-quasipoles braid matrices are<sup>23</sup>

$$R_{12}^{(6)} = \begin{pmatrix} 1 & 0 & 0 & 0 \\ 0 & 1 & 0 & 0 \\ 0 & 0 & i & 0 \\ 0 & 0 & 0 & i \end{pmatrix}, \quad R_{23}^{(6)} = \frac{e^{i\frac{\pi}{4}}}{\sqrt{2}} \begin{pmatrix} 1 & 0 & -i & 0 \\ 0 & 1 & 0 & -i \\ -i & 0 & 1 & 0 \\ 0 & -i & 0 & 1 \end{pmatrix} \quad (8)$$

$$R_{34}^{(6)} = \begin{pmatrix} 1 & 0 & 0 & 0 \\ 0 & i & 0 & 0 \\ 0 & 0 & i & 0 \\ 0 & 0 & 0 & 1 \end{pmatrix}, \quad R_{45}^{(6)} = \frac{e^{i\frac{\pi}{4}}}{\sqrt{2}} \begin{pmatrix} 1 & -i & 0 & 0 \\ -i & 1 & 0 & 0 \\ 0 & 0 & 1 & -i \\ 0 & 0 & -i & 1 \end{pmatrix} \quad (9)$$

$$R_{56}^{(6)} = \begin{pmatrix} 1 & 0 & 0 & 0 \\ 0 & i & 0 & 0 \\ 0 & 0 & 1 & 0 \\ 0 & 0 & 0 & i \end{pmatrix}. \quad (10)$$

It is not difficult to check that the exchange matrices (8), (9) and (10) satisfy the Artin relations (4) for the braid group  $\mathcal{B}_6$ .

One of the main advantages of our two-qubit construction (6), shown on Fig. 4, is that it is straight forward to execute various two-qubit gates by braiding. For example, using the explicit braid matrices from Eqs. (8), (9) and (10), it is easily verified that the CNOT gate can be implemented, in the basis (6), by

$$\text{CNOT} = R_{34}^{-1} R_{45} R_{34} R_{12} R_{56} R_{45} R_{34}^{-1} = \begin{pmatrix} 1 & 0 & 0 & 0 \\ 0 & 1 & 0 & 0 \\ 0 & 0 & 0 & 1 \\ 0 & 0 & 1 & 0 \end{pmatrix}, \quad (11)$$

whose braid diagram is shown on Fig. 5. An equivalent realization would be

$$\text{CNOT} = R_{56} R_{45} R_{56}^{-1} R_{34}^{-1} R_{12} R_{45} R_{56}$$

giving precisely the same result as in Eq. (11). It is quite remarkable that the CNOT gate can be implemented entirely in terms of 6-quasipoles braidings which certainly guarantees its exactness and topological protection. The best achievement in this direction so far has been the proposed realization<sup>20</sup> of a Controlled- $Z$  gate<sup>31</sup> precursor by taking  $(\eta_5, \eta_6)$  around  $\eta_1$ , which corresponds in our approach to  $R_{15}^2 R_{16}^2 \simeq R_{56}^2$ , i.e.,

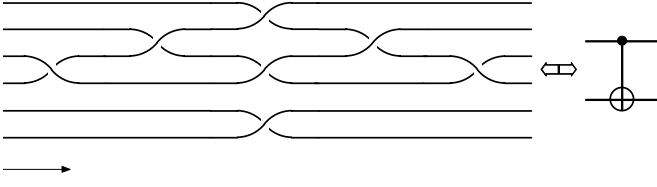


FIG. 5: The braid diagram for the Controlled-NOT gate executed by 7 elementary 6-quasiparticle braids corresponding to Eq. (11).

expressed in terms of elementary braids (skipping the superscript “(6)” of  $R$ )

$$\begin{aligned}\widetilde{CZ} &= R_{12}^{-1}R_{23}^{-1}R_{34}^{-1}R_{45}R_{56}^2R_{45}R_{34}R_{23}R_{12} \\ &= \text{diag}(1, -1, 1, -1).\end{aligned}$$

However, this must be supplemented by the Bravyi–Kitaev procedure<sup>20</sup> in which the quasipoles with positions  $\eta_1$  and  $\eta_2$  are split only if their qubit is in the state  $|1\rangle$ , thus removing the minus sign on the second row.

While not necessary for our TQC scheme, we give below for reference another important two-qubit gate, the  $g_3$  gate of Bravyi–Kitaev<sup>20</sup>, in terms of the 6-quasihole exchange matrix (skipping again the superscript “(6)” of  $R$ )

$$\begin{aligned}R_{16} &= R_{12}^{-1}R_{23}^{-1}R_{34}^{-1}R_{45}^{-1}R_{56}R_{45}R_{34}R_{23}R_{12} \\ &\simeq \frac{1}{\sqrt{2}} \begin{pmatrix} 1 & 0 & 0 & -i \\ 0 & 1 & -i & 0 \\ 0 & -i & 1 & 0 \\ -i & 0 & 0 & 1 \end{pmatrix} = g_3.\end{aligned}\quad (12)$$

#### IV. THREE-QUBIT GATES

In order to make our scheme universal we may try, instead of using  $T$ , to construct the Toffoli gate Controlled-Controlled-NOT (CCNOT) in terms of the Controlled-Controlled-Z gate (CCZ) and the Hadamard gate acting on the target qubit

$$\text{CCNOT} = H_3 \text{CCZ} H_3, \quad \text{with } H_3 = \mathbb{I}_2 \otimes \mathbb{I}_2 \otimes H, \quad (13)$$

where  $\text{CCZ} = \text{diag}(1, 1, 1, 1, 1, 1, 1, -1)$ . When the third qubit is defined by 2 more quasipoles at  $\eta_7$  and  $\eta_8$  we can express (using the fusion rules of the non-Abelian quasipoles) the exchange matrices for 8 quasipoles recursively in terms of those for 6 quasipoles as follows<sup>23</sup>:

$$\begin{aligned}R_{12}^{(8)} &= R_{12}^{(6)} \otimes \mathbb{I}_2, & R_{23}^{(8)} &= R_{23}^{(6)} \otimes \mathbb{I}_2, \\ R_{34}^{(8)} &= \text{diag}(1, i, i, 1, i, 1, 1, i), \\ R_{45}^{(8)} &= R_{45}^{(6)} \otimes \mathbb{I}_2, & R_{56}^{(8)} &= R_{56}^{(6)} \otimes \mathbb{I}_2\end{aligned}\quad (14)$$

$$R_{67}^{(8)} = \frac{e^{i\frac{\pi}{4}}}{\sqrt{2}} \begin{pmatrix} 1 & 0 & 0 & -i & 0 & 0 & 0 & 0 \\ 0 & 1 & -i & 0 & 0 & 0 & 0 & 0 \\ 0 & -i & 1 & 0 & 0 & 0 & 0 & 0 \\ -i & 0 & 0 & 1 & 0 & 0 & 0 & 0 \\ 0 & 0 & 0 & 0 & 1 & 0 & 0 & -i \\ 0 & 0 & 0 & 0 & 0 & 1 & -i & 0 \\ 0 & 0 & 0 & 0 & 0 & -i & 1 & 0 \\ 0 & 0 & 0 & 0 & -i & 0 & 0 & 1 \end{pmatrix}, \quad (15)$$

and

$$R_{78}^{(8)} = \mathbb{I}_2 \otimes R_{56}^{(6)}. \quad (16)$$

The direct check shows that the exchange matrices (14), (15) and (16) satisfy the Artin relations (4) for the braid group  $\mathcal{B}_8$ .

Now we can explicitly construct the three-qubit Hadamard gates in terms of the exchange matrices for 8 quasipoles (skipping the superscript “(8)” of  $R$ ), e.g., the Hadamard gate acting on the first qubit is

$$H_1 = H \otimes \mathbb{I}_2 \otimes \mathbb{I}_2 \simeq R_{12}^{-1}R_{23}^{-1}R_{12}^{-1}$$

and that acting on the second qubit is

$$H_2 = \mathbb{I}_2 \otimes H \otimes \mathbb{I}_2 \simeq R_{56}^{-1}R_{45}^{-1}R_{56}^{-1}.$$

Instead of the Hadamard gate  $H_3$  acting on the third qubit, which is more difficult to construct, we can use in Eq. (13)

$$\widetilde{H}_3 = R_{78}R_{45}R_{56}R_{67}^{-1}R_{56}R_{45}R_{78} \simeq \mathbb{I}_2 \otimes \mathbb{I}_2 \otimes H, \quad (17)$$

that still does the job of expressing CCNOT in terms of CCZ, while differing slightly from  $H_3$ . Note that, due to a specific feature built into the braid group representation, it may not be always possible to represent exactly the single- and two-qubit gates in the three-qubit basis<sup>23</sup>.

Next, because  $Z = S^2$ , we could construct<sup>16</sup> the CCZ gate with the circuit shown on Fig. 6, using the CNOT gate (11)

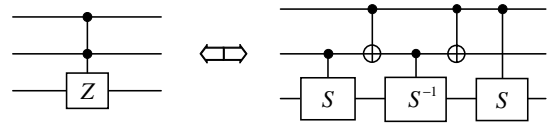


FIG. 6: The Controlled-Controlled-Z gate realized by the Controlled-S gate and CNOT (see Ref. 16 for the notation).

and the Controlled-S gate (CS) defined in the basis (6) by  $\text{CS} = \text{diag}(1, 1, 1, i)$ . Obviously CS cannot be expressed directly as a product of 6-quasipoles exchange matrices because  $\det \text{CS} = i$ , while  $\det(R_{a, a+1}^{(6)}) = -1$ . We can try to realize the CS gate using as a braid-group based precursor the braid matrix  $R_{56}^{(6)}$  in Eq. (10) supplementing it by the Bravyi–Kitaev construction to split the first qubit into two separated quasipoles at  $\eta_1$  and  $\eta_2$  only if it is in the state  $|1\rangle$ . In the standard quantum computation context, the CS gate can be realized with the help of the  $\pi/8$  gate  $T$  and CNOT, as shown on Fig. 7, which demonstrates that the use of the Toffoli gate is equivalent to the use of  $T$ .

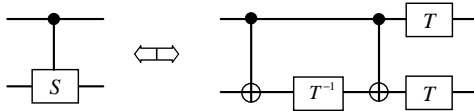


FIG. 7: The Controlled- $S$  gate in terms of the  $\pi/8$  gate  $T$  and CNOT.

The construction of the CNOT gate in Eq. (11) suggests another possibility to realize the CCZ gate using as a braid-group based precursor the diagonal matrix

$$\begin{aligned} \widetilde{\text{CCZ}} &\equiv R_{12}^{(8)} R_{34}^{(8)} R_{56}^{(8)} R_{78}^{(8)} \\ &\simeq \text{diag}(-1, 1, 1, 1, 1, 1, 1, -1) \end{aligned} \quad (18)$$

and apply again the Bravyi–Kitaev construction that the first qubit is split into two charge- $1/4$  quasipoles only if it is in the state  $|1\rangle$  in order to remove the minus sign on the first row. This is precisely the same situation as with the CZ precursor of Ref. 20, where the Bravyi–Kitaev construction removing the minus sign on the second row of their gate  $g_2$ , is believed to be realizable by tilted interferometry in planar geometry. Note that the tilted interferometry realization of the Bravyi–Kitaev construction<sup>20</sup> for Eq. (18) could eventually provide us with a topologically protected CCZ gate, hence, with a universal set of topologically protected gates that are sufficient for universal quantum computation with Pfaffian qubits.

Alternatively, to make our scheme universal, we could use the unprotected  $\pi/8$  gate  $U_P$  of Ref. 20, or use the magic states of Ref. 25, such as  $|H\rangle = \cos(\pi/8)|0\rangle + \sin(\pi/8)|1\rangle$ , which

in principle allow to build the  $T$  gate, while being simpler to construct than the  $\pi/8$  gate itself.

## V. CONCLUSION

We demonstrated that it might indeed be possible to build a universal quantum computer with topologically protected quantum gates realized by quasiparticle braidings in the FQH state at  $\nu = 5/2$ . Our quantum computation scheme is based on the Hadamard gate  $H$ , the phase gate  $S$ , the CNOT and possibly the Toffoli gate expressed in terms the Controlled- $S$  gate. If in addition the CCZ gate could be realized by tilted interferometry from the braid-group based precursor proposed here, then we would be able to construct the Toffoli gate and hence implement arbitrary quantum gates in a topologically protected way.

We should stress that it is not completely trivial to embed all one-qubit and two-qubit gates, realized in this paper, into systems with three or more qubits because the construction of some of those gates is based on specific properties of the generators of braid groups  $\mathcal{B}_4$  and  $\mathcal{B}_6$ , which are not directly generalized for  $\mathcal{B}_n$  with  $n \geq 8$ . Nevertheless, the embedding of the Clifford gates  $H$ ,  $S$  and CNOT into a three-qubit system seems possible though that might require some more work.

I thank Chetan Nayak and Michael Geller for useful discussions. This work has been partially supported by the FP5-EUCLID Network Program HPRN-CT-2002-00325 and by the BG-NCSR under Contract No. F-1406.

<sup>1</sup> F. Wilczek, *Fractional statistics and anyon superconductivity* (World Scientific, Singapore, 1990).  
<sup>2</sup> J. Eisenstein, K. Cooper, L. Pfeiffer, and K. West, Phys. Rev. Lett. **88**, 076801 (2002).  
<sup>3</sup> J. Xia, W. Pan, C. Vicente, E. Adams, N. Sullivan, H. Stormer, D. Tsui, L. Pfeiffer, K. Baldwin, and K. West, Phys. Rev. Lett. **93**, 176809 (2004).  
<sup>4</sup> R. Morf, Phys. Rev. Lett. **80**, 1505 (1998), cond-mat/9809024.  
<sup>5</sup> E. Rezayi and F. Haldane, Phys. Rev. Lett. **84**, 4685 (2000).  
<sup>6</sup> N. Read and D. Green, Phys. Rev. **B61**, 10267 (2000), cond-mat/9906453.  
<sup>7</sup> D. Ivanov, Phys. Rev. Lett. **86**, 268 (2001).  
<sup>8</sup> G. Moore and N. Read, Nucl. Phys. **B360**, 362 (1991).  
<sup>9</sup> de Picciotto, M. Reznikov, M. Meiblum, V. Umansky, G. Bunin, and D. Mahalu, Nature (London) **389**, 162 (1997).  
<sup>10</sup> F. E. Camino, W. Zhou, and V. J. Goldman, Phys. Rev. Lett. **95**, 246802 (2005), cond-mat/0504341.  
<sup>11</sup> A. Stern and B. I. Halperin, Phys. Rev. Lett. **94**, 016802 (2006), cond-mat/0508447.  
<sup>12</sup> P. Bonderson, A. Kitaev, and K. Shtengel, Phys. Rev. Lett. **96**, 016803 (2006), cond-mat/0508616.  
<sup>13</sup> L. S. Georgiev and M. R. Geller, Phys. Rev. **B 73**, 205310 (2006), cond-mat/0511236.  
<sup>14</sup> P. Bonderson, K. Shtengel, and J. K. Slingerland (2006), cond-mat/0601242.

<sup>15</sup> S. B. Chung and M. Stone, Phys. Rev. **B 73**, 245311 (2006), cond-mat/0601594.  
<sup>16</sup> M. Nielsen and I. Chuang, *Quantum Computation and Quantum Information* (Cambridge University Press, 2000).  
<sup>17</sup> A. Kitaev, Ann. of Phys. (N.Y.) **303**, 2 (2003).  
<sup>18</sup> M. Freedman, M. Larsen, and Z. Wang, Commun. Math. Phys. **227**, 605 (2002), quant-ph/0001108.  
<sup>19</sup> S. D. Sarma, M. Freedman, and C. Nayak, Phys. Rev. Lett. **94**, 166802 (2005), cond-mat/0412343.  
<sup>20</sup> M. Freedman, C. Nayak, and K. Walker (2005), cond-mat/0512066.  
<sup>21</sup> L. H. Kauffman and S. J. Lomonaco Jr., New J. Phys. **6**, 134 (2004), quant-ph/0401090.  
<sup>22</sup> D. V. Averin and V. J. Goldman, Solid State Commun. **121**, 25 (2002), cond-mat/0110193.  
<sup>23</sup> L. S. Georgiev, in preparation (2006).  
<sup>24</sup> N. Read, J. Math. Phys. **44**, 558 (2003).  
<sup>25</sup> S. Bravyi and A. Kitaev, Phys. Rev. **A 71**, 022316 (2005).  
<sup>26</sup> C. Nayak and F. Wilczek, Nucl. Phys. **B 479**, 529 (1996), cond-mat/9605145.  
<sup>27</sup> P. Di Francesco, P. Mathieu, and D. Sénéchal, *Conformal Field Theory* (Springer-Verlag, New York, 1997).  
<sup>28</sup> L. S. Georgiev, Nucl. Phys. **B 651**, 331 (2003), hep-th/0108173.  
<sup>29</sup> Y. Ji, Y. Chung, D. Sprinzak, M. Heiblum, D. Mahalu, and H. Shtrikman, Nature **422**, 415 (2003).

<sup>30</sup> J. S. Birman, *Braids, Links and Mapping Class Groups* (Princeton Univ. Press, Ann. of Math. Studies, 1974), 82nd ed.

<sup>31</sup> the CNOT gate can be obtained from CZ with the help of the

Hadamard gate acting on the target qubit<sup>16</sup>