

$S = 1/2$ Kagomé antiferromagnets $\text{Cs}_2\text{Cu}_3\text{MF}_{12}$ with $\text{M}=\text{Zr}$ and Hf

Y Yamabe, T Ono, T Suto and H Tanaka

Department of Physics, Tokyo Institute of Technology
Oh-okayama, Meguro-ku, Tokyo 152-8551, Japan

E-mail: o-toshio@lee.phys.titech.ac.jp

Abstract. Magnetization and specific heat measurements have been carried out on $\text{Cs}_2\text{Cu}_3\text{ZrF}_{12}$ and $\text{Cs}_2\text{Cu}_3\text{HfF}_{12}$ single crystals, in which Cu^{2+} ions with spin-1/2 form a regular Kagomé lattice. The antiferromagnetic exchange interaction between neighboring Cu^{2+} spins is $J/k_B \simeq 360$ K and 540 K for $\text{Cs}_2\text{Cu}_3\text{ZrF}_{12}$ and $\text{Cs}_2\text{Cu}_3\text{HfF}_{12}$, respectively. Structural phase transitions were observed at $T_t \simeq 210$ K and 175 K for $\text{Cs}_2\text{Cu}_3\text{ZrF}_{12}$ and $\text{Cs}_2\text{Cu}_3\text{HfF}_{12}$, respectively. The specific heat shows a small bend anomaly indicative of magnetic ordering at $T_N = 23.5$ K and 24.5 K in $\text{Cs}_2\text{Cu}_3\text{ZrF}_{12}$ and $\text{Cs}_2\text{Cu}_3\text{HfF}_{12}$, respectively. Weak ferromagnetic behavior was observed below T_N . This weak ferromagnetism should be ascribed to the antisymmetric interaction of the Dzyaloshinsky-Moriya type that are generally allowed in the Kagomé lattice.

1. Introduction

Antiferromagnets with strong geometrical frustration are fascinating systems which can display a variety of exotic magnetic phases different from conventional Néel ordering [1, 2]. Recently, frustrated systems with strong quantum fluctuation have been attracting much attention from a view point of the interplay of quantum fluctuation and spin frustration. $S = 1/2$ Kagomé antiferromagnet (KAF) is a typical example of such systems. There are many theoretical works on the $S = 1/2$ KAF. By virtue of careful analyses and numerical simulation, it has been predicted that the ground state of $S = 1/2$ KAF is quantum spin liquid as resonating valence bond state (RVB), and that there are huge number of singlet excitations which fill up the triplet excitation gap [3, 4, 5]. However, this intriguing prediction has not been demonstrated experimentally. The experimental study of the $S = 1/2$ KAF is limited because of few model substances. Three compounds $[\text{Cu}_3(\text{tmb})_2(\text{CH}_3\text{CO}_2)_6] \cdot \text{H}_2\text{O}$ [6], $\text{Cu}_3\text{V}_2\text{O}_7(\text{OH})_2 \cdot 2\text{H}_2\text{O}$ [7] and $\beta\text{-Cu}_3\text{V}_2\text{O}_8$ [8] are known to have Kagomé lattice or closely related lattices. However the Kagomé net is distorted into an orthorhombic form in $\text{Cu}_3\text{V}_2\text{O}_7(\text{OH})_2 \cdot 2\text{H}_2\text{O}$, and buckled like staircase in $\beta\text{-Cu}_3\text{V}_2\text{O}_8$, so that the exchange network is anisotropic. For $[\text{Cu}_3(\text{tmb})_2(\text{CH}_3\text{CO}_2)_6] \cdot \text{H}_2\text{O}$, the nearest neighbor exchange interaction is ferromagnetic.

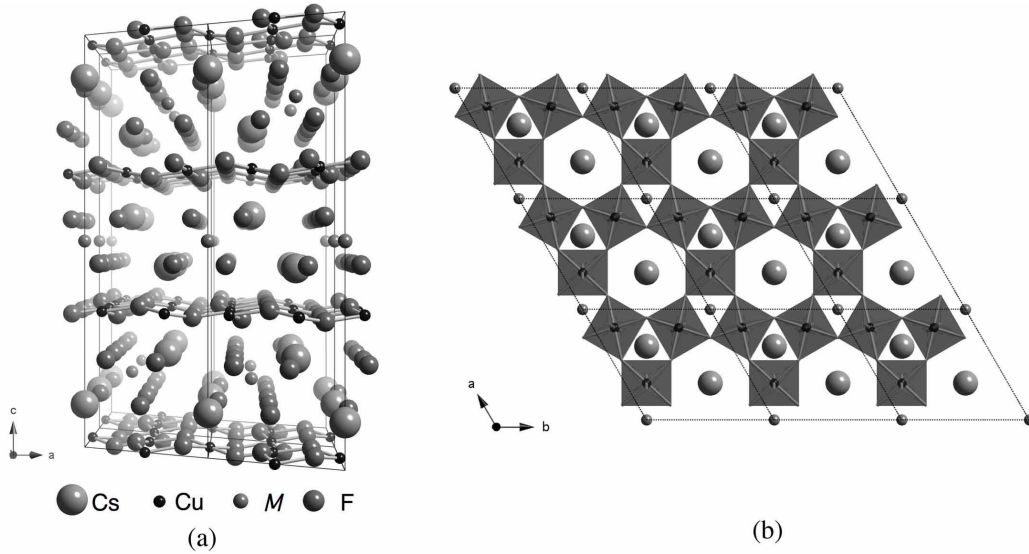


Figure 1. (a) The crystal structure of $\text{Cs}_2\text{Cu}_3\text{MF}_{12}$ ($M = \text{Zr}, \text{Hf}$) and (b) its projection onto the c -plane. CuF_6 octahedra are shaded in (b).

$\text{Cs}_2\text{Cu}_3\text{ZrF}_{12}$ is a new candidate of $S = 1/2$ KAF [9]. In this paper, we will report the magnetic properties in $\text{Cs}_2\text{Cu}_3\text{HfF}_{12}$ in addition to those in $\text{Cs}_2\text{Cu}_3\text{ZrF}_{12}$, both of which were originally synthesized by Müller *et al.* [10]. Figure 1 shows the room temperature crystal structure of $\text{Cs}_2\text{Cu}_3\text{MF}_{12}$ ($M = \text{Zr}, \text{Hf}$) and its projection onto the c -plane. These compounds are crystallized in trigonal structures (space group $R\bar{3}m$) [10]. CuF_6 octahedra are connected in the c -plane sharing corners. Magnetic Cu^{2+} ions with $S = 1/2$ form a regular Kagomé lattice in the c -plane, and all of the nearest neighbor exchange interactions are equivalent. CuF_6 octahedra are elongated along the principal axes which are almost parallel to the c -axis, so that the hole orbitals $d(x^2 - y^2)$ of Cu^{2+} spread in the Kagomé layer. Since the bond angle of superexchange $\text{Cu}^{2+} - \text{F}^- - \text{Cu}^{2+}$ in the c plane is about 140° , the nearest neighbor superexchange interaction J through F^- ion in the Kagomé layer should be antiferromagnetic and strong. The interlayer exchange interaction J' should be much smaller than J , because magnetic Cu^{2+} layers are sufficiently separated by nonmagnetic Cs^+ , Zr^{4+} (Hf^{4+}) and F^- layers. Thus, the present systems can be described as quasi-two-dimensional (2D) $S = 1/2$ KAF.

2. Experiments

$\text{Cs}_2\text{Cu}_3\text{MF}_{12}$ with $M = \text{Zr}$ and Hf crystals were synthesized according to the chemical reaction $2\text{CsF} + 3\text{CuF}_2 + \text{MF}_4 \rightarrow \text{Cs}_2\text{Cu}_3\text{MF}_{12}$. CsF , CuF_2 and ZrF_4 were dehydrated by heating in vacuum at $\sim 150^\circ\text{C}$. The materials were packed into Pt-tube in the ratio of 2 : 3 : 1. Single crystals of $\text{Cs}_2\text{Cu}_3\text{MF}_{12}$ were grown by both vertical and horizontal Bridgman methods. The temperature at the center of the furnace was set at 700°C . Transparent colorless crystals were obtained. The crystals obtained were identified to be

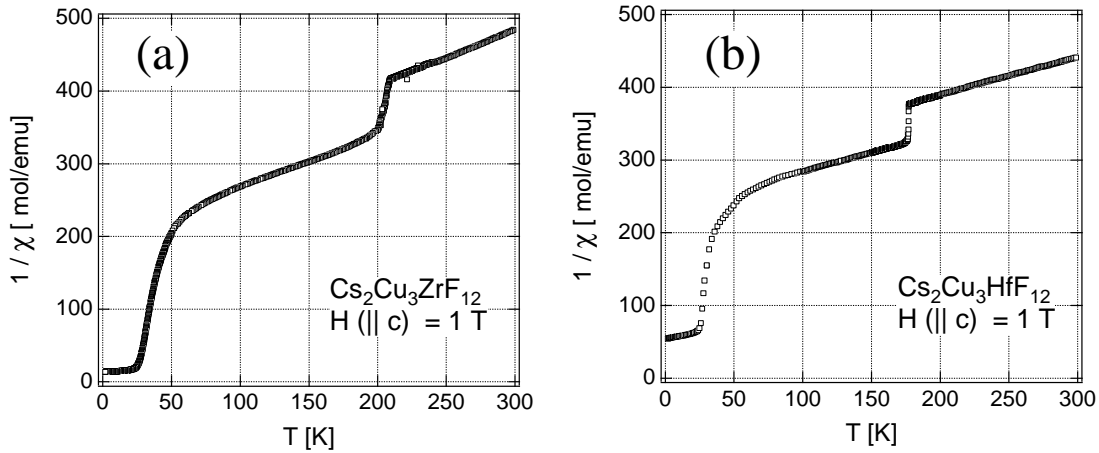


Figure 2. Temperature dependences of inverse magnetic susceptibilities in (a) $\text{Cs}_2\text{Cu}_3\text{ZrF}_{12}$ and (b) $\text{Cs}_2\text{Cu}_3\text{HfF}_{12}$ measured at $H = 0.1$ T for $H \parallel c$.

$\text{Cs}_2\text{Cu}_3\text{MF}_{12}$ by X-ray powder and single crystal diffractions. The crystals are cleaved parallel to the c -plane. Magnetization was measured down to 1.8 K in magnetic fields up to 7 T, using a SQUID magnetometer (Quantum Design MPMS XL). The specific heat was measured down to 1.8 K, using a Physical Property Measurement System (Quantum Design PPMS) by the relaxation method.

3. Results and discussion

Figure 2 shows the inverse magnetic susceptibilities of $\text{Cs}_2\text{Cu}_3\text{ZrF}_{12}$ and $\text{Cs}_2\text{Cu}_3\text{HfF}_{12}$ as functions of temperature measured for external field parallel to the c -axis. With decreasing temperature, the susceptibilities increase obeying the Curie-Weiss law with large negative Weiss constants, which is indicative of strong antiferromagnetic exchange interaction. The Weiss constants obtained for $H \parallel c$ are listed in Table 1. The susceptibilities exhibit sudden jumps at $T_t \simeq 210$ K and 175 K for $\text{Cs}_2\text{Cu}_3\text{ZrF}_{12}$ and $\text{Cs}_2\text{Cu}_3\text{HfF}_{12}$, respectively. In both systems, the phase transition at T_t has small hysteresis, which is indicative of the first order transition. The susceptibilities obey the Curie-Weiss law also below T_t . These results indicate that the phase transition at T_t is not of magnetic but of structural origin. We tried to analyze the crystal structure below T_t by X-ray diffraction but did not succeed because of multidomain structures.

With further decrease of temperature, the magnetic susceptibilities increase rapidly below 40 K for $\text{Cs}_2\text{Cu}_3\text{ZrF}_{12}$ and below 50 K for $\text{Cs}_2\text{Cu}_3\text{HfF}_{12}$. The spontaneous magnetizations were observed at $T = 1.8$ K, as listed in Table 1. The weak ferromagnetic moment for $H \parallel c$ is much smaller than that for $H \perp c$. The weak ferromagnetic moment is intrinsic to the present system, because its magnitude is strongly dependent on field direction and independent of sample. Therefore, the rapid increase in the magnetic

Table 1. Structural phase transition temperature T_t , Weiss constants Θ and spontaneous magnetization M_{sp} at 1.8 K in $\text{Cs}_2\text{Cu}_3\text{ZrF}_{12}$ and $\text{Cs}_2\text{Cu}_3\text{HfF}_{12}$, where T_t and Θ are in K units and M_{sp} is in $\mu_{\text{B}}/\text{Cu}^{2+}$ unit. Θ is obtained for $H \parallel c$.

Substance	T_t	$\Theta (> T_t)$	$\Theta (< T_t)$	$M_{\text{sp}} (H \parallel c)$	$M_{\text{sp}} (H \perp c)$
$\text{Cs}_2\text{Cu}_3\text{ZrF}_{12}$	210	-360	-300	$\simeq 0.015$	$\simeq 0.071$
$\text{Cs}_2\text{Cu}_3\text{HfF}_{12}$	175	-540	-450	$\simeq 0.006$	$\simeq 0.048$

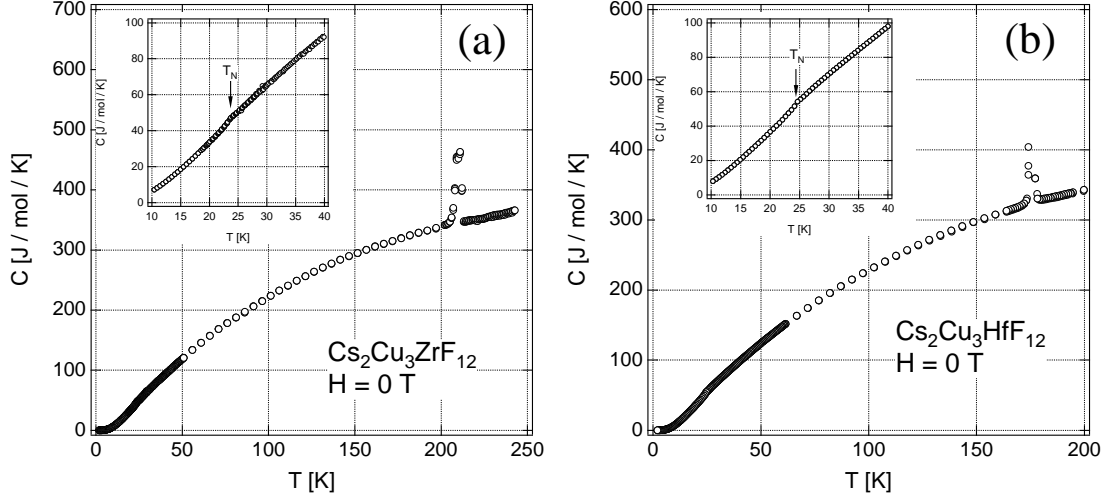


Figure 3. Temperature dependences of specific heat in (a) $\text{Cs}_2\text{Cu}_3\text{ZrF}_{12}$ and (b) $\text{Cs}_2\text{Cu}_3\text{HfF}_{12}$ measured at zero magnetic field. Insets show the enlargements of low-temperature specific heat in both systems.

susceptibility at low temperatures is originated from magnetic ordering with the weak ferromagnetic moment.

Within the mean-field theory, the Weiss constant for the Kagomé lattice is related to the nearest neighbor exchange interaction as $\Theta = -J/k_{\text{B}}$, where J is defined as $\mathcal{H} = \sum_{\langle i,j \rangle} J(\mathbf{S}_i \cdot \mathbf{S}_j)$. From the Weiss constants listed in Table 1, we obtain $J_{\text{H}}/k_{\text{B}} \simeq 360$ K and $J_{\text{L}}/k_{\text{B}} \simeq 300$ K for $\text{Cs}_2\text{Cu}_3\text{ZrF}_{12}$, and $J_{\text{H}}/k_{\text{B}} \simeq 540$ K and $J_{\text{L}}/k_{\text{B}} \simeq 450$ K for $\text{Cs}_2\text{Cu}_3\text{HfF}_{12}$, where J_{H} and J_{L} are exchange interactions above and below T_t , respectively. In both systems, the exchange interactions are antiferromagnetic and strong. This is attributed to that the hole orbitals $d(x^2 - y^2)$ of Cu^{2+} spread in the Kagomé layer, and that the bond angle $\text{Cu}^{2+} - \text{F}^- - \text{Cu}^{2+}$ of about 140° is much larger than 90° and rather close to 180° for which strong antiferromagnetic superexchange interaction can be produced [11].

Figure 3 shows the temperature dependences of total specific heat in $\text{Cs}_2\text{Cu}_3\text{ZrF}_{12}$ and $\text{Cs}_2\text{Cu}_3\text{HfF}_{12}$. Sharp peaks are observed at structural phase transition temperature $T_t \simeq 210$ K and 175 K for $\text{Cs}_2\text{Cu}_3\text{ZrF}_{12}$ and $\text{Cs}_2\text{Cu}_3\text{HfF}_{12}$, respectively. Peaks at T_t are not λ -like due to the first order transitions.

As shown in the insets of Fig. 3, the specific heat exhibits small bend anomaly

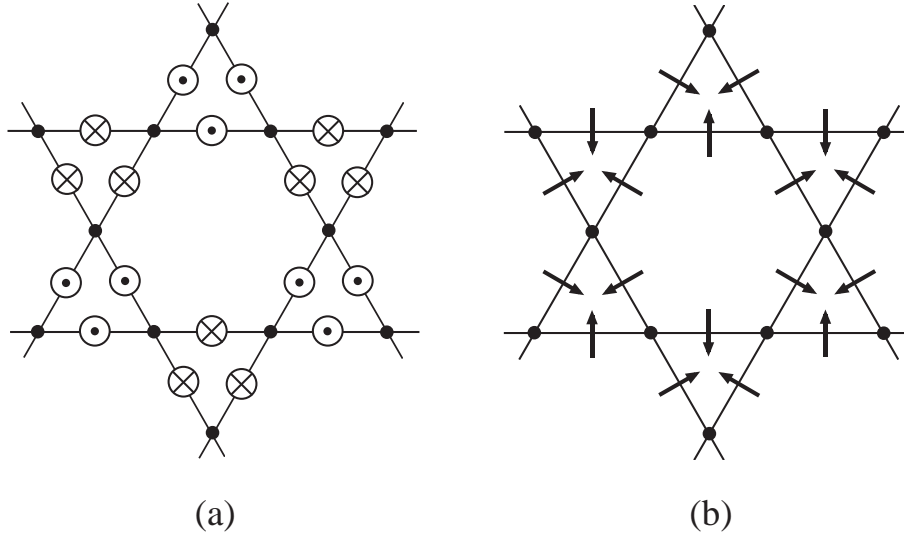


Figure 4. Arrangement of the \mathbf{D} vectors for $T > T_t$ in $\text{Cs}_2\text{Cu}_3\text{MF}_{12}$ systems, (a) the c -axis component and (b) the c -plane component.

at $T_N = 23.5$ K and 24.5 K for $\text{Cs}_2\text{Cu}_3\text{ZrF}_{12}$ and $\text{Cs}_2\text{Cu}_3\text{HfF}_{12}$, respectively. This anomaly is different from λ -like and cusplike anomalies which are characteristic of the phase transition of the second order. The small specific heat anomaly is indicative of small change in the entropy at T_N . T_N increases with increasing applied field, e.g., for $\text{Cs}_2\text{Cu}_3\text{HfF}_{12}$, $T_N = 28.8$ K at $H = 9$ T. At present, the spin structure below T_N is unclear. The ratio of $|\Theta|$ to T_N is approximately 10 for both systems. The large $|\Theta|/T_N$ value implies the good two-dimensionality and the strong frustration in the present systems.

Next, we discuss the origin of the weak ferromagnetic moment. There is no inversion center at the middle point of two neighboring magnetic ions in the Kagomé lattice. This situation differs from that in the triangular lattice. Thus, in general, the antisymmetric interaction of the Dzyaloshinsky-Moriya (DM) type, $\mathcal{H}_{\text{DM}} = \sum_{\langle i,j \rangle} \mathbf{D}_{ij} \cdot [\mathbf{S}_i \times \mathbf{S}_j]$, is allowed. For the high symmetric crystal structure above T_t in which the regular Kagomé lattice is realized, there are mirror planes that are parallel to the c -axis, cross the middle points of neighboring Cu^{2+} ions and are perpendicular to the lines connecting these ions. Therefore, the \mathbf{D} vectors should be parallel to the mirror planes. Since there are two-fold screw axes along the $[1, 0, 0]$, $[0, 1, 0]$ and $[1, 1, 0]$ directions, the \mathbf{D} vectors become antiparallel along these directions. Thus, arrangement of the \mathbf{D} vectors should be as shown in Fig. 4. In this case, if the Néel ordering occurs, the DM interaction acts to stabilize the so-called $q = 0$ structure and also gives rise to the weak ferromagnetic moment due to the canting of ordered moments. If the ground state is spin liquid as RVB state, the DM interaction acts to mix the excited triplet state into the ground singlet state, which leads to the magnetic ground state with finite susceptibility. Although the details of the crystal structure below T_t is not clear at present, we infer that the weak ferromagnetic moment observed below T_N is attributed to the DM interaction,

because the low-temperature crystal structure is expected to be closely related to the high-temperature crystal structure.

4. Conclusion

We have presented the results of magnetization and specific heat measurements on the single crystals of $Cs_2Cu_3ZrF_{12}$ and $Cs_2Cu_3HfF_{12}$ which are described as quasi-2D $S = 1/2$ Kagomé antiferromagnet. Both systems undergo structural phase transitions at $T_t \simeq 210$ K and 175 K, respectively. Magnetic orderings accompanied with the weak ferromagnetic moment occur at $T_N = 23.5$ K and 24.5 K for $Cs_2Cu_3ZrF_{12}$ and $Cs_2Cu_3HfF_{12}$, respectively. At present, the spin structure in the ground state is not clear. The Dzyaloshinsky-Moriya interaction that is generally allowed in the Kagomé lattice should be responsible for the weak ferromagnetic moment. For further discussion on the magnetic ground state, we need detailed data of the crystal structure below T_t . The present systems are characterized as the $S = 1/2$ Kagomé antiferromagnet with strong exchange interactions, $J/k_B = 360 \sim 540$ K. Therefore, novel magnetic excitations predicted by recent theory [3, 4, 5] may be examined by neutron inelastic scattering just above T_t where the regular Kagomé lattice is realized.

Acknowledgments

The authors would like to thank I. Yamada for useful suggestion on the sample preparation. This work was supported by a Grant-in-Aid for Scientific Research and the 21st Century COE Program at Tokyo Tech “Nanometer-Scale Quantum Physics”, both from the Ministry of Education, Culture, Sports, Science and Technology of Japan.

References

- [1] Collins M F and Petrenko O A 1997 *Can. J. Phys.* **75** 605
- [2] Harrison A 2004 *J. Phys.: Condens. Matter* **16** S553
- [3] Lecheminant P, Bernu B, Lhuillier C, Pierre L and Sindzingre P 1997 *Phys. Rev. B* **56** 2521
- [4] Waldtmann Ch *et al.* 1998 *Eur. Phys. J. B* **2** 501
- [5] Mambrini M and Mila F 2000 *Eur. Phys. J. B* **17** 651
- [6] Hiroi Z *et al.* 2001 *J. Phys. Soc. Jpn.* **70** 3377
- [7] Rogado N *et al.* 2003 *J. Phys.: Condens. Matter* **15** 907
- [8] Narumi Y *et al.* 2004 *Eur. Phys. Lett.* **65** 705
- [9] Suto T, Ono T, Tanaka H and Uekusa H 2005 *Prog. Theor. Phys. Suppl.* **159** 67
- [10] Müller M and Müller B G 1995 *Z. Anorg. Allg. Chem.* **621** 993
- [11] Kanamori J 1959 *J. Phys. Chem. Solids* **10** 87