

Analytical calculation of neighborhood order probabilities for high dimensional Poissonic processes and mean field models

César Augusto Sangaletti Terçariol^{1,2}, Felipe de Mouta Kiipper² and Alexandre Souto Martinez²

¹ Centro Universitário Barão de Mauá
Rua Ramos de Azevedo, 423
14090-180, Ribeirão Preto, SP, Brazil

² Faculdade de Filosofia, Ciências e Letras de Ribeirão Preto,
Universidade de São Paulo
Avenida Bandeirantes, 3900
14040-901, Ribeirão Preto, SP, Brazil.

E-mail: cesartercariol@gmail.com, fekiipper@yahoo.com,
asmartinez@ffclrp.usp.br

Abstract. Consider that the coordinates of N points are randomly generated along the edges of a d -dimensional hypercube (random point problem). The probability that an arbitrary point is the m th nearest neighbor to its own n th nearest neighbor (Cox probabilities) plays an important role in spatial statistics. Also, it has been useful in the description of physical processes in disordered media. Here we propose a simpler derivation of Cox probabilities, where we stress the role played by the system dimensionality d . In the limit $d \rightarrow \infty$, the distances between pair of points become independent (random link model) and closed analytical forms for the neighborhood probabilities are obtained both for the thermodynamic limit and finite-size system. Breaking the distance symmetry constraint drives us to the random map model, for which the Cox probabilities are obtained for two cases: whether a point is its own nearest neighbor or not.

PACS numbers: 05.90.+m, 02.50.Ey

Keywords: disordered media, random point problem, random link model, random map model, neighborhood order probabilities, spatial statistics

Submitted to: *J. Phys. A: Math. Gen.*

1. Introduction

Consider N points independent and uniformly distributed along the edges of a d -dimensional hypercube. The determination of the distance and neighborhood statistics between any pair of points is known as the *random point problem* (RPP). This is a standard approach to construct disordered (random) media.

Due to boundary effects and triangular restrictions, the distances between any pair of points are not all independent random variables. For fixed N in the RPP, as the system dimensionality d increases, the boundary effects become more and more pronounced and the distances between pair of points become less and less correlated. One can minimize boundary effects considering periodic boundary condition, and in the limit $d \rightarrow \infty$ all the two-point distances are independent and identically distributed (i.i.d.) random variables. This is the *random link (distance) model* (RLM) [1], which is a mean field description of the RPP.

In the RLM, there exist two Euclidean constraints: (i) the distance from a point to itself is always null ($D_{ii} = 0$, for all i) and (ii) the forward and backward distances are equal ($D_{ij} = D_{ji}$, for all i, j). The second constraint imposes serious numerical difficulties and an efficient numerical implementation for the RLM is given in Ref. [2]. If the distance symmetry constraint is broken, the model becomes the *random map model* (RMM) [3, 4]. In this latter model, a point can be whether its own nearest neighbor ($D_{ii} = 0$) or not ($D_{ii} \neq 0$). The latter is the mean field approximation for Kauffman automata [5].

Both, the RPP and RLM have been very fruitful in the determination of numerical and analytical results in several interesting systems. Applications range from statistics on the optimal trajectories in the context of traveling salesman problem on a random set of cities [6, 7, 8, 9, 10], passing by frustrated dimerization optimization modeled by the minimum matching problem [11, 12] (or equivalently spin-glasses [11]), and going to partial self-avoiding deterministic tourist walk [13, 14, 15, 16] and its random version [17, 18]. Partial self-avoiding walks have been our main motivation to address the RPP and its mean field models. Although the distance distribution as a function of the dimensionality d plays an important role in the random tourist version, in the deterministic case one is mainly interested on the neighborhood ranking of random points.

As pointed above, boundary effects are important as the dimensionality of the system increases. The points get closer to the surface and to capture the bulk effect, one must increase N . In certain systems it may be difficult to have such large N values and it would be suitable to have analytical expressions for finite N , for instance, to test reliability of numerical codes or to develop new statistical tests.

Here we focus on the distribution of neighborhood ranks. The probability that an arbitrary point is the m th nearest neighbor of its own n th nearest neighbor in the RPP has attracted attention of researchers since the seminal studies of Clark and Evans [19] and Clark [20]. They devised the term reflexive neighbors for the case $m = n$

and their calculated reflexive neighborhood probability ranking has been corrected by Dacey ($m > 1$) and then generalized (for $m \neq n$) by Cox [21], which we call the *Cox probabilities*.

In this paper, in Sec. 2 we obtain the Cox probabilities using only Poisson distribution instead of the various distinct distributions used in the original paper [21]. As in Cox calculation, we write the probabilities in the thermodynamic limit $N \rightarrow \infty$. Unlike Cox, we write them in terms of known functions (rather than in terms of an integral). In Sec. 3, the use of known special functions allows us to take the high dimensionality limit, which leads to the RLM neighborhood probability. Using the same arguments to obtain Cox probabilities, we are able to obtain neighborhood probability for finite-size RLM systems. Finally, in Sec 4 we explicitly write the Cox probabilities for the two considered case of the RMM. After the concluding remarks (5), the discrete probability distributions used are briefly reviewed to set up notation in the Appendix. All analytical results have been compared and validated by numerical Monte Carlo simulations.

2. Alternative Derivation of Cox Probabilities

This alternative derivation of Cox formula is simpler than the original paper, since it uses only the Poisson distribution, rather than the Poisson, binomial and gamma distributions as in the original paper.

In a d -dimensional Poissonic medium with an mean density of λ_d points per unitary volume, the probability that a volume V_d (with an arbitrary shape, even with disconnected parts) contains k points is given by the Poisson distribution $\text{pois}(k) = \mu^k e^{-\mu} / k!$, where $k = 0, 1, 2, \dots, \infty$ and $\mu = \langle k \rangle = \lambda_d V_d$ is the expected number of points inside the volume V_d . Notice that the thermodynamic limit is taken letting k freely vary and that the only parameter of this distribution is μ (the medium dimensionality d is not a relevant quantity).

Let I and J be two points of a d -dimensional Poissonic medium separated by a distance r . The volume $V_d(r)$ of the hypersphere of radius r centered in I (thus, which pass through J) is $V_d(r) = \pi^{d/2} r^d / \Gamma(d/2 + 1) = \pi^{(d-1)/2} r^d B[1/2, (d+1)/2] / \Gamma[(d+1)/2]$, where $\Gamma(z) = \int_0^\infty dt t^{z-1} e^{-t} = (z-1)!$ is the *gamma function* [22] and $B(a, b) = B(b, a) = \int_0^1 dt t^{a-1} (1-t)^{b-1} = \Gamma(a)\Gamma(b) / \Gamma(a+b)$ is the *beta function* [22]. While the former generalizes the factorial the latter is a generalization of the inverse of Newton binomial. Obviously the volume of the hypersphere centered in J passing through I is also $V_d(r)$. Fig. 1 shows the case $d = 2$.

The volume $V_{\cap, d}(r)$ of the intersection of these two hyperspheres is $V_{\cap, d}(r) = \{\pi^{(d-1)/2} r^d / \Gamma[(d+1)/2]\} \int_{1/4}^1 dt t^{-1/2} (1-t)^{(d-1)/2}$. The relative volume of a crescent (compared to one hypersphere) is $p_d = [V_d(r) - V_{\cap, d}(r)] / V_d(r) = \int_0^{1/4} dt t^{-1/2} (1-t)^{(d-1)/2} / B[1/2, (d+1)/2]$ or:

$$p_d = I_{1/4} \left(\frac{1}{2}, \frac{d+1}{2} \right) \quad (1)$$

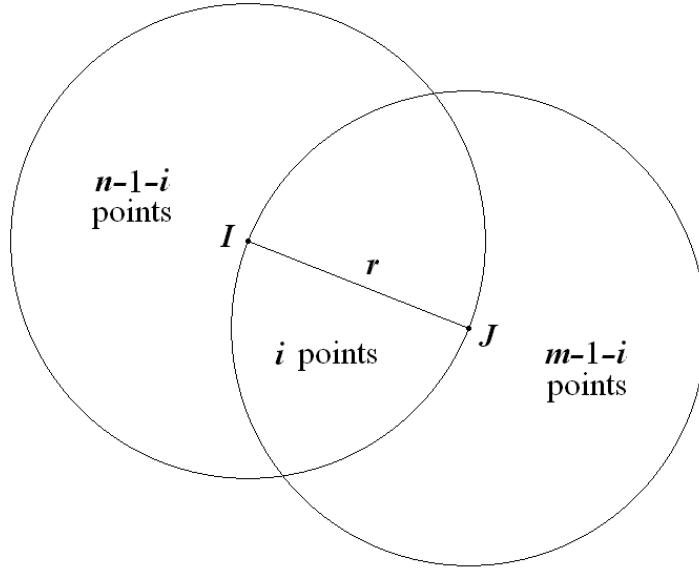


Figure 1. Two-dimensional poissonic process. The circles centered in the points I and J have surface $V_2 = \pi r^2$ and the intersection has an area $V_{\cap,2} = V_2(1 - p_2) = (2\pi/3 - \sqrt{3}/2)r^2$. There are i points in the intersection of the V_2 surfaces and in the I and J crescents there are $n - 1 - i$ and $m - 1 - i$ points, respectively.

where $I_z(a, b) = \int_0^z dt t^{a-1}(1-t)^{b-1}/B(a, b)$ with $\text{Re}(a) > 0$, $\text{Re}(b) > 0$ is the *normalized incomplete beta function* [22]. Notice that p_d depends exclusively on the dimensionality d and does not depend on the hypersphere radius r .

It is interesting to mention that p_d plays an important role in the parametrization of the deterministic tourist walk problem [15, 16]. It can be generalized to an arbitrary distance $D_{I,J} = rx$ between the points I and J , with x ranging from 0 to 2 (from concentric hyperspheres to disjointed ones). In this case, one has $p_d(x) = I_{(x/2)^2}[1/2, (d+1)/2]$, with $p_d(1) = p_d$, which has allowed us to tackle analytically the random tourist walk problems [17, 18].

The following conditions must hold for I be the m th nearest neighbor of J and J be the n th nearest neighbor of I :

- (i) there must exist i points inside the intersection of the hyperspheres, with i ranging from 0 to $\min(m-1, n-1)$, the expected number of points is $\mu(1 - p_d)$,
- (ii) there must exist $m - 1 - i$ points inside the crescent of J , the expected number of points is μp_d ,
- (iii) there must exist $n - 1 - i$ points inside the crescent of I , the expected number of points is also μp_d ,
- (iv) the distance r between I and J may assume any value in the interval $[0, \infty)$, allowing the volume $A_d(r)$ and expected number of points $\mu = \lambda A$ inside it also vary from 0 to ∞ (continuous value).

Taking these conditions altogether, one obtains the following expression for the probability $P_{m,n}^{(d)} = P_{n,m}^{(d)}$:

$$P_{m,n}^{(d)} = \int_0^\infty d\mu \sum_{i=0}^{\min(m-1, n-1)} \frac{[\mu(1-p_d)]^i e^{-\mu(1-p_d)}}{i!} \cdot \frac{(\mu p_d)^{m-1-i} e^{-\mu p_d}}{(m-1-i)!} \cdot \frac{(\mu p_d)^{n-1-i} e^{-\mu p_d}}{(n-1-i)!}.$$

Collecting the factors which do not depend on μ , the integral can be written in terms of the gamma function: $\int_0^\infty d\mu \mu^{m+n-2-i} e^{-\mu(1+p)} = \Gamma(m+n-1-i)/(1+p)^{m+n-1-i}$ and one obtains the original form of Cox probabilities:

$$P_{m,n}^{(d)} = \sum_{i=0}^{\min(m-1, n-1)} \frac{(m+n-2-i)!}{i!(m-1-i)!(n-1-i)!} \frac{(1-p_d)^i p_d^{m+n-2-2i}}{(1+p_d)^{m+n-1-i}} \quad (2)$$

with $m = 1, 2, \dots, \infty$ and $n = 1, 2, \dots, \infty$. Letting i vary from 1 to $\min(m, n)$ and rearranging the terms, the summed expression may be identified with the multinomial distribution.

$$\frac{P_{m,n}^{(d)}}{P_{1,1}^{(d)}} = \sum_{i=1}^{\min(m,n)} \text{mult} \left(i-1, m-i, n-i; \frac{1-p_d}{1+p_d}, \frac{p_d}{1+p_d}, \frac{p_d}{1+p_d} \right) \quad (3)$$

$$P_{1,1}^{(d)} = \frac{1}{1+p_d}, \quad (4)$$

where $P_{1,1}^{(d)}$ is the couple density (mutually nearest neighbors) and $\text{mult}(n_a, n_b, n_c; p_a, p_b, p_c)$ is the multinomial distribution (Eq. 16).

Notice that the Cox probability distribution is not a joint distribution. The summation $\sum_{m,n} P_{m,n}^{(d)}$ diverges since for each neighborhood degree m it must be normalized $\sum_n P_{m,n}^{(d)} = 1$ and one obtains the mean $\langle n \rangle = m + p_d$ and the variance $\langle n^2 \rangle - \langle n \rangle^2 = (2m + p_d - 1)p_d$. The system dimensionality d is the bare parameter that emerges from the medium while the considered neighborhood order m is fixed according to the convenience.

For future reference, let us rewrite Eq. 2 close to its original form:

$$P_{m,n}^{(d)} = \frac{1}{1-p_d} \left(\frac{p_d}{1+p_d} \right)^{m+n} \sum_{i=0}^{\min\{m-1, n-1\}} \frac{[(1-p_d^2)/p_d^2]^{i+1} (m+n-i-2)!}{(m-i-1)!(n-i-1)!i!} = \frac{(p_d^{-1} + 1)^{-(m+n)}}{1-p_d} \sum_{i=1}^{\min\{m,n\}} \frac{(p_d^{-2} - 1)^i B(m+n-2i, 2)}{B(m+n-2i, i)B(m-i+1, n-i+1)}. \quad (5)$$

Numerical values of Eqs. 1 and 2 are shown in Table 1.

3. Random Link Model and High Dimensionality Probabilities

The high dimensionality can be obtained directly from Cox probabilities. It is interesting to point out the emergence of a characteristic dimensionality $d_0 = 8$ from the calculation. In this procedure, one can easily obtain the first order correction from the random link model neighborhood probabilities. Next we recall that we are considering the thermodynamic limit and give a geometrical interpretation for the random link expression, which corresponds to all the points being on the surface of the volume V_d . In the following we correct the random link model neighborhood probabilities to finite systems.

3.1. Thermodynamic Limit

Let us consider the high dimensionality situation ($d \gg 1$). This corresponds to take $b = (d + 1)/2 \gg a = 1/2$ in Eq. 1. Since $b \gg a$, the approximation $B(a, b) \approx \Gamma(a)/b^a$ can be used for $I_z(a, b) \approx b^a/\Gamma(a) \int_0^z dt t^{a-1}(1-t)^b$. Once $t \leq z = 1/4$ implies $t \ll 1$, the approximation $(1-t)^b = e^{b \ln(1-t)} \approx e^{-bt}$ yields $I_z(a, b) \approx \gamma(a, bz)/\Gamma(a)$, where $\gamma(a, b) = \int_0^b dt t^{a-1}e^{-t}$ is the *non-normalized incomplete gama function* [22], which presents the following property $\gamma(1/2, x) = 2 \int_0^{\sqrt{x}} dt e^{-t^2} = \sqrt{\pi} \text{erf}(\sqrt{x})$ with the *error function* [22] defined by: $\text{erf}(z) = (2/\sqrt{\pi}) \int_0^z dt e^{-t^2}$ which monotonly increases from $\text{erf}(0) = 0$ to $\text{erf}(\infty) = 1$. Since $a = 1/2$, the following property [22] can be used: $I_z(a, b) \approx \gamma(1/2, bz)/\Gamma(1/2) = \text{erf}(\sqrt{bz})$ and Eq. 1 can be re-written as:

$$p_d \approx \text{erf} \left(\sqrt{\frac{d}{8}} \right). \quad (6)$$

where a characteristic dimensionality $d_0 = 8$ naturally emerges from the analysis.

The *complementar error function* is defined by $\text{erfc}(z) = (2/\sqrt{\pi}) \int_z^\infty dt e^{-t^2} = 1 - \text{erf}(z)$. For $|z| \gg 1$, its Taylor series is useful: $\text{erfc}(z) = e^{-z^2}/(z\sqrt{\pi})(1 - z^2/2 + \dots)$. A further approximation can be performed noticing that $\text{erfc}(z) = 1 - \text{erf}(z)$, so that for $|z| \gg 1$, it can be written as [22]:

$$p_d \approx 1 - \text{erfc} \left(\sqrt{\frac{d}{8}} \right) \approx 1 - \alpha_d, \quad (7)$$

with

$$\alpha_d = \frac{1}{\sqrt{\pi}} \frac{e^{-d/8}}{\sqrt{d/8}} \left(1 - \frac{4}{d} + \dots \right). \quad (8)$$

Using: $1 - p_d = \alpha_d$, $p_d^{-1} + 1 = 2$ and $p_d^{-2} - 1 = 2\alpha_d$ in Eq. 5, Cox probabilities are written as a power series in α_d for high dimensional systems:

$$P_{m,n}^{(d \gg 1)} = P_{m,n}^{(rl)} + \frac{2^{2-(m+n)}}{B(m-1, n-1)} \alpha_d + \dots, \quad (9)$$

where in the random link approximation ($d \rightarrow \infty$) this probability is:

$$\begin{aligned} \frac{P_{m,n}^{(rl)}}{P_{1,1}^{(rl)}} &= \frac{1}{2^{m+n}} \frac{\Gamma(m+n-1)}{\Gamma(m)\Gamma(n)} = \frac{2^{-(m+n)}}{(m+n-1)B(m,n)} \\ &= \text{bin} \left(m-1, n-1, \frac{1}{2}, \frac{1}{2} \right) \end{aligned} \quad (10)$$

$$P_{1,1}^{(rl)} = \frac{1}{2}, \quad (11)$$

where $P_{1,1}^{(rl)}$ is the couple density and $\text{bin}(n_a, n_b; p_a, p_b)$ is the binomial distribution given by Eq. 17. Simple expressions can be obtained such as: $P_{1,n}^{(rl)} = 1/2^n$, $P_{2,n}^{(rl)} = n/2^{n+1}$.

In the high dimensionality limit $d \rightarrow \infty$, the relative volume of the crescent (Eq. 1) tends to 1 ($p_d \rightarrow 1$) and the expected number of points $\mu(1-p_d)$ inside the intersection vanishes. This is easily seen if one considers a hypersphere of radius r inside in a hypercube of edge $2r$, as the dimensionality increases the hypersphere volume decreases relatively to the hypercube and difference of volumes increases meaning that all the points lie on the external volume to the hypersphere [23].

Since $\lim_{p_d \rightarrow 1} [(1-p_d)/(1+p_d)]^i = \delta_{i,0}$, where $\delta_{i,j}$ is the Kronecker delta, the multinomial distribution in Eq. 3 becomes the binomial distribution of Eq. 10.

The numerical values relative to the high dimensionality cases are shown in Table 1.

d	p_d	$P_{1,1}^{(d)}$	$P_{1,2}^{(d)}$	$P_{2,2}^{(d)}$
0	1/3	3/4	3/16	15/32
1	1/2	2/3	2/9	10/27
2	$\frac{2\pi+3\sqrt{3}}{6\pi}$	$\frac{6\pi}{8\pi+3\sqrt{3}}$	$\frac{6\pi(2\pi+3\sqrt{3})}{(8\pi+3\sqrt{3})^2}$	$\frac{6\pi(40\pi^2+12\sqrt{3}\pi+27)}{(8\pi+3\sqrt{3})^3}$
3	11/16	16/27	176/729	6032/19683
\vdots		\vdots	\vdots	\vdots
$\gg 1$	$1 - \alpha_d$	$(1+p_d)^{-1}$	$p_d(1+p_d)^{-2}$	$(1+p_d^2)(1+p_d)^{-3}$
∞ (rl)	1	1/2	1/4	1/4

Table 1. Some values of neighborhood probability. For low dimensionalities, one uses Eq. 2. An interesting limiting case is $d = 0$, which yields: $p_0 = \int_0^{1/4} dt / [\pi\sqrt{t(1-t)}] = 1/3$. For $d \gg 1$, one uses Eq. 7 and for the random link model $d \rightarrow \infty$, one uses Eq. 10.

3.2. Finite Size System

The RPP high dimensional limit $d \rightarrow \infty$ corresponds to the RLM, where all distances become i.i.d. random variables. Since Euclidean distances are only a means to obtain the ranking neighborhood probabilities, it is independent of particular choice for the distance probability distribution function (pdf) [16]. For simplicity, we will consider uniform deviates in the interval $[0, 1]$ for the distances among the N points.

As before, let I be the m th nearest neighbor of J and J be the n th nearest neighbor of I . Thus, the following conditions hold:

- (i) the distance x from I to J may assume any value in the interval $[0, 1]$,
- (ii) the distances from J to each of its $m - 1$ nearest neighbors must be less than x and
- (iii) the distances from J to each of its $N - m - 1$ farthest neighbors must be greater than x , as well as
- (iv) the distances from I to each of its $n - 1$ nearest neighbors must be less than x and
- (v) the distances from I to each of its $N - n - 1$ farthest neighbors must be greater than x .

Figure 2 illustrates the situation.

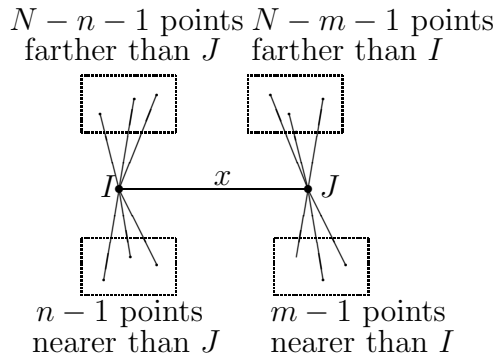


Figure 2. Schematic illustration of the points I and J and their neighbors in a N -point random link model.

It also must be noticed that:

- (i) choosing an arbitrary point I , its m th nearest neighbor is automatically set, and there is $N - 1$ possibilities for this,
- (ii) it must be counted all possible combinations in distributing the $N - 2$ neighbors of J between the $m - 1$ nearest and the $N - m - 1$ farthest than J ,
- (iii) the same counting must be done for the $N - 2$ neighbors of I .

Combining these three countings and those five distance restrictions, one has:

$$P_{m,n}^{(rl,N)} = \frac{(N-1)[(N-2)!]^2}{(m-1)!(N-m-1)!(n-1)!(N-n-1)!} \cdot \int_0^1 dx \left[\int_0^x dy \right]^{m+n-2} \cdot \left[\int_x^1 dy \right]^{2N-m-n-2}$$

Since: $\int_0^1 dx x^{m+n-2}(1-x)^{2N-m-n-2} = B(m+n-1, 2N-m-n-1) = (m+n-2)!(2N-m-n-2)!/[(2N-3)(2N-4)!]$ then:

$$\frac{P_{m,n}^{(rl,N)}}{P_{1,1}^{(rl,N)}} = \text{hypg}(N-2, N-2; m-1, n-1) \quad (12)$$

$$P_{1,1}^{(rl,N)} = \frac{N-1}{2N-3}, \quad (13)$$

with $m = 1, 2, 3, \dots, N - 1$ and $n = 1, 2, 3, \dots, N - 1$.

Here one sees the emergence of hypergeometric distribution (Eq. 19) and of the couple density $P_{1,1}^{(r,l,N)}$. These equations (Eqs. 12 and 13) reduce to Eqs. 10 and 11 as $N \gg 1$.

Fig. 3 shows $P_{m,n}^{(r,l,N)}$ as a function of n in a 10-point RLM. Notice that each curve reaches its maximum at the reflexive case $m = n$ and that they are symmetric with respect to $N/2$.

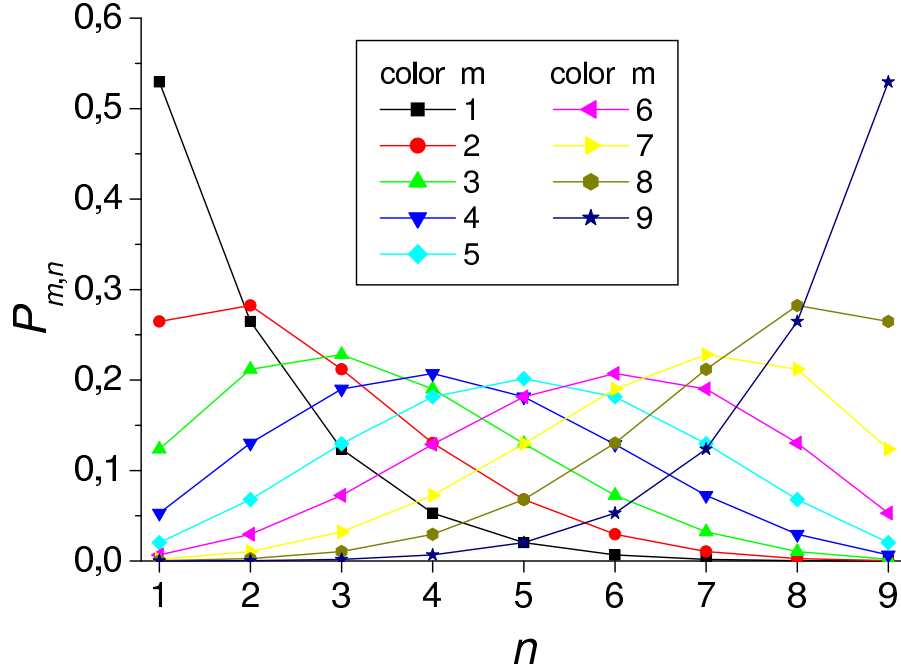


Figure 3. Neighborhood probabilities in a 10-point RLM. The distributions are discrete and the lines are only a guide to the eyes.

4. Random Map Model

Breaking the distance symmetry constraint $D_{i,j} = D_{j,i}$ in the RLM leads to the RMM. The RMM is the mean field approximation to several problems and analytical results may be obtained. Also, Cox probabilities can be obtained for the RMM.

In the case which the constraint $D_{i,i} = 0, \forall i$ is preserved, if an arbitrary point I is chosen, its m th neighbor J is automatically set, but the n th neighbor of J is equally probable to be anyone of the other $N - 1$ points, since the distances are totally independent. Thus, the probability $P_{m,n}^{(rm)}$ that the point I is the n th neighbor of its m th neighbor is simply:

$$P_{m,n}^{(rm)} = \frac{1}{N-1}, \quad (14)$$

where $m = 1, 2, \dots, N - 1$ and $n = 1, 2, \dots, N - 1$.

On the other hand, in the case which $D_{i,i} \neq 0$ is allowed, the probability $P_{m,n}^{(rm)}$ is twice as large for reflexive neighbors than for non-reflexive ones, because now one must

consider that every point is always its own m th nearest neighbor, for some m .

$$P_{m,n}^{(rm)} = \frac{1 + \delta_{m,n}}{N + 1}, \quad (15)$$

where $\delta_{m,n}$ is the Kronecker delta, $m = 1, 2, \dots, N$ and $n = 1, 2, \dots, N$.

Notice that in the thermodynamic limit $N \gg 1$, these cases are still distinguishable due to the presence of the factor 2 for the reflexive neighbors.

5. Conclusion

Using only Poisson distribution, Cox probabilities have been obtained through a simple derivation and they have been identified with the multinomial distribution. Writing the dimensionality parameter p_d in terms of the normalized incomplete beta function allowed us to obtain the high dimensional approximation for the neighborhood probabilities in Poissonic processes (RPP, for instance) and a characteristic dimensionality $d_0 = 8$ has arisen naturally.

Using the same line of reasoning, the neighborhood probabilities have been obtained for RLM finite size systems. In this case the probabilities have been identified with the hypergeometric distribution. Also, simple expressions have been obtained for the RMM.

Up to now, we are devoting efforts to try to obtain the neighborhood probabilities for finite-size and low-dimensionality systems.

Acknowledgments

The authors thank the discussions with R. S. González and U. P. C. Neves. ASM acknowledges the support from the Brazilian agencies CNPq (305527/2004-5) and FAPESP (2005/02408-0).

Appendix: Some Discrete Statistical Distributions

In the following we briefly review some discrete distributions used here.

1.1. Infinite Population

Let us first consider infinite populations.

1.1.1. Multinomial Distribution Consider an infinite population whose objects can be classified according to m distinct types, which occur with probabilities p_1, p_2, \dots, p_m , such that $\sum_{i=1}^m p_i = 1$. The probability that a uniform random sample has n_1 objects of type 1, n_2 objects of type 2 and so on is given by the *multinomial distribution*:

$$\text{mult}(n_1, n_2, \dots, n_m; p_1, p_2, \dots, p_m) = \frac{n! p_1^{n_1} p_2^{n_2} \cdots p_m^{n_m}}{n_1! n_2! \cdots n_m!}, \quad (16)$$

where $n = n_1 + n_2 + \cdots + n_m$ is the sample size.

1.1.2. Binomial Distribution If the infinite population has only two distinct types of objects (usually referred as success and failure), the multinomial distribution becomes the *binomial distribution*:

$$\text{bin}(n_1, n_2; p_1, p_2) = \frac{n! p_1^{n_1} p_2^{n_2}}{n_1! n_2!} = \binom{n}{n_1} p_1^{n_1} (1 - p_1)^{n - n_1}, \quad (17)$$

where $n = n_1 + n_2$ and $p_2 = 1 - p_1$.

1.1.3. Poisson Distribution If $n \rightarrow \infty$ and $p_1 \rightarrow 0$ such that the average $\mu = np_1$ remains finite, the binomial distribution becomes the *Poisson distribution*:

$$\text{pois}(n_1) = \frac{\mu^{n_1} e^{-\mu}}{n_1!}, \quad (18)$$

where the only distribution parameter is the average $\mu = \langle n_1 \rangle$.

1.2. Finite Population

Consider a finite population with N objects, such as N_1 objects are of type 1 and the reminding $N_2 = N - N_1$ objects are of type 2. The probability that a uniform random sample, drawn without reposition, has n_1 objects of type 1, n_2 objects of type 2 and so on is given by the *hypergeometric distribution*:

$$\text{hypg}(N_1, N_2; n_1, n_2) = \frac{\binom{N_1}{n_1} \binom{N_2}{n_2}}{\binom{N}{n}}, \quad (19)$$

where $n = n_1 + n_2$ is the sample size. In the limit $N_1 \rightarrow \infty$ and $N_2 \rightarrow \infty$, with the probabilities $p_1 = N_1/N$ and $p_2 = N_2/N$ kept fixed, the hypergeometric distribution becomes the binomial one.

References

- [1] M. Mézard and G. Parisi. Mean-field equations for the matching and travelling salesman problem. *Europhys. Lett.*, 2(12):913–918, December 1986.
- [2] C. A. S. Terçariol and A. S. Martinez. An efficient algorithm to generate random uncorrelated euclidean diastances: The random link model. *Braz. J. Phys.*, 36:232–236, March 2006.
- [3] B. Harris. Probability-distributions related to random mappings. *Ann. Math. Stat.*, 31(4):1045–1062, 1960.
- [4] B. Derrida and H. Flyvbjerg. The random map model - a disordered model with deterministic dynamics. *J. Phys. (Paris)*, 48(6):971–978, June 1987.
- [5] S. A. Kauffman. Metabolic stability and epigenesis in randomly constructed genetic nets. *J. Teor. Biol.*, 22:437, 1969.
- [6] A. G. Percus and O. C. Martin. Finite size and dimensional dependence in the Euclidean travelling salesman problem. *Phys. Rev. Lett.*, 76(8):1188–1191, February 1996.
- [7] N. J. Cerf, J. H. B. de Monvel, O. Bohigas, O. C. Martin, and A. G. Percus. The random link approximation for the Euclidean travelling salesman problem. *J. Phys. I (France)*, 7:117–136, January 1997.

- [8] A. G. Percus and O. C. Martin. The stochastic traveling salesman problem: finite size scaling and the cavity prediction. *J. Stat. Phys.*, 94(5-6):739–758, March 1999.
- [9] D. Aldous and A. G. Percus. Scaling and universality in continuous length combinatorial optimization. *Proc. Nat. Acad. Sci. USA*, 100(20):11211–11215, September 2003.
- [10] D. J. Aldous. Percolation-like scaling exponents for minimal paths and trees in stochastic mean field model. *Proc. R. Soc. A*, 461:825–838, January 2005.
- [11] J. H. B. de Monvel and O. C. Martin. Mean field and corrections for the Euclidean minimum matching problem. *Phys. Rev. Lett.*, 79(1):167–170, July 1997.
- [12] J. Houdayer, J. H. B. de Monvel, and O. C. Martin. Comparing mean field and Euclidean matching problems. *Eur. Phys. J. B*, 6:383–393, 1998.
- [13] G. F. Lima, A. S. Martinez, and O. Kinouchi. Deterministic walks in random media. *Phys. Rev. Lett.*, 87(1):010603, June 2001.
- [14] H. E. Stanley and S. V. Buldyrev. Statistical physics - the salesman and the tourist. *Nature (London)*, 413(6854):373–374, 27 September 2001.
- [15] O. Kinouchi, A. S. Martinez, G. F. Lima, G. M. Lourenço, and S. Risau-Gusman. Deterministic walks in random networks: an application to thesaurus graphs. *Physica A*, 315(3/4):665–676, December 2002.
- [16] C. A. S. Terçariol and A. S. Martinez. Analytical results for the statistical distribution related to memoryless deterministic tourist walk: Dimensionality effect and mean field models. *Phys. Rev. E*, 72:021103, August 2005.
- [17] S. Risau-Gusman, A. S. Martinez, and O. Kinouchi. Escaping from cycles through a glass transition. *Phys. Rev. E*, 68:Art. No. 016104 Part 2, July 2003.
- [18] A. S. Martinez, O. Kinouchi, and S. Risau-Gusman. Exploratory behavior, trap models and glass transitions. *Phys. Rev. E*, 69:Art. No. 017101 Part 2, January 2004.
- [19] P. J. Clark and F. C. Evans. On some aspects of spatial pattern in biological populations. *Science*, 121:397–398, March 1955.
- [20] P. J. Clark. Grouping in spatial distributions. *Science*, 123:373–374, September 1956.
- [21] T. F. Cox. Reflexive nearest neighbours. *Biometrics*, 37:367–369, June 1981.
- [22] M. Abramowitz and I. A. Stegun, editors. *Handbook of Mathematical Functions*. Dover Publications, New York, 1972.
- [23] R. S. González. Difusão anômala: Transição entre os regimes localizado e estendido na caminhada do turista unidimensional. Master’s thesis, Universidade de São Paulo, Ribeirão Preto, 2006.