

Interaction-Induced Resonance in Conductance and Thermopower of Quantum Wires

Anders Mathias Lunde,^{1,2} Karsten Flensberg,¹ and Leonid I. Glazman²

¹*Nano-Science Center, Niels Bohr Institute, University of Copenhagen, DK-2100 Copenhagen, Denmark*

²*William I. Fine Theoretical Physics Institute, University of Minnesota, Minneapolis, MN 55455, USA*

(Dated: June 13, 2021)

We study the effect of electron-electron interaction on the transport properties of short clean quantum wires adiabatically connected to reservoirs. Interactions lead to resonances in a multi-channel wire at particular values of the Fermi energy. We investigate in detail the resonance in a two-channel wire. The (negative) conductance correction peaks at the resonance, and decays exponentially as the Fermi energy is tuned away; the resonance width being given by the temperature. Likewise, the thermopower shows a characteristic structure, which is surprisingly well approximated by the so-called Mott formula. Finally, four-fold splitting of the resonance in a magnetic field provides a unique signature of the effect.

It is well established by now that ballistic motion of electrons in quantum wires results in the conductance quantization [1, 2]. With the increase of wire width, the conductance increases by one quantum, $2e^2/h$, each time a new channel becomes available for the electron propagation. The experimental observation of the low-temperature conductance quantization was explained successfully within the model of non-interacting electrons [3]. In this model, corrections to the quantized conductance values come from the electron diffraction at the edges of the wire and from thermal broadening. At the conductance plateaus the latter corrections are exponentially small at low temperatures.

There is little reason to believe that the electron-electron interactions are weak in the studied quantum wires. Nevertheless, apart maybe from the so-called “0.7 anomaly”, they apparently do not show up in the experimental observations of quantized steps in the dependence of conductance on the wire width. The lack of the effect of interaction on the low-temperature conductance at the first plateau can be easily understood within the Luttinger liquid picture [4] and from the fact that the density-density interaction does not re-distribute electrons between the left moving and right moving species.

Within the model of non-interacting electrons, the thermopower is related to the derivative of the electron transmission coefficient with respect to energy in the vicinity of the Fermi level [giving rise to the so-called Mott’s formula, see Eq. (3) below]. Therefore such a model predicts zero thermopower at the conductance plateaus in good agreement with experiments [5, 6, 7]. Again, interactions, if accounted for within the Luttinger liquid approximation, does not alter this result due to the particle-hole symmetry built into the approximation.

In this paper, we find interaction induced features in the electron transport of a multi-channel wire. The features have the form of resonances in the dependence of conductance and thermopower on the Fermi energy (or, equivalently, on the gate voltage). The origin of the features is in the possibility of interaction-induced electron scattering between the channels at some specific rela-

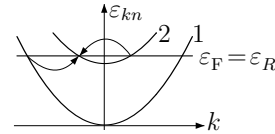


FIG. 1: An example of inter-channel scattering event discussed in this paper. This scattering event becomes possible at the Fermi level only if the ratio of the Fermi momenta of the two channels equals 3 : 1.

tions of the Fermi wave vectors of electrons in different channels. These relations are determined by energy and momentum conservation. The inter-channel scattering events do not necessarily preserve the number of right- and left-movers. For example, in Fig. 1 a right and a left mover become two left movers. Since the number of right (left) movers is not conserved in this scattering event, it changes the particle current. We evaluate in detail the corrections to the conductance G and the thermopower S for a two-channel wire due to such processes.

We show that near the resonance point displayed in Fig. 1, the interaction-induced correction to the quantized value of conductance, $4e^2/h$, has the form

$$\delta G = \frac{4e^2}{h} \frac{L}{l_{ee}} \frac{k_B T}{\varepsilon_F} F_0 \left(\frac{\varepsilon_F - \varepsilon_R}{k_B T} \right), \quad (1)$$

where $\varepsilon_R = (9/8)\varepsilon_0$, with ε_0 being the difference of the quantized energies of the transverse motion corresponding to the two channels, 1 and 2, see Fig. 1; L is the wire length, and l_{ee} is the electron mean free path corresponding to the described type of scattering. We assume weak scattering, so the wire is sufficiently short, $L \ll (\varepsilon_F/k_B T)l_{ee}$, see Eq. (12) below. The dimensionless function $F_0(x)$ (given in Fig. 2 and Eq. (11)) is of the order of unity when $|x| \lesssim 1$ and falls off exponentially at large $|x|$. The wire width and thus the difference $\varepsilon_F - \varepsilon_R$ can be controlled electrostatically [1, 2] by a gate voltage. The shape of the conductance dip can be easily understood from the process in Fig. 1. For an excess of right-movers created by the bias voltage, it allows

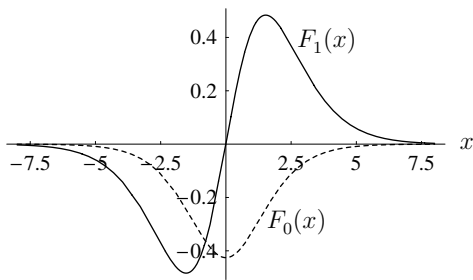


FIG. 2: The dimensionless scaling functions $F_0(x)$ and $F_1(x)$ entering the conductance correction Eq. (1) and the interaction-induced thermopower Eq. (2), respectively.

for a relaxation of the right-movers into the left-moving species.

When the conductance is quantized at the value $4e^2/h$, the thermopower vanishes in *absence* of interactions. Accounting for the interactions, we find the leading contribution to the thermopower coefficient S for two open channels

$$S = \frac{k_B}{e} \frac{L}{l_{ee}} \frac{k_B T}{\varepsilon_F} F_1 \left(\frac{\varepsilon_F - \varepsilon_R}{k_B T} \right). \quad (2)$$

The thermopower S is proportional to T at the maximum. Here S is conventionally defined by the relation $\Delta V = S\Delta T$, with ΔT and ΔV being, respectively, the temperature difference at the ends of the wire and the voltage caused by it. Again, the function $F_1(x)$ falls off exponentially at $|x| \gg 1$, see Fig. 2, and its analytical form is given by Eq. (11). Since S is the leading contribution, it is a direct measure of the inter-channel interaction. Furthermore, since S and δG are functions of $(\varepsilon_F - \varepsilon_R)/k_B T$, measurements performed at different temperatures are predicted to collapse to the two curves of Fig. 2, when properly scaled. The shape of the curve $F_1(x)$ and in particular the sign change can be understood in terms of allowed inter-channel relaxation processes, as explained and illustrated in Fig. 3.

A remarkably good estimate, $F_1(x) \approx (\pi^2/3)dF_0/dx$, can be obtained from the Mott's formula [8],

$$S^M = \frac{\pi^2}{3} \frac{k_B}{e} k_B T \frac{1}{G} \frac{dG}{d\varepsilon_F}, \quad (3)$$

which is expected to be a good approximation at low temperatures for non-interaction electrons [9]. There is no *a priori* reason for Mott's formula to work here, as we consider effects of inelastic scattering. We therefore stress that interaction effects can be seen in an experiment even without a manifesting violation of the Mott formula. (We note though, that violation of the Mott formula has been detected in experiments [7].)

Magnetic field introduces Zeeman splitting of the electron states. This, in turn, splits the single resonance for both conductance and thermopower into four resonances, see Fig. 4. Two of the resonances correspond to

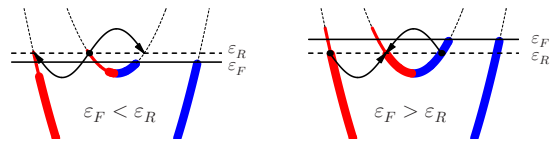


FIG. 3: (Color online) Illustration of the dominant scattering events on either side of the resonance, $\varepsilon_F = \varepsilon_R$, for a finite temperature difference across the wire. Here the right movers are cold (blue) and left movers are warmer (red); for simplicity we consider $\mu_L = \mu_R$ and $T = 0$ for right movers. Due to momentum and energy conservation the scattering has to take place close to ε_R (the dotted line). In the left panel, only scattering of electrons from warm to cold is possible and consequently an excess of right-movers is created. In contrast, in the right panel this process is blocked by a filled Fermi sea and instead a scattering where a right mover is transformed to a left mover prevails. This explains the sign change of thermopower seen in Fig. 2.

the transitions involving electrons with the *same* spins. With the increase of the magnetic field B , splitting in this doublet, in terms of ε_F , equals $g\mu_B B$ and coincides with the Zeeman splitting of the quantized steps in the conductance (here g and μ_B are the electron g -factor in a quantum wire and Bohr magneton, respectively). The amplitude of the resonances involving electrons with the same spin is smaller than the one given by Eqs. (1) and (2) by a parameter $\propto (k_B T/\varepsilon_F)^2$. This suppression is a manifestation of the Pauli principle: at $T = 0$ the scattering process we consider would involve two electrons in the same orbital and spin state, see Fig 1. The full form of the conductance correction and the thermopower in this doublet is given below in Eq. (16). The two remaining resonances form another doublet with splitting $g\mu_B B/2$ at small fields, see Eq. (14) and Fig. 4 for details. These resonances correspond to the transitions involving electrons with *opposite* spins and are therefore not suppressed by the Pauli principle; Eqs. (1) and (2) can be used for an estimate of the amplitude of these two resonances. However, as seen on Fig. 4, the position of the lower of these resonances approach the bottom of the spin-split band, $\varepsilon_0 + g\mu_B B/2$, which tends to mask the interaction-induced structure.

We thus find that the interaction-induced features in transport properties scale with the temperature as T or T^3 . They are associated with electron scattering at energies close to the Fermi level. This should be compared to the situation without interactions where finite-temperature corrections to the quantized conductance and to the zero value of S are of the order of $\exp(-\varepsilon_0/8k_B T)$, which stems from the exponentially small probability of having holes at the bottom of band 2. Thus at sufficiently low temperatures the features we consider are dominant.

Next, we outline the derivation of the electron-electron interaction effects on the current. We start from the

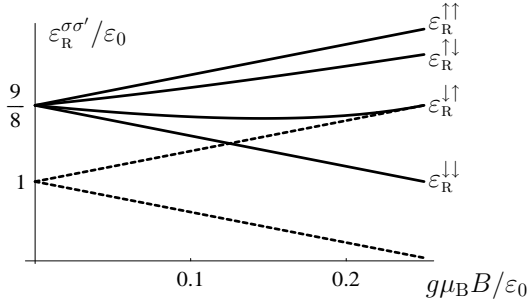


FIG. 4: (Color online) Splitting of the resonance features in conductance and thermopower into four features as a function of magnetic field B . Dashed lines represent the evolution of the positions of single-particle peaks in the thermopower.

Boltzmann equation,

$$v_{kn} \partial_x f_{kn}(x) = \mathcal{I}_{knx}[f], \quad (4)$$

where $f_{kn}(x)$ is the distribution function, n the channel index, $v_{kn} = \frac{1}{\hbar} \partial_k \varepsilon_{kn}$ the velocity, and $\mathcal{I}_{knx}[f]$ is the electron-electron collision integral. The reflectionless contacts of the quantum wire [3] and the shift in chemical potential and temperatures [10] are introduced by the boundary conditions

$$f_{kn}(x=0) = f_{L,kn}^0 \quad \text{for } k > 0, \quad (5a)$$

$$f_{kn}(x=L) = f_{R,kn}^0 \quad \text{for } k < 0, \quad (5b)$$

where $f_{L/R,kn}^0$ is the Fermi distribution for the left and right lead, respectively, including their temperatures $T_{L/R}$ and chemical potentials $\mu_{L/R}$. In the absence of interactions ($\mathcal{I}_{knx}[f] = 0$), the solution to the Boltzmann equation is simply given by

$$f_{kn}^{(0)} = f_{L,kn}^0 \theta(k) + f_{R,kn}^0 \theta(-k). \quad (6)$$

Interaction between electrons yield the collision integral

$$\begin{aligned} \mathcal{I}_{k_1 n_1 x}[f] = & - \sum_{\substack{\sigma_2 \\ \sigma_1' \sigma_2'}} \sum_{\substack{n_2 \\ n_1' n_2'}} \sum_{\substack{k_2 \\ k_1' k_2'}} W_{12;1'2'} [f_1 f_2 (1 - f_{1'}) \\ & \times (1 - f_{2'}) - f_{1'} f_{2'} (1 - f_1) (1 - f_2)], \quad (7) \end{aligned}$$

where $f_i = f_{k_i n_i}(x)$, and primes denote electron states after the collision. The scattering rate $W_{12;1'2'}$ is found using the Fermi Golden rule. To find the distribution, we expand it powers of $W_{12;1'2'}$ as $f = f^{(0)} + f^{(1)} + \dots$. To the leading order, we can therefore insert $f_{kn}^{(0)}$ from Eq. (6) into the collision integral in the right-hand-side of Eq. (4) to get

$$f_{kn}^{(1)}(x) = \left[\frac{x}{v_{kn}} \theta(k) + \frac{x-L}{v_{kn}} \theta(-k) \right] \mathcal{I}_{knx}[f^{(0)}]. \quad (8)$$

The electric current now follows as (with $e > 0$)

$$\begin{aligned} I &= I^{(0)} + I^{(1)}, \quad (9) \\ I^{(0)} &= \frac{(-e)}{L} \sum_{\sigma n k} v_{kn} f_{kn}^{(0)}, \quad I^{(1)} = e \sum_{\sigma n k < 0} \mathcal{I}_{knx}[f^{(0)}], \end{aligned}$$

where $I^{(0)}$ corresponds to the Landauer formula for fully open channels, and the term $I^{(1)}$ is the *correction to the current due to interactions*. To calculate $I^{(1)}$, we linearize $\mathcal{I}_{kn}[f^{(0)}]$ in $eV = \mu_L - \mu_R$ and $\Delta T = T_R - T_L$ and divide the summation over quasi wave vectors into positive and negative values using $W_{12;1'2'} = W_{21;1'2'} = W_{1'2';12}$, etc. [11]. We obtain

$$\begin{aligned} I^{(1)} = & 2(-e) \sum_{\substack{\sigma_1 \sigma_2 \\ \sigma_1' \sigma_2'}} \sum_{\substack{n_1 n_2 \\ n_1' n_2'}} \sum_{\substack{k_1 < 0, k_2 > 0 \\ k_1' > 0, k_2' > 0}} W_{12;1'2'} f_1^0 f_2^0 (1 - f_{1'}^0) \\ & \times (1 - f_{2'}^0) \left[\frac{\Delta T}{k_B T^2} (\varepsilon_1 - \mu) - \frac{eV}{k_B T} \right], \quad (10) \end{aligned}$$

where $f_i^0 = 1/[\exp((\varepsilon_{k_i n_i} - \mu)/k_B T) + 1]$ is the Fermi function. For two channels, we find that the only combination of channel indices, which gives a contribution non-exponential in temperature, is $n_2 = 1$ and $n_1 = n_1' = n_2' = 2$. Moreover, this combination is non-exponential only if the Fermi energy is within a range of $k_B T$ from ε_R . An important point of the result (10) is that the number of left and right moving electrons has to change in order for the current to change. In essence, this is due to the cancellation of the velocity in the distribution function, Eq. (8), and in the current definition, Eq. (9). In fact, the cancellation can be shown to be valid to all orders in the interaction [11]. A similar situation occurs for the Coulomb drag response [12, 13] of mesoscopic structures.

At low temperatures, $T \ll (\varepsilon_F - \varepsilon_0)/k_B$, we can now find the thermopower and conductance for both zero and nonzero magnetic field. From Eq. (10), we obtain the linear response current as $I = (G_T^{(0)} + G_T^{(1)}) \Delta T - (G^{(0)} + G^{(1)}) V$, where G is the conductance and G_T is the thermo-electric coefficient. Furthermore, since $G_T^{(0)} \propto e^{-(\varepsilon_F - \varepsilon_0)/k_B T}$ at the plateaus [5] and $G_T^{(1)} \propto T$ or T^3 one obtains at low temperatures the thermopower $S \simeq G_T^{(1)}/G^{(0)}$. Moreover, the contribution to lowest order in temperature is found by linearizing the quadratic dispersion and using a constant interaction in Fourier space in Eq. (10). For ε_F near ε_R , we finally obtain after some algebra the zero-magnetic-field conductance correction, $\delta G = G^{(\text{int})}$, and thermopower given in Eqs. (1) and (2) (plotted in Fig. 2). The dimensionless scaling functions F_0 and F_1 are determined by

$$F_n(x) = \int_{-\infty}^{\infty} dz z^n h(z, x), \quad (11a)$$

$$h(z, x) = \frac{-(2x+z)}{4 \sinh(2x+z) \cosh(\frac{z}{2}) \cosh(2x + \frac{3z}{2})}. \quad (11b)$$

Further, in Eqs. (1) and (2) we have defined the effective inter-channel electron-electron scattering length as

$$l_{ee} = \frac{2}{27} \frac{2\pi}{k_{F1}} \left(\frac{\hbar v_{F1}}{|V_{2k_{F2}}^{2122}|} \right)^2, \quad (12)$$

where $V_{2k_{F2}}^{2122}$ is the electron-electron interaction at twice the Fermi vector for the second channel (*i.e.*, upper subband) $2k_{F2}$. Both the curvature of the electron dispersion relation and the momentum dependence of the interaction give rise to small corrections, *e.g.*, $S(\varepsilon_F = \varepsilon_R) \propto T^2$. These corrections to higher order in temperature shift the point where the thermopower coefficient changes sign, but the overall behavior is still the same.

Magnetic field splits the resonance at $\varepsilon_F = \varepsilon_R$ into four points corresponding to scattering between electrons with identical or different spins. For scattering between electrons with identical spins, momentum and energy conservation lead to resonances occurring at ($\sigma = \pm 1 = \uparrow\downarrow$)

$$\varepsilon_R^{\sigma\sigma} = \frac{9}{8}\varepsilon_0 + \sigma\frac{1}{2}g\mu_B B. \quad (13)$$

However, the features which originate from scattering between different spins split up in a different way ($\bar{\sigma} = -\sigma$),

$$\varepsilon_R^{\sigma\bar{\sigma}} = \varepsilon_0 \frac{9 + 20\sigma g\mu_B B/\varepsilon_0 + 8(g\mu_B B/\varepsilon_0)^2}{8(1 + 2\sigma g\mu_B B/\varepsilon_0)}. \quad (14)$$

For $g\mu_B B > \varepsilon_0/4$ only three resonances remain, since the scattering at $\varepsilon_F = \varepsilon_R^{\uparrow\uparrow}$ can no longer conserve both momentum and energy (similarly when $g\mu_B B < -\varepsilon_0/4$ the $\varepsilon_F = \varepsilon_R^{\downarrow\downarrow}$ resonance is absent).

In the regime $k_B T \ll g\mu_B B \ll \varepsilon_F - \varepsilon_0$, the thermopower and conductance change around each of the points $\varepsilon_F = \varepsilon_R^{\sigma\sigma'}$ can be found separately. The matrix element of the interaction potential

$$\begin{aligned} \langle k_1, 2\sigma_1, k_2', 2\sigma_2' | V | k_1, 2\sigma_1, k_2, 1\sigma_2 \rangle &= \frac{\delta_{k_1+k_2, k_1'+k_2'}}{L} \\ &\times \left[V_{k_1', -k_1}^{2122} \delta_{\sigma_1, \sigma_1'} \delta_{\sigma_2, \sigma_2'} - V_{k_2', -k_1}^{2122} \delta_{\sigma_1, \sigma_2'} \delta_{\sigma_2, \sigma_1'} \right], \quad (15) \end{aligned}$$

consist of a direct (first) and exchange (second) term leading to the remarkable difference between the resonance amplitude at $\varepsilon_R^{\sigma\bar{\sigma}}$ and $\varepsilon_R^{\sigma\sigma}$. The direct and exchange contributions to the scattering amplitude cancel each other for a point-like interaction and equal spins (Pauli principle). Finite contributions to the transport characteristics appear due to the momentum dependence of the interaction matrix elements (15) and are of higher power in temperature:

$$S_{\sigma\sigma} = \frac{k_B}{e} \frac{6L}{l'_{ee}} \left(\frac{k_B T}{\varepsilon_F} \right)^3 \tilde{F}_1 \left(\frac{\varepsilon_F - \varepsilon_R^{\sigma\sigma}}{k_B T} \right), \quad (16a)$$

$$\delta G_{\sigma\sigma} = \frac{4e^2}{h} \frac{6L}{l'_{ee}} \left(\frac{k_B T}{\varepsilon_F} \right)^3 \tilde{F}_0 \left(\frac{\varepsilon_F - \varepsilon_R^{\sigma\sigma}}{k_B T} \right), \quad (16b)$$

where

$$l'_{ee} = \frac{2}{27} \frac{2\pi}{k_{F1}} \left(\frac{\hbar v_{F1}^\sigma}{k_{F1}^\sigma |\partial_q V_{2k_{F2}}^{2122}|} \right)^2. \quad (17)$$

The new dimensionless functions \tilde{F}_0 and \tilde{F}_1 are defined as

$$\tilde{F}_n(x) = \frac{1}{16} \int_{-\infty}^{\infty} dz z^n h(z, x) \left[\frac{4\pi^2}{3} + \frac{1}{3}(4x + 2z)^2 \right], \quad (18)$$

being well approximated by F_0 and F_1 in Fig. 2. The predicted evolution of the resonance structure with the increase of magnetic field should be a good candidate for experimental verification of the interaction effects.

In summary, we found interaction-induced resonance points in the Fermi energy in the conductance and thermopower S of a short clean multi-channel quantum wire adiabatically connected to leads. The resonances in thermopower offer a way to observe the effect of inter-channel electron-electron interaction and to measure its strength. We found S to be dominated entirely by interactions for $|\varepsilon_F - \varepsilon_R|/k_B T \lesssim 5$ at low temperatures and to have the scaling form presented in Eq. (2). Furthermore, the thermopower coefficient and the conductance develop distinct features in a finite magnetic field.

Acknowledgements – The work at the University of Minnesota is supported by NSF grants DMR 02-37296 and DMR 04-39026. We thank H. Buhmann, M. Garst, A.-P. Jauho, M. Khodas, L. W. Molenkamp, M. Pustilnik and H. Smith for discussions. The hospitality of MPIP-KS-Dresden (L.I.G.) and of the William I. Fine Theoretical Physics Institute, University of Minnesota (A.M.L.) is gratefully acknowledged.

-
- [1] B. J. van Wees *et al.*, Phys. Rev. Lett. **60**, 848 (1988).
 - [2] D. A. Wharam *et al.*, J. Phys. C **21**, L209 (1988).
 - [3] L. I. Glazman, G. B. Lesovik, D. E. Khmel'nitskii, and R. I. Shekhter, JETP Lett. **48**, 238 (1988).
 - [4] D. I. Maslov and M. Stone, Phys. Rev. B **52**, R5539 (1995).
 - [5] H. van Houten, L. W. Molenkamp, C. W. J. Beenakker, and C. T. Foxon, Semicond. Sci. Technol. **7**, B215 (1992).
 - [6] L. W. Molenkamp *et al.*, Phys. Rev. Lett. **65**, 1052 (1990). L. W. Molenkamp *et al.*, Phys. Rev. Lett. **68**, 3765 (1992). N. J. Appleyard *et al.*, Phys. Rev. Lett. **81**, 3491 (1998).
 - [7] N. J. Appleyard *et al.*, Phys. Rev. B **62**, R16275 (2000).
 - [8] N. F. Mott and H. Jones, *The Theory of the Properties of Metals and Alloys* (Clarendon, Oxford, 1936).
 - [9] A. M. Lunde and K. Flensberg, J. Phys.: Condens. Matter **17**, 3879 (2005).
 - [10] The term $k\partial_k f$ is not present in the Boltzmann equation, since the bias and temperature difference are included in the boundary condition.
 - [11] A.M. Lunde, K. Flensberg, and L.I. Glazman, in preparation.
 - [12] V. L. Gurevich, V. B. Pevzner, and E. W. Fenton, J. Phys.: Condens. Matter **10**, 2551 (1998).
 - [13] N. A. Mortensen, K. Flensberg, and A.-P. Jauho, Phys. Rev. Lett. **86**, 1841 (2001).