

Comment on “Orbital-selective Mott transitions in two-band Hubbard models”

A. Liebsch

Institut für Festkörperforschung, Forschungszentrum Jülich, 52425 Jülich, Germany

A recent paper by Blümer *et al.* [cond-mat/0609758] again criticizes earlier QMC/DMFT results by Liebsch [Phys. Rev. B **70**, 165103 (2004)]. This criticism is shown to be unfounded.

In Ref. 1 Blümer *et al.* continue to criticize earlier QMC/DMFT calculations by Liebsch [2] for the non-isotropic two-band Hubbard model. Now it is claimed: “We quantify numerical errors in earlier QMC data which had obscured the second transition” and: “The second transition is lost in the noise of earlier data [2] with errors exceeding 100 % at both transitions”.

We point out that Ref. 1 once again does not provide any comparisons of self-energies or spectral distributions [3], nor does it refer to recent work [4,5] which confirms the results of Ref. 2. A direct comparison demonstrates, as we show here, that both QMC calculations are in good agreement and that the above claims are unfounded.

Fig. 1 shows the comparison of QMC self-energies calculated in Ref. 2 with those of Ref. 1. Fig. 2 shows analogous results obtained via exact diagonalization (ED) and numerical renormalization group (NRG) [5].

Evidently, all calculations give the same trend: When the narrow band becomes insulating, the self-energy of the wide band no longer exhibits $\sim i\omega_n$ behavior at low frequencies, as would be characteristic of a Fermi-liquid. Instead, it shows progressive bad-metallic behavior, approaching a finite value in the $i\omega_n \rightarrow 0$ limit. This value grows with increasing U , until it diverges near 2.7 eV. Ref. 2 states: “ $\Sigma_2(i\omega_n)$ becomes inversely proportional to ω_n at 2.7 eV, i.e., a gap opens up.”

Precisely this behavior is seen in the quasi-particle spectra derived in Refs. 1 and 2 (see Fig. 3). Despite the differences caused by different maximum entropy fitting parameters, the low-frequency region is in perfect agreement. Both spectra show that, when the narrow band becomes insulating, the wide band reveals a pseudogap which gets progressively deeper with increasing U , until this band becomes fully insulating near 2.7 eV.

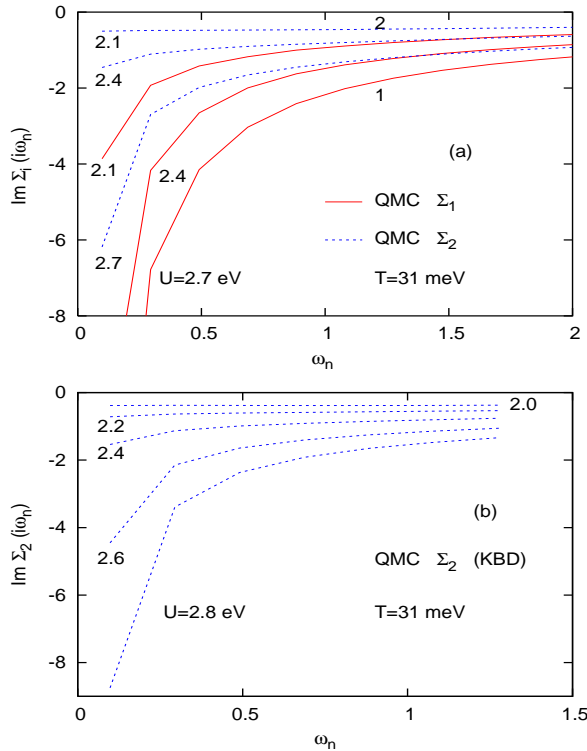


FIG. 1: (a) QMC subband self-energies $\Sigma_i(i\omega_n)$ for different U , from Fig. 10 of Ref. 2. Solid red curves: narrow band; dashed blue curves: wide band. (b) QMC self-energy of wide band, adapted from Fig. 2 of Ref. 1 (KBD). The narrow band is insulating in this range.

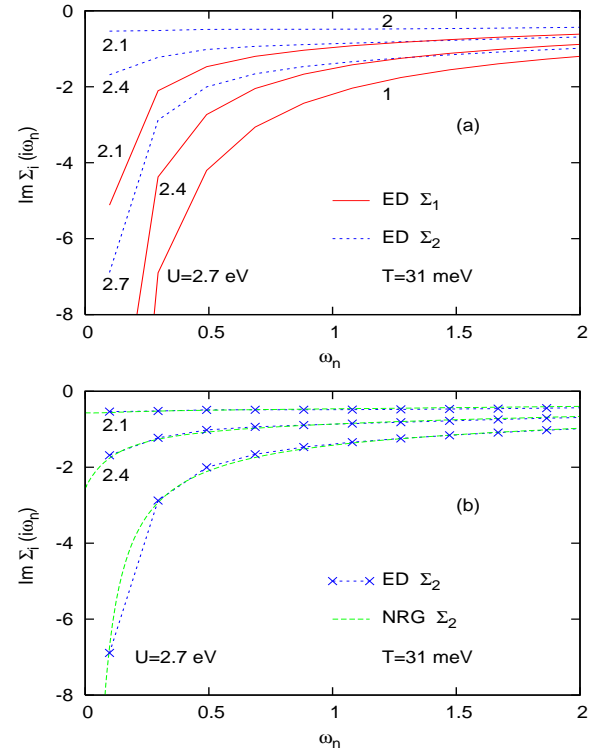


FIG. 2: (a) ED subband self-energies for the same parameters as in Fig. 1(a). Solid red curves: narrow band; dashed blue curves: wide band. (b) Comparison of ED and NRG self-energies of wide band. The narrow band is insulating in this range. (Both results from Ref. 5).

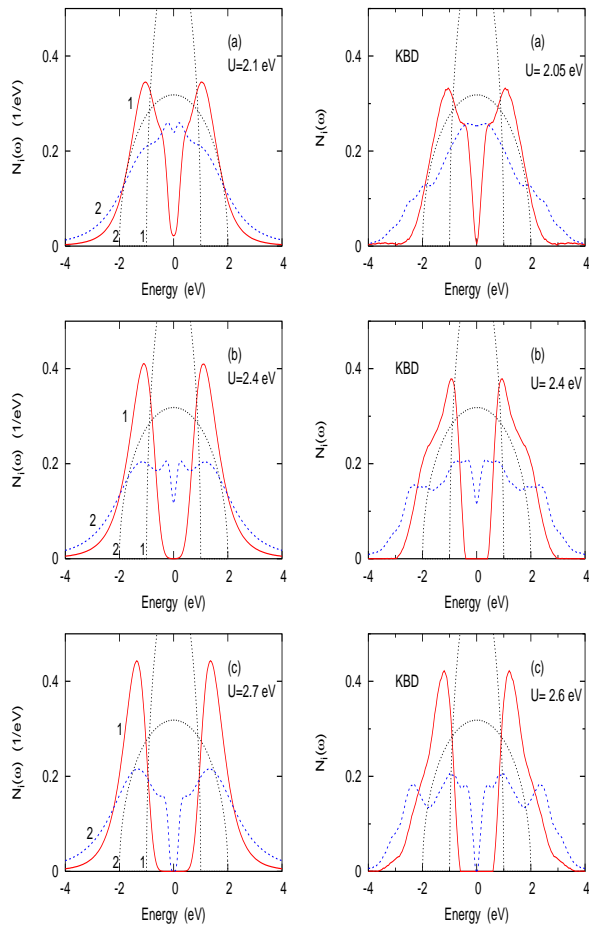


FIG. 3: Quasiparticle spectra from Ref. 2 at $T = 31$ meV (left panels) and from Ref. 1 (KBD) at $T = 25$ meV (right panels). Solid red curves: narrow band; dashed blue curves: wide band; dotted curves: bare densities of states. (See Ref. 3.)

The self-energies and spectral distributions indicate that there is good agreement between the QMC results of Refs. 1 and 2. Both describe identical physics and are consistent with the ED and NRG results. There is no evidence of any sort of disparity. Thus, the claims in Ref. 1 have no basis.

Fig. 4 compares $Z_i(U) = 1/[1 - \text{Im}\Sigma_i(i\omega_0)/i\omega_0]$. Again, there is good agreement, consistent with the results in Figs. 1–3. The main difference is that the Coulomb energies at which subbands become insulating are slightly lower in Ref. 1 than in Ref. 2 (see also Fig. 3).

Although the $Z_i(U)$ are derived from the self-energies in Fig. 1, Ref. 1 claims that $\Delta Z_i(U)$ (obtained by subtracting results from Refs. 1 and 2) reveals a qualitative difference: “second transition lost in noise”, etc.

A proper analysis of $\Delta Z_i(U)$ should, of course, include (i) the different error margins resulting from QMC statistical uncertainties, number of sweeps and time slices, and (ii) the different Coulomb energies at which subbands become insulating, for instance, as a result of a different U mesh, different number of iterations and crit-

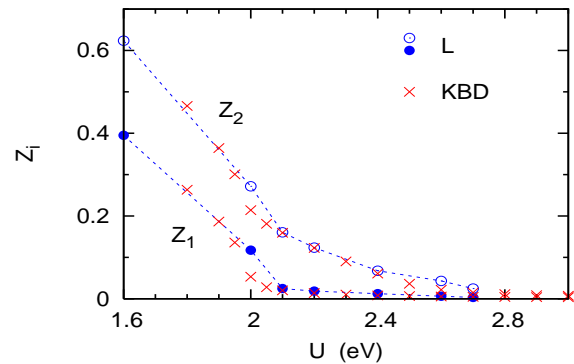


FIG. 4: Comparison of $Z_i(U)$ derived within QMC for $T = 31$ meV, Ising exchange with $J = U/4$ [3]. Z_1 : narrow band; Z_2 : wide band. Solid and open dots (blue): results of Ref. 2 (L); crosses (red): results of Ref. 1 (KBD).

ical slowing down. These issues are particularly important when $\Sigma_i(i\omega_n)$ becomes singular and $Z_i(U)$ becomes small. Since all of this is ignored in Ref. 1, it is no surprise that the agreement seen in Fig. 4 can be turned, at specific points, into fictitious disagreement of $\Delta Z_i(U)$ of arbitrary magnitude.

Evidently the criticism in Ref. 1 is based on a fundamentally inadequate analysis of $\Delta Z_i(U)$. Moreover, Ref. 1 does not provide the reader with direct comparisons of self-energies or spectral functions, such as given here in Figs. 1,3 or in Ref. 3, which demonstrate good agreement. Finally, Ref. 1 ignores that the QMC results of Ref. 2 were fully confirmed by ED and NRG calculations [4,5].

We conclude that the QMC/DMFT results of Ref. 2 are correct: The non-isotropic two-band Hubbard model with Ising exchange exhibits a first-order Mott transition near $U = 2.1$ eV when the narrow band becomes insulating, with characteristic hysteresis behavior, and there is no sign of first-order behavior when the wide band becomes insulating near 2.7 eV.

As also shown by the ED/DMFT calculations in Ref. 4, to obtain sequential first-order Mott transitions, it is essential to go beyond Ising exchange and include full Hund’s coupling.

-
- [1] N. Blümer, C. Knecht, K. Požgajčić, and P. G. J. van Dongen, cond-mat/0609758 (accepted for JMMM). See also: C. Knecht, N. Blümer, and P. G. J. van Dongen (KBD), Phys. Rev. B **72**, 081103(R) (2005); P. G. J. van Dongen, C. Knecht, and N. Blümer, Phys. Stat. Sol. (b) **243**, 116 (2006).
 - [2] A. Liebsch, Phys. Rev. B **70**, 165103 (2004).
 - [3] A. Liebsch, cond-mat/0506138.
 - [4] A. Liebsch, Phys. Rev. Lett. **95**, 116402 (2005).
 - [5] A. Liebsch and T. A. Costi, Eur. Phys. J. B **51**, 523 (2006).