

Simulation studies of permeation through two-dimensional ideal polymer networks

Yong Wu, B Schmittmann and R K P Zia

Abstract. We study the diffusion process through an ideal polymer network, using numerical methods. Polymers are modeled by random walks on the bonds of a two-dimensional square lattice. Molecules occupy the lattice cells and may jump to the nearest-neighbor cells, with probability determined by the occupation of the bond separating the two cells. Subjected to a concentration gradient across the system, a constant average current flows in the steady state. Its behavior appears to be a non-trivial function of polymer length, mass density and temperature, for which we offer qualitative explanations.

Department of Physics, Virginia Polytechnic Institute and State University,
Blacksburg, VA 24061-0435

E-mail: wuyong@vt.edu

1. Introduction

The permeation process through a polymer network attracted much recent attention among both experimentalists and theorists.[1, 2, 3] Experiments can be easily conducted, by applying a constant gas pressure across a thin polymer film so that the gas molecules are forced to permeate through it. The current at the steady state are measured, whose value is dependent on the temperature, the size of gas molecules, and the fraction and distribution of free volume, etc.[4] In order to understand this phenomenon theoretically, a lattice-gas model has been constructed, in which the polymers are modeled by random walks on the bonds of a lattice, and the gas molecules are placed in the lattice cells.[3] Gas molecules can diffuse to the neighbor cells by jumping across the bonds. If a bond is occupied by one or more polymer segments, the jump only happens when the molecule can overcome an energy barrier. In a simulation, a constant gradient of gas molecule concentration is maintained on two opposite sides of the lattice, producing numerically measurable gas current. The effective diffusivity is simply proportional to the current.

The lattice-gas model for gas permeation is mathematically equivalent to the well-known random resistor network model. In previous studies of random resistor networks, however, it is usually assumed that the probability of a bond being occupied by a resistor is independent of other bonds.[5, 6, 7] Our work can thus also be deemed as a study of the random resistor network with correlations, since a polymer induces non-trivial correlations between its segments (the occupied bonds in this mapping).

In this paper we are particularly interested in the relation between the current at the steady state (or the effective diffusivity) and the polymer length. The polymer length can be considered as a parameter that controls the strength of the correlations. When the polymer length grows, the spatial distribution of energy barriers has more fluctuations. Therefore both the “free volume” where molecules can move freely, and the height of energy barriers increase. These two factors compete against each other, which results in a complicated behavior of the current as a function of the polymer length. In this paper we numerically measure the current for different polymer lengths and give qualitative explanations to understand the behavior.

The layout of this paper is as follows. We describe our model in details in section 2. The simulation results are shown in section 3, and qualitative explanations to the results are also given. We end with a summary and outlook.

2. Model

Computer simulations of polymers can be quite detailed and sophisticated. In this paper we only use a very coarse-grained model as the first step towards the theoretical

understanding of the problem of gas permeation through a polymer network. We model the polymers by random walks on a two-dimensional square lattice. The random walks can either be completely non-interacting, generating bonds that are multiply occupied by polymer segments, or they may follow the rules that each bond can only be occupied by a single polymer segment. The gas molecules are located inside the lattice cells. For each sweep of the simulation, each molecule attempts a jump to one of the neighbor cells. The attempt is accepted with unit probability if the bond to be crossed is unoccupied by polymer segments. If the bond is occupied, then there is an energy barrier for the molecule to overcome, and the jumping probability is less than unity.

The overall density of of polymers is controlled by the mass density ρ ,

$$\rho = \frac{M\ell}{N}, \quad (1)$$

where M is the total number of the polymers thrown into the system, ℓ is the polymer length (i.e., number of segments in each polymer), and N is the number of all lattice bonds. Another parameter that can be used is the occupation probability p , the probability of a lattice bond being occupied by one or more polymer segments,

$$p = \frac{N_o}{N}, \quad (2)$$

where N_o is the number of occupied bonds. For polymers with exclusion, only single occupation is allowed and p is simply equal to ρ . If the polymers are non-interacting, multiple occupancy of bonds means that p is not a fixed quantity, differing from one realization of the polymer configuration to another. Its average can be related to $\rho = M\ell/N$ through $p = 1 - (A_\ell)^M$, where A_ℓ is the average density of unoccupied bonds for a *single* random walk of length ℓ . In the large N limit, $A_\ell \rightarrow 1 - b_\ell/N$, where b_ℓ is the average number all occupied bonds in an infinite lattice [9]. Thus, $p \rightarrow 1 - \exp(-\rho b_\ell/\ell)$ as $N, M \rightarrow \infty$ with fixed ρ, ℓ .

Molecules are driven to flow by a concentration gradient, generated by the following boundary conditions. On a square lattice, we impose periodic boundary conditions across the ‘‘vertical’’ direction. All molecules enter the system on the left boundary (first column), and whenever a molecule leaves a cell of this column, the cell is filled with a new molecule. The right boundary (last column) is the exit, where molecules are removed from the system whenever they reach it. The quantity we measure is the overall current, defined as the number of molecules exiting from the system per unit time.

Let $c(i)$ denote the average concentration of molecules at cell i in the steady state, i.e., $\langle n(i) \rangle$. where $n(i) = 1, 0$ if the cell is occupied or empty. Due to the conservation of gas molecules in this state, we have, for each i ,

$$\sum_j \langle t(j, i)n(j) [1 - n(i)] - t(i, j)n(i) [1 - n(j)] \rangle = 0, \quad (3)$$

where the summation runs over all cells nearest neighbor to i , and $t(i, j)$ is the probability of accepting a jump from cell i to cell j . In our study this probability is determined by

the temperature T and $m(i, j)$, the number of polymer segments on the i - j bond:

$$t(i, j) = q^{m(i, j)}; \quad q \equiv \exp(-B/T) \quad (4)$$

where B is some constant. Thus,

$$t(i, j) = t(j, i)$$

leading to the cancelation of the terms in Eq. 3 that are quadratic in n . The result is a much simpler equation:

$$\sum_j t(i, j) [c(j) - c(i)] = 0. \quad (5)$$

It is easy to see that Eq. 5 has the same form as the Kirchoff's voltage law. The concentration $c(i)$ plays the role of the electric potential at node i in the dual lattice, and $t(i, j)$ is analogous to the resistance between node i and node j . Therefore the system at the steady state is equivalent to the resistor network. Unlike the random resistor network that has been much studied for years, however, the strengths of our resistors in our system are highly correlated through $m(i, j)$.

3. Simulation methods and results

We consider the current as a function of the polymer length at some typical mass densities and temperatures. Simulations are done in a 64^2 square lattice at $q = 0.01$ and 0.1 , representing the low temperature and high temperature regime, respectively. To find the steady state we disregard the first 10^5 Monte Carlo steps(MCS) to allow the system to approach the steady state. Then, we average the cell occupation variables over 10^5 MCS and use the resulting $c(i)$ as the initial condition to iteratively solve Eq. 5. The overall current J measured as the number of exiting molecules in 10^3 MCS. For each temperature and each mass density (occupation probability), we measure the current for 1000 realizations of polymer configuration and take the average as the result.

For simplicity we first allow only single occupancy of polymer segment on lattice bonds. In Fig. 1 we show the current at two different occupation probabilities, $p = 0.25$ representing the low occupation, and $p = 0.5$ representing high occupation that is close to percolation. The relation between the current and the polymer length is quite simple. We always observe decreasing current with growing polymer length, which seems to approach a constant at the large ℓ limit. A somewhat quantitative discussion of the relation between the current and the temperature will be given elsewhere.[12]

One qualitative explanation to the observation is to consider the blob size. At zero temperature, only a part of the cells can carry current, which consist of the "blob", or "backbone" of the system.[10, 11] When the occupation probability is fixed, the average blob size is a decreasing function of the polymer length, as seen in Fig. 2. At low density, it is easier for longer polymers to surround an area and exclude it from the backbone. When the density is high, the longer polymer networks reach percolation first, since the percolation threshold p_c is a decreasing function of the polymer length ℓ . Therefore

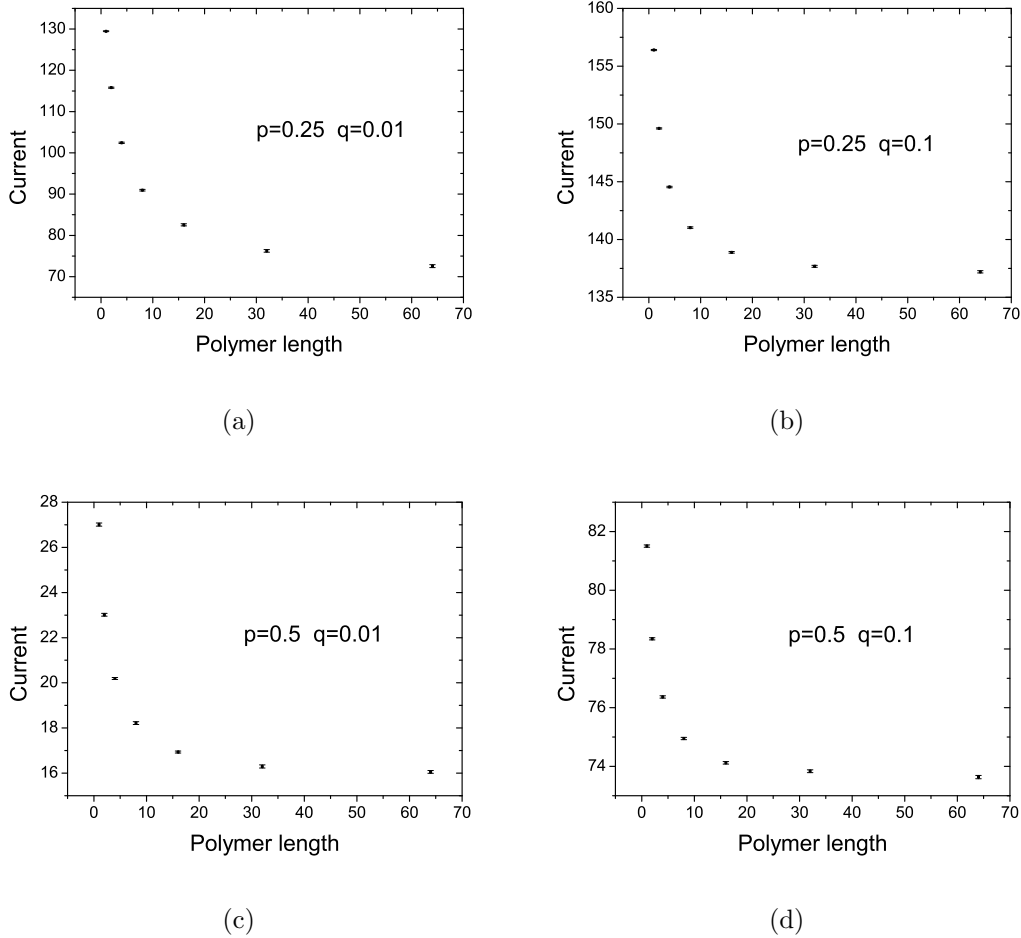


Figure 1. Steady state current through the polymer network as a function of the polymer length when only single occupation of bonds is allowed. The probability to jump across a single polymer segment t and the occupation probability p are shown in the inset of each diagram.

systems with longer polymer length have more fraction of closed configurations (i.e., ones with zero blob size), and the average blob size of the system is lower. The blob or the backbone is defined at zero temperature, and plays less important role when the temperature is high.

Next, we allow multiple occupation and fix the mass densities at $\rho = 0.25$ and 0.75 . The former is considered to be low and far away from percolation, while the latter is high and close to the percolation threshold. The simulation results are shown in Fig. 3.

The relation between the current and the polymer length becomes rather complicated here. In Fig. 3(a) we can see that at low temperature and low mass density, the current in general decreases when the polymer length grows, but it also undergoes a slight increase when the polymer length is very long. At the higher temperatures this increasing trend for long polymers becomes more pronounced, as seen in Fig. 3(b). When the mass density is high, however, the current is always an increasing function of

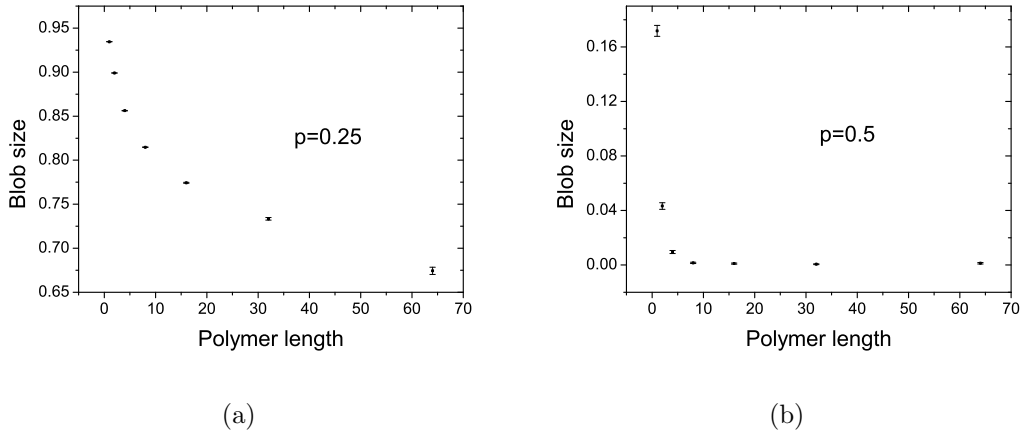


Figure 2. The blob size as a function of the polymer length- for the case with *single* occupation of bonds.

the polymer length, as shown in Fig. 3(c) and Fig. 3(d).

For system with multiple occupation but fixed mass density, there are at least three factors affecting the current. First, when multiple occupation is allowed, longer polymers have lower occupation probability, which tends to increase the current. Secondly, fixed mass density requires that system with lower occupation probability must have more multiple occupied bonds, and multiple occupied bonds locally allow smaller current to get through than singly occupied ones. Thirdly, the dependence of the average blob size on the polymer length. The complicated behaviors of the current result from the competition among these three factors. At density $\rho = 0.25$, the average blob size is a decreasing function of the polymer length, as shown in Fig. 4(a), which dominates the behavior of the current at the lower temperature $q = 0.01$ (Fig. 3(a)). However, the decreasing occupation probability has shown its influence when $\ell \geq 64$, where the current starts to increase slightly. The impact of this factor is seen more clearly at the higher temperature $q = 0.1$ (Fig. 3(b)), since its competitor, the decreasing blob size, plays a less significant role at higher temperatures. Though decreasing at short polymer lengths, the current undergoes an apparent and sudden increase when $\ell \geq 8$, forming a kink at $\ell = 7$. We know little about the position of the kink except that it decreases as a function of temperature. At the higher density $\rho = 0.75$, the behavior of the average blob size changes significantly, as shown in Fig. 4(b). At this density, systems with longer polymer length has larger blob size, which, along with the decreasing occupation probability, make the current an increasing function of the polymer length even at low temperature (Fig. 3(c)).

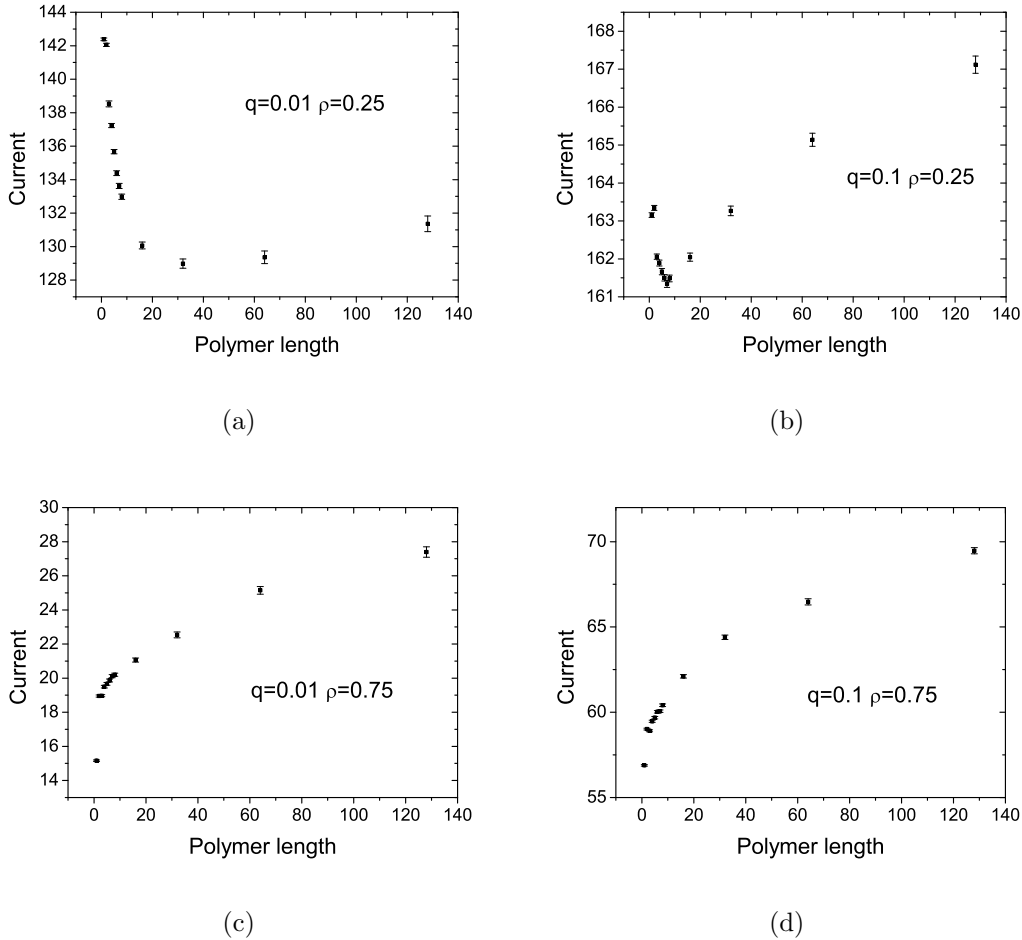


Figure 3. Steady state current through the polymer network as a function of the polymer length when multiple occupation of bonds is allowed. The probability to jump across a single polymer segment t and the mass density ρ are shown in the inset of each diagram.

4. Summary and Outlook

In this paper we have applied a simple model to the study of the permeation through a polymer network, in particular, the relation between the steady state current and the polymer length. We have used the Monte Carlo simulations on a two-dimensional square lattice with size up to 64^2 to show that, for systems without multiple occupations, the steady state current decreases for longer polymer lengths, which can be related to the average blob size of the system. When multiple occupation is present, the current as a function of the polymer length has a complicated behavior, which can be qualitatively explained by the interplay between the fraction of occupied bonds and the blob size. For properties of random media, a powerful tool for theoretical understanding is the effective medium theory[8]. In particular, it generates quite accurate results for random resistor networks, when the system is far away from percolation [7]. Application of this

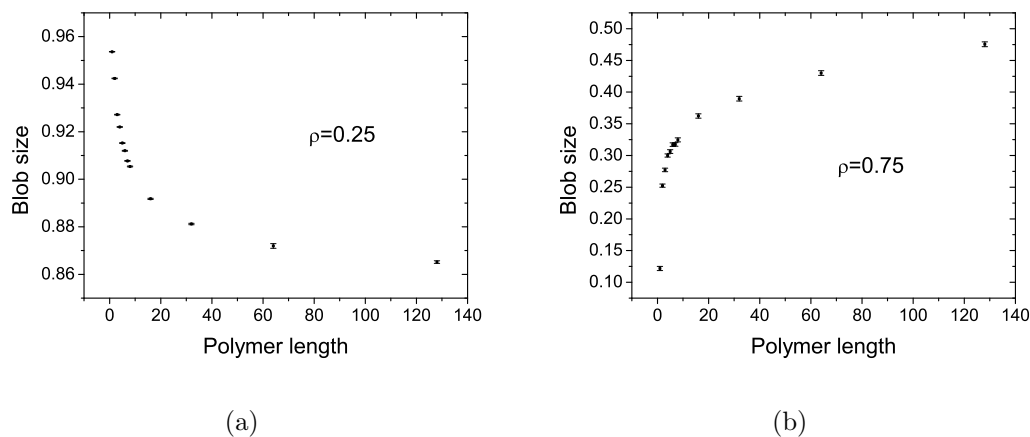


Figure 4. The blob size as a function of the polymer length- for the case with *multiple* occupation of bonds.

theory to our problem encountered some success and will be reported elsewhere [12].

Obvious directions for further study are (i) larger system sizes, which should provide some insight on thermodynamic limits and scaling properties; (ii) more detailed scan of the space of parameters ρ and T . We are also aware that results from this model cannot be easily compared with data from physical experiments. In particular, the model needs to be generalized to three dimensions. One possibility is to consider a cubic lattice, with the gas molecules still occupying the cells. To model the barriers formed by the polymers, we can let a chain be a sequence of random steps across the *diagonals* of the *faces* of the cubes. This way, a face can be considered as empty or occupied (by one more segments), leading to free diffusion of the particle between the adjoining cells, or an appropriately suppressed transition rate. Beyond a simple study of the currents due to a randomly created polymer network, we will need to introduce a model for the dynamics of the polymers. Otherwise, we cannot study the interesting effects of a polymer film prepared in a variety of manners or allowed to age over time. The main obstacle for such a program is obvious: computational power. In this sense, our study should be considered as a first step of a long program towards a full understanding of the complex problem of gas permeation through polymer networks.

5. Acknowledgment

This research is supported in part by the US National Science Foundation through grant DMR-0414122.

References

- [1] Kesting E and Fritzsche A K, 1993 *Polymeric gas separation membranes* (New York: Wiley)
- [2] Laot C M, Marand E, Schmittmann B and Zia R K P 2003 *Macromolecules* 36 8673

- [3] Schmittmann B, Gopalakrishnan M, and Zia R K P 2005 *J. Phys.: Cond. Matt.* 17 S1817
- [4] Thran A, Kroll G, and Faupel F, 1999 *J. Polym. Sci. B* 37 3344
- [5] Derrida B, and Vannimenus J, 1982 *J. Phys. A: Math. Gen.* 15 L557
- [6] Harris A B and Lubensky T C, 1987 *Phys. Rev. B* 35 6964
- [7] Luck J M, 1991 *Phys. Rev. B* 43 3933
- [8] Choy T C, 1991 *Effective medium mheory: principles and applications* (Oxford: Clarendon)
- [9] Antal T, Hilhorst H J, and Zia R K P, 2002 *J. Phys. A: Math. Gen.* 35 8145
- [10] Shlifer G, Klein W, Reynolds P J, and Stanley H E, 1979 *J. Phys. A: Math. Gen.* 12 L169
- [11] Herrmann H J, Hong D C, and Stanley H E, 1984 *J. Phys. A: Math. Gen.* 17 L261
- [12] Wu Y, 2007, To be published