

Honeycomb Lattice Solvable Models

Kyung-Hoon Kwon and Doochul Kim

*Department of Physics and Center for Theoretical Physics
Seoul National University, Seoul 151-742, Korea*

Abstract

We construct solvable models on the honeycomb lattice by combining three faces of the square lattice solvable models into a hexagon face. These models contain two independent, anisotropy controlling, spectral parameters and their transfer matrices with different spectral parameters commute with each other. At the critical point, the finite-size scaling of the transfer matrix spectrum for the honeycomb lattice models is written in terms of the quantities obtained from the finite-size scaling of the square lattice solvable models. We study in detail the phase transition properties of two models based on the interacting hard square model and the magnetic hard square model, respectively. The models, in general, can be extended to the IRF version of the Z-invariant models of Baxter.

I Introduction

The Yang-Baxter equation, also called the star-triangle relation (STR) has been one of the most useful tools for analytical calculation in the statistical lattice models[1]. A lattice model is called solvable if its Boltzmann weights satisfy the STR. There are a variety of solvable models. These models are all defined on the square lattice. In this work, we construct solvable models on the honeycomb lattice by combining three faces of the square lattice solvable models into a hexagon. The working is best illustrated from the perspective of the kagome lattice eight-vertex model and its Ising spin version on its dual lattice as follows.

In 1978, Baxter suggested the Z-invariant model on an arbitrary planar lattice where any three lines do not intersect at a point.[2] The intersections of the lines are regarded as lattice sites and an arrow is assigned to each section of line divided by two other lines. A model is said to be Z-invariant if its interaction satisfies the STR of vertex model for any triangle of the planar lattice. Here Z-invariant implies that the partition function \mathcal{Z} remains unchanged after sliding a line over a vertex point. One of the examples of Z-invariant model is the kagome lattice eight-vertex model which is investigated in Ref.[1].

On the kagome lattice, there exist three types of vertices. For solvable eight-vertex model on the kagome lattice, each type of vertices is described by different spectral parameters and is related to other types by the STR. The total free energy of this model is simple sum of three free energies each of which are obtained from the regular square lattice eight-vertex model of the corresponding spectral parameter. The two-point correlation function $\langle \sigma_r \sigma_m \rangle$ of two spins σ_r and σ_m located at site r and m depends only on one spectral parameter, if the sites r and m lie between two adjacent parallel lines and the system is large enough.

The kagome lattice eight-vertex model can be transformed to the interaction-round-a-face (IRF) model on its dual lattice. The dual lattice sites can be divided into two kinds of sites; one on the face of the hexagons and the up triangles and the other on the face of the down triangles of the kagome lattice. The former forms the honeycomb sublattice and the latter the triangular sublattice. The dual lattice of the kagome lattice will be called the honeycomb-triangular lattice. We can assign Ising spins to the honeycomb-triangular lattice points according to the direction of arrows of the original

vertex model. Since the vertex weight of the eight-vertex model is determined by four arrows surrounding a lattice point, the corresponding Ising model possesses both two and four spin interactions. When one takes the partial trace over the spins on the triangular sublattice, the resulting system is an Ising model on the remaining honeycomb lattice with complicated interactions. In this way, one can obtain the honeycomb lattice Ising model in which a hexagon is the unit of the IRF model.

We write the face weight of the Ising model corresponding to a vertex with spectral parameter u as $w(a, b, c, d|u)$ where a, b, c and d denote the spin states located at lower-left, lower-right, upper-right, and upper-left corners of a face, respectively, and denote by $W_h(a, b, c; d, e, f)$ the hexagonal face weight for a face whose corners have the spin values, a, b, c, d, e and f , counterclockwisely. Then the face weight for a hexagonal face is written in terms of the three spectral parameters u, v and z as (See Section II and Fig.2.)

$$W_h(a, b, c; d, e, f) = \sum_g w(e, g, c, d|u)w(g, a, b, c|v)w(f, a, g, e|z). \quad (1)$$

The summation runs over the possible spin values ± 1 . Following the condition for the Z-invariance[1], the spectral parameter z is connected to the other parameters u and v by $z = u - v$. In the notation of W_h , two independent variables u and v will be specified as $W_h(a, b, c; d, e, f|u, v)$.

An important observation is that the model obtained in this way is also solvable as we discuss in Section II. In fact, one can construct honeycomb lattice solvable models (HLSM) in this way starting from arbitrary weights $w(a, b, c, d|u)$ of solvable square lattice models. The purpose of this paper is to formulate generally the HLSM and study their properties. This paper is organized as follows. In Section II, we define the HLSM in a general setting and show the commutivity of the row-to-row transfer matrix. We also derive the general form for the bulk and the finite-size corrections of the transfer matrix spectra. In Section III and IV, we study the HLSM's based on the interacting hard square and the magnetic hard square, respectively. The ground state symmetries are mapped in the $(u-v)$ plane and, in the case of the magnetic hard squares, the transfer matrix spectrum is analyzed. In Section V, we extend the HLSM to a hierarchy of models which have larger unit cells. We conclude with a discussion in Section VI.

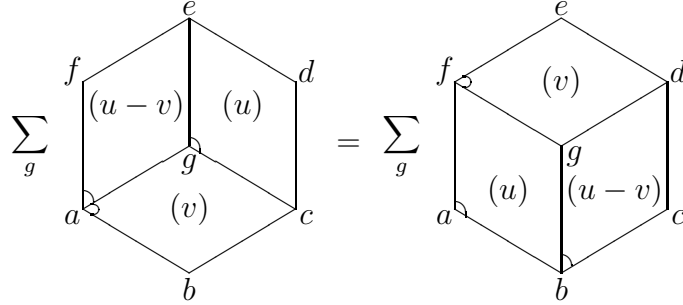


Figure 1: Graphical representation of the star-triangle relation.

II Honeycomb lattice solvable models

We start with the definition of the honeycomb lattice solvable models (HLSM) which are the IRF models constructed by using solvable models on the square lattice. Let (a, b, c, d) denotes a spin configuration of a unit square for a lattice spin model on the square lattice. Values of a, b, c, d range over the set of spin states depending on models. The face weights of solvable IRF models are denoted as $w(a, b, c, d|u)$ where u is the spectral parameter and its dependences on other interaction parameters are implicit. w is the solution of the STR which is shown graphically in Fig.1, and satisfy the standard reflection symmetries

$$w(a, b, c, d|u) = w(c, b, a, d|u) = w(a, d, c, b|u)$$

and the initial condition

$$w(a, b, c, d|0) = \delta_{ac} .$$

For any solution $w(a, b, c, d|u)$ obtained from the STR, we can construct the HLSM whose hexagonal face weights are given by Eq.(1). This definition of the hexagonal face weights is shown diagrammatically in Fig.2. Since the

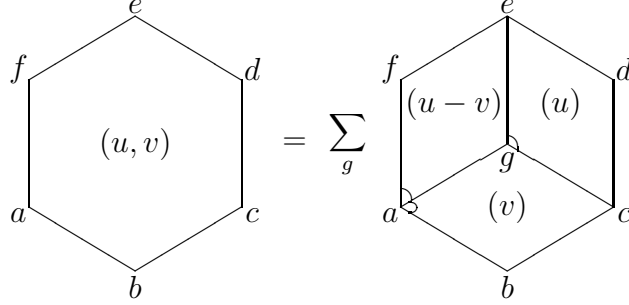


Figure 2: Definition of the Boltzmann face weights in the honeycomb lattice solvable model.

square lattice face weights satisfy the STR, we get the identity of

$$W_h(a, b, c; d, e, f|u, v) = \sum_g w(f, a, b, g|u)w(g, b, c, d|u-v)w(e, f, g, d|v). \quad (2)$$

Using the diagonal reflection symmetry to Eq.(2), we have the symmetry relation

$$W_h(a, b, c; d, e, f|u, v) = W_h(d, e, f; a, b, c|u, v).$$

We consider a honeycomb lattice system with M rows each of which is made of N hexagons as shown in Fig.3. To the lower and the upper sites of a row, we assign the spin configurations $\vec{a} = (a_1, a_2, \dots, a_{2N})$ and $\vec{a}' = (a'_1, a'_2, \dots, a'_{2N})$, respectively. The a_i 's and a'_i 's are the possible spin states. For convenience, we count the sites so that the set of spins $\{a_3, a_4, a_5, a'_4, a'_3, a'_2\}$ constitutes a hexagonal face. In this paper, we restrict ourselves to the periodic boundary condition; $a_{2N+1} = a_1$ and $a'_{2N+1} = a'_1$.

Defining the transfer matrix $\mathbf{V}_{\vec{a}\vec{a}'}(u, v)$ as

$$\mathbf{V}_{\vec{a}\vec{a}'}(u, v) = \prod_{\text{odd } i < 2N} W_h(a_i, a_{i+1}, a_{i+2}; a'_{i+1}, a'_i, a'_{i-1}|u, v),$$

the partition function \mathcal{Z} of the system with M rows is written in terms of the transfer matrix $\mathbf{V}(u, v)$ as

$$\mathcal{Z} = \text{tr}[\mathbf{V}(u, v)]^M.$$

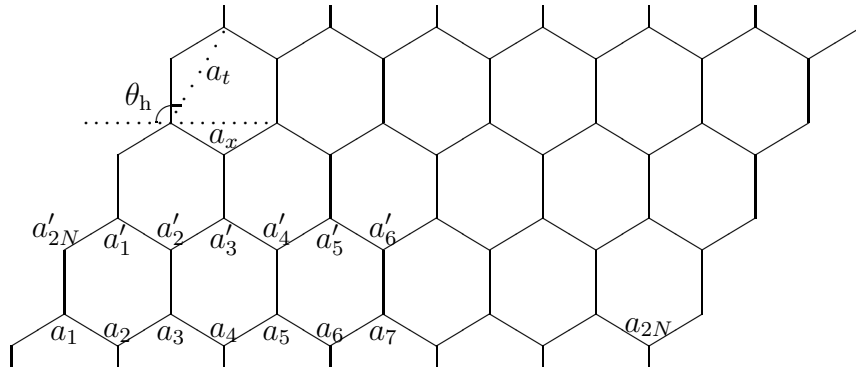


Figure 3: Distribution of the spins to the honeycomb lattice sites. a_x , a_t and θ_h are the parameters appearing in the finite-size scaling and not to be confused with the spin state labelings.

The transfer matrix \mathbf{V} of the honeycomb lattice model is the function of two independent spectral variables u and v . Using the STR, the commuting relation of

$$[\mathbf{V}(u, v), \mathbf{V}(u', v)] = 0$$

can be proved for any values of u and u' . This is best illustrated graphically as shown in Fig.4. In a similar manner, we also get the commuting relation of

$$[\mathbf{V}(u, v), \mathbf{V}(u, v')] = 0$$

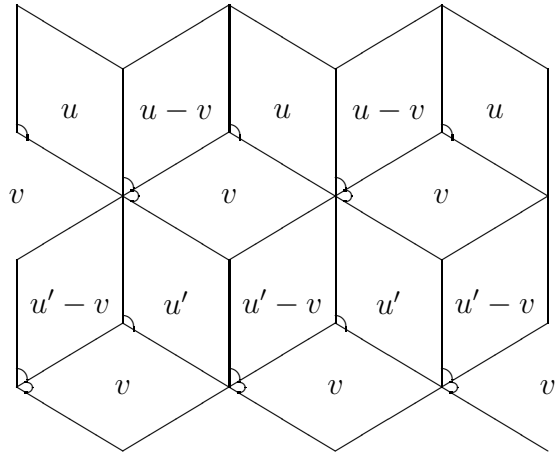
for different v and v' . Those relations imply the integrability of the model.

The free energy f_h per a hexagon face is given by

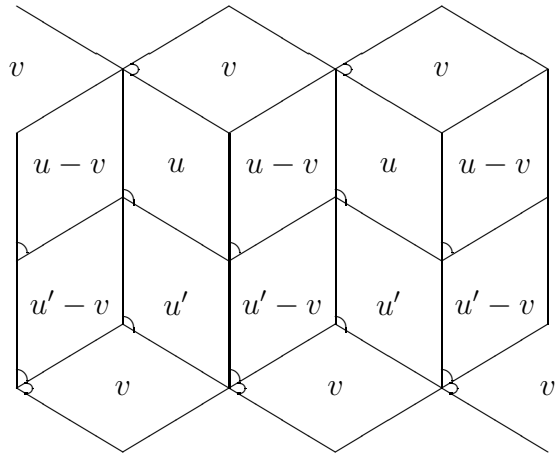
$$f_h(u, v) = f(u) + f(v) + f(u - v) ,$$

where $f(u)$ is the free energy per square of the square lattice system defined by the original face weight $w(a, b, c, d|u)$. This relation is derived in the same way as how the free energy of the kagome lattice eight-vertex model is obtained in [1].

Assuming the honeycomb lattice model has the conformal symmetry at the critical point, the finite-size scaling of the transfer matrix spectrum can

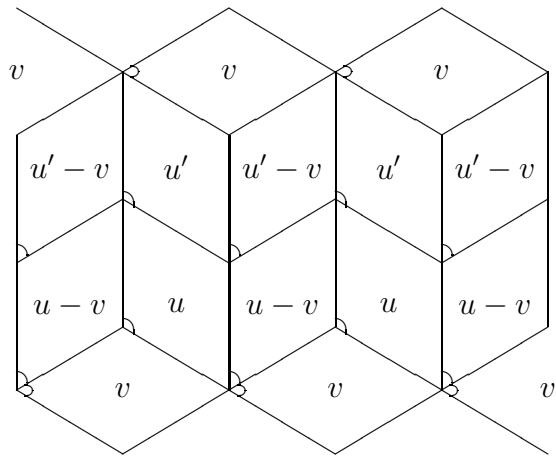


(a)

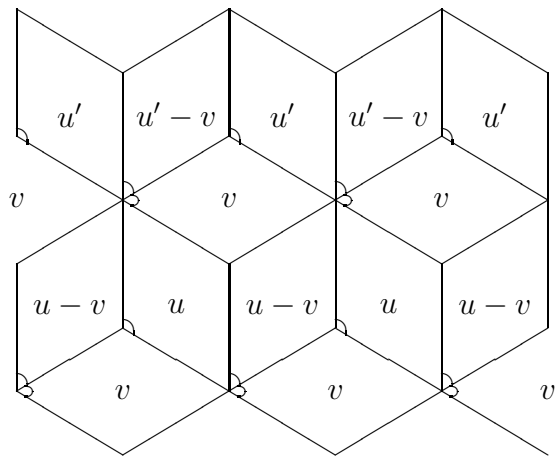


(b)

Figure 4: Proof of the relation $[\mathbf{V}(u, v), \mathbf{V}(u', v)] = 0$. (a) Two rows with the transfer matrix $\mathbf{V}(u, v)$ and $\mathbf{V}(u', v)$, respectively. (b) By the STR, we have moved the faces with the spectral parameter v over the faces with the parameter u and $u - v$. (c) Two rows in the middle have been interchanged, using the properties of square lattice solvable models. (d) By the STR, the uppermost faces with the spectral parameter v go down beyond the faces with the spectral parameter u' and $u' - v$.



(c)



(d)

be predicted by the conformal field theory. For the α -th eigenvalue Λ_α of the transfer matrix $\mathbf{V}(u, v)$, we expect the finite-size scaling form as follows[3],

$$-\ln |\Lambda_\alpha| = N f_h + \frac{2\pi}{N} \left(x_\alpha - \frac{c}{12}\right) \frac{a_t}{a_x} \sin \theta_h \quad (3)$$

under the periodic boundary condition. Here f_h is the bulk free energy, c is the central charge and x_α is the scaling dimension associated with the corresponding correlation function. a_x is the width of one hexagon in the horizontal direction and a_t is the length in the time direction. a_x and a_t are illustrated in Fig.3. θ_h is the angle depending on the anisotropy of the interaction[3]. For general u and v , the lattice should be deformed to make the system isotropic in the continuum limit so that a_t , a_x and θ_h take non-trivial values.

In Ref.[3], it was shown that each unit square of solvable square lattice models is deformed in such a way that $a_t = a_x$ due to the diagonal reflection symmetry and the deformation is characterized by the anisotropy angle θ which depends linearly on the spectral parameter. Applying this result to each types of squares forming a hexagon, one finds that the anisotropy parameters in Eq.(3) for the HLSM are given by

$$\begin{aligned} a_x &= 2a \cos \frac{\theta(v)}{2} \\ a_t &= 2a \cos \frac{\theta(u-v)}{2} \\ \theta_h &= \frac{\theta(u)}{2}, \end{aligned}$$

where $\theta(u)$ is the anisotropy angle of the square lattice solvable model with the spectral parameter u and a is the lattice constant of a hexagon, that is, the distance between nearest neighbors of the honeycomb lattice. These relations yield the finite-size scaling of the honeycomb lattice model, in terms of the quantities obtained in the square lattice solvable model as

$$\begin{aligned} -\ln |\Lambda_\alpha| &= N \{f(u) + f(v) + f(u-v)\} \\ &+ \frac{2\pi}{N} \left(x_\alpha - \frac{c}{12}\right) \frac{\cos\{\theta(u-v)/2\}}{\cos\{\theta(v)/2\}} \sin\{\theta(u)/2\}. \quad (4) \end{aligned}$$

Due to the initial condition $w(a, b, c, d|0) = \delta_{ac}$, the limit of $v \rightarrow 0$ reduces the honeycomb lattice to the square lattice system of the spectral parameter

u with $2N$ faces in a row. In the limit $v = 0$, the above finite-size scaling relation Eq.(4) reduces to that of the square lattice model with the parameter u as it should be.

One of the simplest examples for the honeycomb lattice solvable models is the standard Ising model. The solvable Ising model with diagonal interaction on the square lattice is defined by the interactions K_u and L_u through the face weight

$$w(a, b, c, d|u) = \exp(K_u ac + L_u bd) ,$$

where the u -dependences of K_u and L_u are given in the standard references, e.g. Ref.[1]. For the independent parameters u and v , the hexagonal weight is defined as

$$\begin{aligned} W_h(a, b, c; d, e, f|u, v) \\ = \sum_g \exp(K_u ec + K_{u-v} fg + K_v gb + L_u gd + L_{u-v} ea + L_v ac) . \end{aligned}$$

The STR simplifies this weight to

$$\begin{aligned} W_h(a, b, c; d, e, f|u, v) = & \exp(K_u ce + L_{u-v} ea + L_v ac) \\ & \times \exp(K_u fb + L_{u-v} bd + L_v df) \end{aligned}$$

which shows that only the two body interactions between next nearest neighbors appear on the honeycomb lattice. Since there is no interaction between nearest neighbors, the honeycomb lattice Ising model is equivalent to two independent Ising models on the triangular lattice. However, for other solvable models, such simple decomposition does not arise and following two sections are devoted to specific models, i.e., the interacting hard square model and the magnetic hard square model.

III Interacting hard square (IHS) model

In this section, we consider the HLSM based on the interacting hard square (IHS) model which is a diagonally interacting lattice gas model where a site cannot be occupied unless its nearest neighbors are all empty. Each site has the value 0(empty) or 1(occupied) and the face weight is described by the fugacity z , the interaction L and M :

$$w(a, b, c, d)$$

$$= \begin{cases} m z^{(a+b+c+d)/4} \exp(Lac + Mbd) t^{-a+b-c+d} & , \text{ if } ab = bc = cd = da = 0, \\ 0 & , \text{ otherwise.} \end{cases}$$

Here m is a constant which can be adjusted for a suitable normalization. The quantity t is necessary so as to discover the solution satisfying the STR. In the homogeneous square lattice where all the square faces have the same interaction strength, t does not appear in the partition function. However, on the honeycomb lattice, it can play a non-trivial role. Baxter[4] found the solutions to the STR on a special manifold in the parameter space (z, L, M, t) . The manifold is parametrized by the temperature-like variable q and the spectral parameter u . Interaction parameters, hence, the face weights are expressed by elliptic functions with argument u and nome q^2 . The face weights are defined when the spectral parameter, u varies in the range of $-\pi/5 < u < 2\pi/5$.

On the honeycomb lattice we will label six sites of a unit cell, counter-clockwisely from the uppermost corner, by sequential numbers 1 to 6. For instance, in Fig.2 we assign the site of the spin state e as 1, f as 2, and so on. And we denote by L_{ij} the interaction between the sites i and j . L_{ijk} is the three-spin interaction among the sites i, j and k . Then the face weights for the honeycomb lattice IHS model are given as

$$\begin{aligned} W_h(a, b, c; d, e, f | u, v) & \\ &= m_0 z_h^{(a+b+c+d+e+f)/3} \exp(L_{14}eb + L_{25}fc + L_{36}ad) \\ &\quad \times \exp(L_{13}ea + L_{24}fb + L_{35}ac + L_{46}bd + L_{51}ce + L_{62}df) \\ &\quad \times \exp(L_{135}ace + L_{246}bdf) \end{aligned}$$

where z_h is the fugacity and m_0 is the weight for the vacuum state, i.e. the state where all six sites of a hexagon are vacant. Actually the vacuum state of this honeycomb lattice model contains the state with one particle at the center of the cell. For the solvable IHS model, there is no four-spin interaction on the honeycomb lattice. From the exact solution of the square lattice, we obtain the following functional form for the interactions:

$$\begin{aligned} m_0 &= 1 + \frac{\theta_1^2(\frac{2\pi}{5})\theta_1(\frac{\pi}{5} - u)\theta_1(u - v)\theta_1(v)}{\theta_1^2(\frac{\pi}{5})\theta_1(\frac{2\pi}{5} + u)\theta_1(\frac{2\pi}{5} + u - v)\theta_1(\frac{2\pi}{5} + v)} \\ z_h &= \frac{\theta_1(\frac{2\pi}{5})\theta_1^2(u)\theta_1^2(\frac{\pi}{5} - u + v)\theta_1^2(\frac{\pi}{5} - v)}{\theta_1(\frac{\pi}{5})\theta_1^2(\frac{2\pi}{5} + u)\theta_1^2(\frac{2\pi}{5} + u - v)\theta_1^2(\frac{2\pi}{5} + v)} m_0^3 \end{aligned}$$

$$\begin{aligned}
L_{13} &= L_{46} \\
&= \ln \left[\frac{\theta_1(\frac{\pi}{5})\theta_1(\frac{2\pi}{5} + u - v)\theta_1(\frac{\pi}{5} + u - v)}{\theta_1(\frac{2\pi}{5})\theta_1^2(\frac{\pi}{5} - u + v)} m_0 \right] \\
L_{24} &= L_{15} \\
&= \ln \left[\frac{\theta_1(\frac{\pi}{5})\theta_1(\frac{2\pi}{5} + u)\theta_1(\frac{2\pi}{5} - u)}{\theta_1(\frac{2\pi}{5})\theta_1^2(u)} m_0 \right] \\
L_{35} &= L_{26} \\
&= \ln \left[\frac{\theta_1(\frac{\pi}{5})\theta_1(\frac{2\pi}{5} + u)\theta_1(\frac{\pi}{5} + v)}{\theta_1(\frac{2\pi}{5})\theta_1^2(\frac{\pi}{5} - v)} m_0 \right] \\
L_{14} &= \ln \left[\frac{\theta_1(\frac{\pi}{5})\theta_1(v)\theta_1(\frac{2\pi}{5} + u)\theta_1(\frac{2\pi}{5} + u - v)}{\theta_1(\frac{2\pi}{5})\theta_1(u)\theta_1(\frac{\pi}{5} - u + v)\theta_1(\frac{2\pi}{5} + v)} m_0 \right] \\
L_{25} &= \ln \left[\frac{\theta_1(\frac{\pi}{5})\theta_1(u - v)\theta_1(\frac{2\pi}{5} + u)\theta_1(\frac{2\pi}{5} + v)}{\theta_1(\frac{2\pi}{5})\theta_1(u)\theta_1(\frac{\pi}{5} - v)\theta_1(\frac{2\pi}{5} + u - v)} m_0 \right] \\
L_{36} &= \ln \left[\frac{\theta_1(\frac{\pi}{5})\theta_1(\frac{\pi}{5} - u)\theta_1(\frac{2\pi}{5} + u - v)\theta_1(\frac{2\pi}{5} + v)}{\theta_1(\frac{2\pi}{5})\theta_1(\frac{\pi}{5} - u + v)\theta_1(\frac{\pi}{5} - v)\theta_1(\frac{2\pi}{5} + u)} m_0 \right] \\
L_{135} &= L_{246} = -\ln m_0
\end{aligned}$$

where θ_1 is the standard elliptic theta function. It is defined by the spectral parameter u and the temperature-like parameter q^2 as

$$\theta_1(u) = \sin u \prod_{n=1}^{\infty} (1 - 2q^{2n} \cos 2u + q^{4n})(1 - q^{2n}).$$

For simplicity, we shall omit q^2 in the notation of θ_1 . It is to be noted that the interactions show the symmetry under the rotation by angle 180° which leads to the property of $W_h(a, b, c; d, e, f|u, v) = W_h(d, e, f; a, b, c|u, v)$.

$q^2 \rightarrow -1$ is the high temperature limit and $q^2 = 1$ corresponds to zero temperature. If we compute the hexagonal face weights for any u and v in these two limits, the dominant configurations on the honeycomb lattice can be obtained. By tracing the dominant configurations, we can draw the phase diagram of honeycomb lattice model. There are four regions in the $(u-v)$ plane where the ground state configurations take different nature. This is shown in Fig.5. The ground state configurations of each region are drawn in Fig.6. The region D includes the point of $(u, v) = (2\pi/15, \pi/15)$ where the interaction becomes isotropic. Fig.6(D) shows a ground state of the

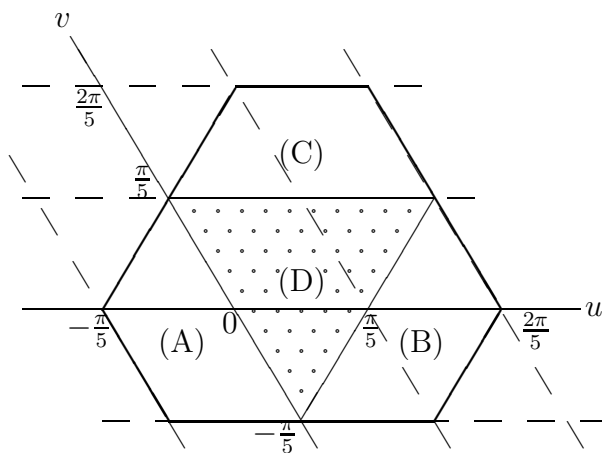


Figure 5: Phase diagram of the honeycomb hard square model. A, B, C and D are the regions in which the exact solution of the IHS model is defined. In order to emphasize the three-fold symmetry of the lattice, we choose the non-rectangular coordinate system where v -axis makes an angle 120° with the u -axis.

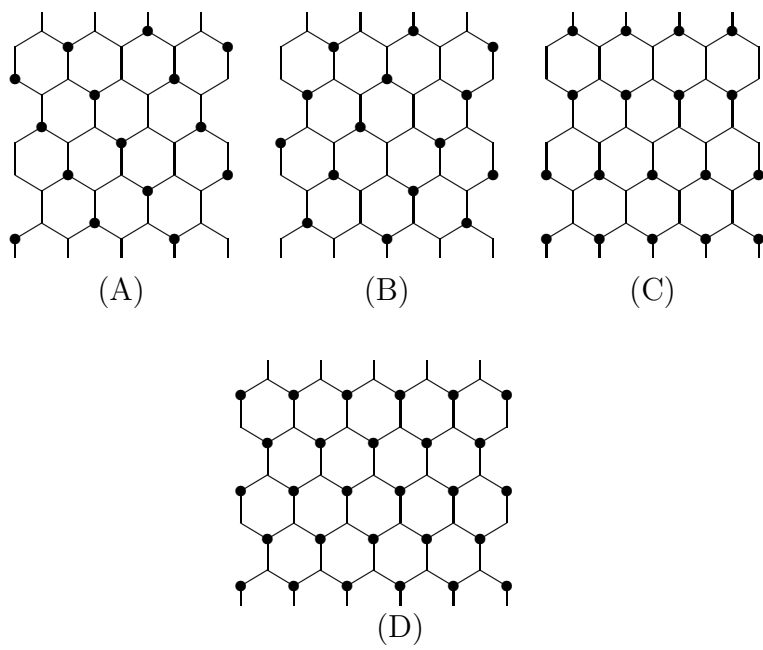


Figure 6: The ground states in the interacting hard square model. The figure (A), (B), (C) and (D) are the ground states of region A, B, C and D, of Fig.5, respectively.

region D. Even if we interchange the empty and occupied sites in the state of Fig.6(D), it does not affect on the energy of the system. That is, there are doubly degenerate ground states. Their particle density is $1/2$. The critical point, corresponding to $q = 0$, in this region is of the tricritical Ising model universality class as in the original square lattice model. In the regions A, B, and C, the particle density of the ground state is $1/3$. The ground states of the region B and C are obtained by rotating the system of region A by 120° and -120° , respectively. The honeycomb lattice is divided by three sublattices and the ground states of the region A, B, and C have three-fold degeneracy. As the temperature increases from zero, the domain walls will appear. The system having three different domains is described by the 3-state Potts model.[5] In the high temperature limit of $q^2 \rightarrow -1$, we can see as the dominant phase the vacuum phase in the regions A, B and C.

Let us call the ground states of (A), (B) and (C) as 3×1 ordering and that of (D) as $\sqrt{2} \times \sqrt{2}$ ordering. We borrow this notation from the square lattice ordering. When v approaches to 0, the system becomes the square lattice and the ground states given in Fig.6 are just the 3×1 and $\sqrt{2} \times \sqrt{2}$ orderings on the square lattice.

The 3×1 orderings on the honeycomb lattice may look rather strange. However, by converting the anisotropy of interaction to the geometrical anisotropy of lattice as discussed in Ref.[3], they are reduced to the compact ordering of large particles as shown in Fig.7. Therefore, the nature of symmetry breaking in the honeycomb lattice is the same as in the square lattice and no new universality classes appear in the HLSM.

IV Magnetic hard square (MHS) model

The magnetic hard square (MHS) model is the IHS model where each of particle has spin $1/2$ internal degrees of freedom. When a site is empty, its spin value is assigned to be zero. Otherwise, the spin is 1 or -1 . Its face weights are defined by

$$w(a, b, c, d) = \begin{cases} m z^{(a^2+b^2+c^2+d^2)/4} \exp(La^2c^2 + Mb^2d^2 + Jac + Kbd) t^{(a^2-b^2+c^2-d^2)/4} & , \text{ if } ab = bc = cd = da = 0, \\ 0 & , \text{ otherwise.} \end{cases}$$

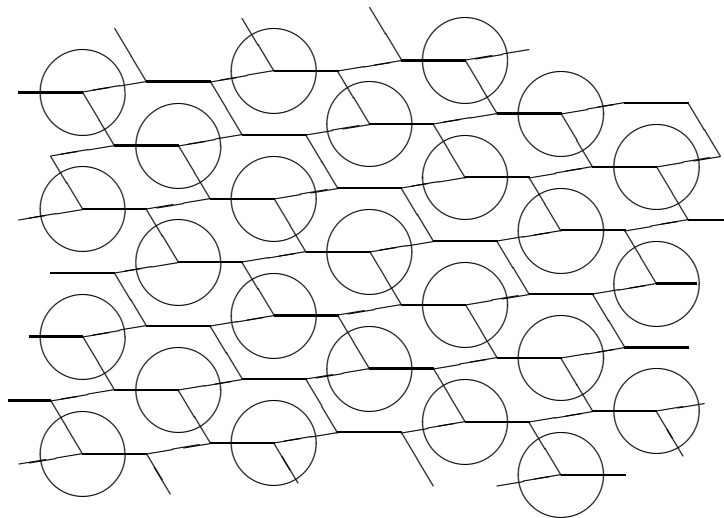


Figure 7: 3×1 ordering of the region A of the IHS model represented in the anisotropic lattice system.

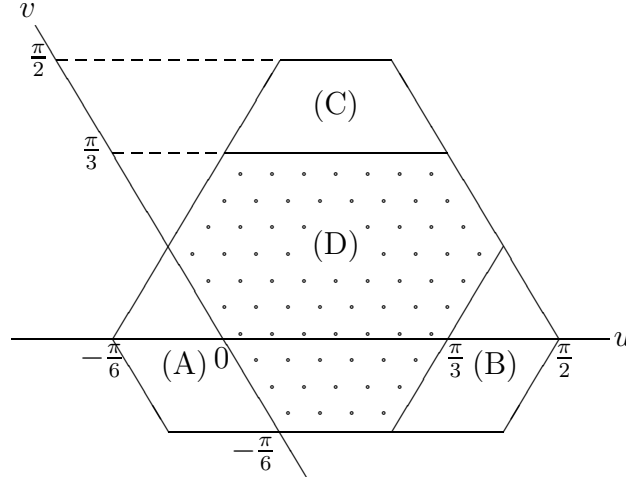


Figure 8: Definition of four regions A, B, C and D in the honeycomb lattice MHS model

The exact solution of this model on the square lattice which obeys the STR was found by Pearce[6].

For the solution on the so-called E manifold, the face weights are written by the elliptic theta functions parametrized by the spectral parameter u and the temperature-like parameter q . On the E manifold, the spectral parameter varies in $-\pi/6 < u < \pi/2$. q has the value between -1 and 1 . On the square lattice, $q \rightarrow 1$ is the zero temperature limit and $q \rightarrow -1$ is the high temperature limit. At $q = 0$, the E manifold crosses the critical line of T manifold where all the face weights are the trigonometric functions of u . The T manifold is a line parametrized by the crossing parameter λ and the $q = 0$ point of the E manifold corresponds to the $\lambda = \pi/3$ point of the T manifold.

Applying the elliptic solution of the square lattice to the honeycomb lattice model, we can draw the phase diagram of the honeycomb lattice MHS model. It is divided into four regions as shown in Fig.8. At zero temperature, the particles form $\sqrt{2} \times \sqrt{2}$ ordering as in the previous section. In the $\sqrt{2} \times \sqrt{2}$ ordering the honeycomb lattice has two sublattices. The ground states are that the sites of one sublattice are occupied and those of the other are empty. In the region D including the isotropic point, the system shows the ferromagnetic phase at zero temperature limit. In the other regions the

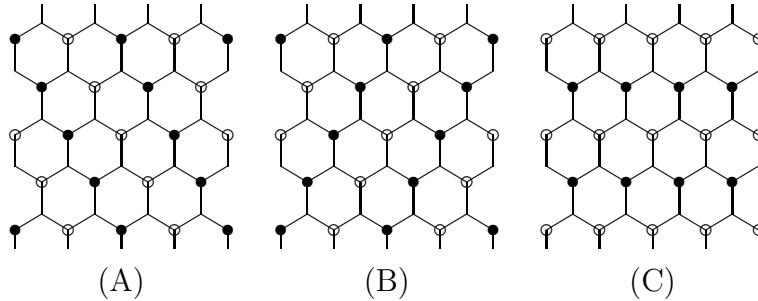


Figure 9: Antiferromagnetic orderings which are the ground states of the region A, B and C, respectively.

antiferromagnetic phases are dominant where $+1$ and -1 spins are alternating line by line. In the square lattice limit, this corresponds to the $(01\bar{0}1)$ state, following the notation used in Ref.[11]. Fig.9 illustrates the antiferromagnetic phases of the MHS model. In the high temperature limit, the region D is the paramagnetic phase where the spins of the occupied sublattice are distributed randomly and the local magnetization is zero. This limit belongs to the non-magnetic IHS model discussed in the previous section. Since there is no magnetic interaction in the IHS model, neither spin is preferred and the system shows the random distribution of the spin. In the other regions, the vacuum state is dominant.

The T manifold is the critical line where the face weights are the trigonometric functions of the spectral parameter. On the T manifold, the bulk free energy is given by that of the six-vertex model. This manifold is classified according to the spectral parameter u into three regions called as I/II, III/IV and V/VI region.¹ In I/II region, u varies in $-(\pi - \lambda) < u < 0$ and in III/IV region, in $0 < u < \lambda$. V/VI region is where u is in the range $\lambda < u < \pi$. In each region, the anisotropy angle of the square lattice which appears in the

¹The word *regime* is conventionally used instead *region* for classifying the regions according to the spectral parameter. But the word *region* would be more proper to imply the range depending on the spectral parameter. In this paper, we choose the word *region*.

finite-size scaling is found[3, 8, 9] to be

$$\theta = \begin{cases} -u/(1 - \lambda/\pi) & \text{in region I/II,} \\ u\pi/\lambda & \text{in region III/IV,} \\ (\pi - u)/(1 - \lambda/\pi) & \text{in region V/VI.} \end{cases} \quad (5)$$

The central charge of the square lattice model is $c = 1$ [7].

By calculating numerically the eigenvalues of the transfer matrix for the honeycomb lattice model and using the finite-size scaling proposed in Sec.II, the central charge and the scaling dimensions are obtained. From the numerical results, this model is manifested to have the central charge $c = 1$. In the case of $\lambda = 5\pi/12$, $u = \lambda/3$ and $v = \lambda/8$, we calculated the eigenvalues for $N = 4, 5$ and 6 . It is the case where all of three faces constituting one hexagonal face are in III/IV region. Table 1 shows the data of $N = 6$ for the scaling dimensions and the extrapolated values. We extrapolate the results by fitting finite size data to the form $x_\alpha(N) = x_\alpha(\infty) + a/N^b$ with a constant a and b to get the N -independent scaling dimension $x_\alpha(\infty)$. We divide the levels into sectors denoted as $[S, \tilde{r}]$. S is the spin of the field and \tilde{r} is the eigenvalue for the spin reversal operator. Their rigorous definition is given in Ref.[8]. The starred levels in the table represent doublets. For other notations, see Ref.[7] and [8]. The transfer matrix spectrum shows that the honeycomb lattice MHS model belongs to Ashkin-Teller class as in the case of the square lattice model. The last column of the table provides the corresponding scaling dimensions of the Ashkin-Teller model. $(0, 0)$ is the level related to the identity operator. $X_{n,m}$'s are the scaling dimensions of the gaussian operators, which are given by

$$X_{n,m} = \frac{n^2}{2g} + \frac{g}{2}m^2 .$$

where n, m are integers and g is the gaussian model coupling constant and is related to the crossing parameter by $g = 9(1 - \lambda/\pi)$. The dimensions $(1/16, 1/16)$, $(9/16, 9/16)$ and $(25/16, 9/16)$ are associated with the magnetization operator and are λ -independent.

When all the values of u, v and $(u - v)$ are in the region I/II or V/VI, we also have the same result as above. But in the cases that the faces of the region III/IV are mixed with those of the region I/II or V/VI, it appears that there exist an additional factor in the bulk free energy term besides

$[S, \tilde{r}]$	$N = 6$	Extrapolated	Exact value	
[0, +]	-1.6×10^{-4}	1.4×10^{-5}	0	(0, 0)
	0.0953	0.0952	0.0952	$X_{1,0}$
	0.3803	0.3810	0.3810	$X_{2,0}$
	0.8725	0.8543	0.857	$X_{3,0}$
	1.501	1.523	1.524	$X_{4,0}$
	1.965	2.000	2	(1, 1)
	2.040	2.099	2.095	$X_{1,0} + 1 + 1$
	2.317	2.374	2.381	$X_{5,0}$
	2.342	2.373	2.381	$X_{2,0} + 1 + 1$
2.562	2.620	2.857	$X_{3,0} + 1 + 1$	
[0, -]	*0.1254	0.1251	0.125	(1/16, 1/16)
	*1.127	1.128	1.125	(9/16, 9/16)
	*2.121	2.131	2.125	(1/16 + 1, 1/16 + 1)
[1, +]	1.089	1.094	1.095	$X_{1,0} + 1$
	1.362	1.377	1.381	$X_{2,0} + 1$
	1.861	1.870	1.857	$X_{3,0} + 1$
	2.421	2.503	2.524	$X_{4,0} + 1$
	2.652	2.706	–	–
	2.887	2.955	–	–
[1, -]	*1.120	1.125	1.125	(1/16 + 1, 1/16)
	*2.069	2.099	2.125	(9/16 + 1, 9/16)
	*2.092	2.131	2.125	(25/16, 9/16)
[2, +]	1.962	–	2	(0 + 2, 0)
	2.010	2.078	2.095	$X_{1,0} + 2$
	2.065	–	2.095	$X_{1,0} + 2$
	2.222	2.624	2.381	$X_{2,0} + 2$
	2.343	–	2.381	$X_{2,0} + 2$
[2, -]	*2.018	2.112	2.125	(1/16 + 2, 1/16)
	*2.080	2.112	2.125	(1/16 + 2, 1/16)

Table 1: Transfer matrix spectrum of the honeycomb lattice MHS model with $\lambda = 5\pi/12$, $u = \lambda/3$ and $v = \lambda/8$. The extrapolation is done from the data of $N = 4, 5$, and 6. The starred levels are doublets.

the sum of the bulk free energy of each face. Since we could not calculate the spectra for large enough system, we could not resolve the nature of this anomaly. Resumably, it comes from the mismatch between the ground states of different regions. Even if there exist an unexplained additional term, the $1/N$ correction term in the finite-size scaling show the expected behavior of Ashkin-Teller class for all the cases we have calculated.

The MHS model is generalized to the affine D model. The affine D model is characterized by λ and an integer L . The number of spin states is $(L + 3)$. The MHS model is equivalent to the affine D model with $L = 3$. In the general affine D model, the exact solution is found by Kuniba and Yajima[11] when $\lambda = \pi/L$. (Pasquier's ADE model corresponds to $\lambda = 0$.[10]) The transfer matrix spectra of the square lattice affine D model are analyzed in Ref.[12, 8]. It is found that they belong to the Ashkin-Teller universality class with the gaussian coupling given by $g = L^2(1 - \lambda/\pi)$. For the general affine D model, the honeycomb lattice model is also defined. We have also analyzed the transfer matrix spectrum for several cases of the honeycomb lattice affine D model and have found that their critical properties are again the same as in the square lattice model.

V Extension of the honeycomb lattice solvable models

Up to now we have investigated some properties of the honeycomb lattice models where each hexagonal face weights are given by the multiplication of the square face weights with the parameter u , $(u - v)$ and v . In this section we extend this scheme of constructing the integrable models to another kind of integrable models with larger unit cells. A hexagonal face consists of three parallelograms and we will distinguish the spectral parameters for the upper-right, upper-left and lower parallelograms by u , u' and u'' , respectively. For the models defined in Sec.II, they are fixed to be $u' = u - v$ and $u'' = v$. When the size of a unit cell is given as $m \times n$ with positive integers m and n , let us label the spectral parameters of the hexagon located at i -th column and j -th row of a unit cell as u_{ij} , u'_{ij} and u''_{ij} . Here $i(j)$ is the positive integer modulo $m(n)$. In Fig.10, the unit cell of 3×4 hexagons is illustrated as an example. Suppose that the spectral parameters of parallelograms included

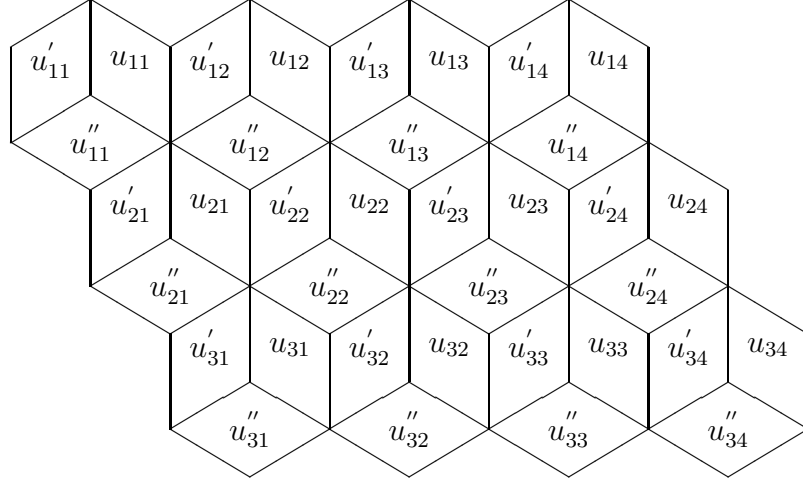


Figure 10: A unit cell consisting of 3×4 hexagons

in the unit cell are related by two variables of (u, v) as following:

$$\begin{aligned}
 u_{ij} &= u + (i - 1) \cdot (u - v) \\
 u'_{ij} &= u_{ij} - (n - j + 1)v \\
 u''_{ij} &= (n - j + 1)v.
 \end{aligned} \tag{6}$$

As long as the spectral parameters satisfy Eq.(6), the integrability of this model also can be proved by the STR in the simple way. Thus one can generate a hierarchy of integrable models starting from each integrable square lattice model.

As the honeycomb lattice solvable model corresponds to the deformed honeycomb lattice as shown in Fig.7, the system whose unit cell is made of $m \times n$ hexagons with different anisotropy angles results in the periodic deformation of honeycomb lattice. One example is illustrated in Fig.11 for the case $m = 1$ and $n = 4$.

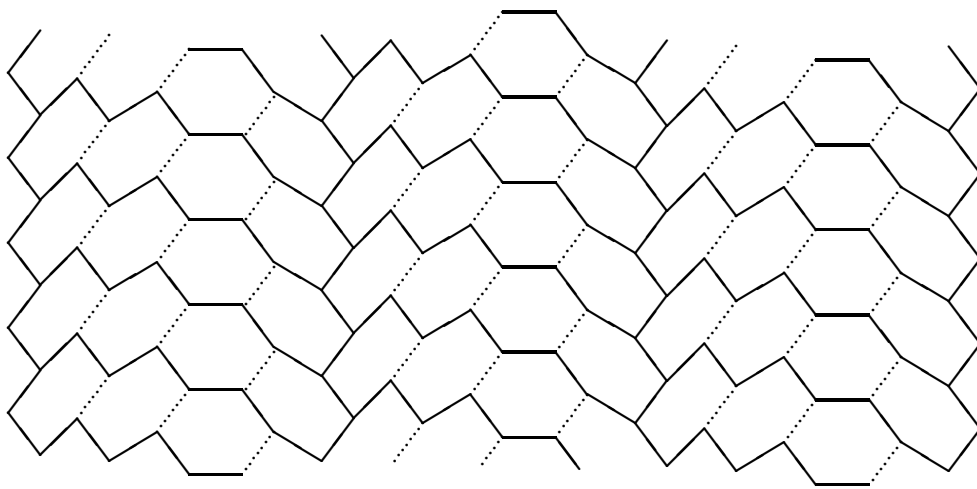


Figure 11: An example of the integrable model with 1×4 unit cell where the anisotropic interaction is interpreted as the geometrical anisotropy. The thick line denotes boundaries of unit cells.

VI Discussion

In this paper, we generalized the honeycomb lattice Ising model which is the IRF version of the kagome lattice eight-vertex model and have obtained the general honeycomb lattice solvable models. These models includes two spectral parameters which control deformations of a square into a parallelogram of general shape. The finite-size scaling behavior of the free energy and the anisotropy factor are written in terms of the quantities obtained in the square lattice models. From the several solvable models satisfying the STR, we analyzed the corresponding honeycomb lattice models. As to the critical phenomena, we do not expect new universality classes appear in the models constructed in this way, because the two point correlation function of the honeycomb lattice model behaves as in the regular square lattice model. However, some noble behaviors may appear in the non-universal quantities if the system has different properties in the different regions of the spectral parameter.

The IRF version of the Z-invariant model is described by the planar lattice system where the parallelograms of arbitrary angles fill the plane with no overlap and no gap. Considering a hexagon in such a lattice system, we can change the positions of three parallelograms constituting the hexagon by applying the STR. This process does not change the partition function. It allows us to construct lots of different systems having the same partition function, that is, the same free energy. If we consider the IRF version of the kagome lattice model, there are three kinds of the parallelograms. Keeping the free energy constant, we can change the distribution of the parallelograms by using the STR, repeatedly. Configurations obtained in this way will be the configurations of the random tiling model discussed in Ref.[13]. The Boltzmann weights of solvable models are analogous to the chemical potentials of the tiles. It also can be interpreted as the state of the zero-temperature triangular Ising antiferromagnet[14], if we use only three types of parallelograms in the solvable models. Possible application of the STR to the random tiling problems is left for future study.

Acknowledgement

This work is supported by KOSEF through the Center for Theoretical

Physics, Seoul National University.

References

- [1] R.J. Baxter, *Exactly Solved Models in Statistical Mechanics* (Academic Press, New York, 1982)
- [2] R.J. Baxter, *Phil. Trans. of the Royal Soc. of London A* **289**, 315 (1978)
- [3] D. Kim and P.A. Pearce, *J. Phys. A: Math. Gen.* **20**, L451 (1987)
- [4] R.J. Baxter, *J. Phys. A: Math. Gen.* **13**, L61 (1980)
- [5] M. den Nijs, in *Phase Transition and Critical Phenomena*, edited by C. Domb and J.L. Lebowitz, vol.12 (Academic Press, New York, 1988)
- [6] P.A. Pearce, *J. Phys. A: Math. Gen.* **18**, 3217 (1985)
- [7] D. Kim, P.A. Pearce, *J. Phys. A: Math. Gen.*, **20**, 6471 (1987); D. Kim, J.-Y. Choi, and K.-H. Kwon, *J. Phys. A: Math. Gen.* **21**, 2661 (1988)
- [8] K.-H. Kwon, D. Kim, *J. of Korean Phys. Soc.* **25**, 1 (1992)
- [9] K.-H. Kwon, Ph.D thesis (Seoul National University, 1993)
- [10] V. Pasquier, *Nucl. Phys. B* **285** [FS19], 162 (1987)
- [11] A. Kuniba, T. Yajima, *J. Stat. Phys.* **52**, 829 (1987)
- [12] J.-Y. Choi, K.-H. Kwon and D. Kim, *Europhys. Lett.* **10**(8), 703 (1989)
- [13] W. Li, H. Park and M. Widom, *J. Phys. A: Math. Gen.* **23**, L573 (1990)
- [14] H.W.J. Blöte, H.J. Hilhorst, *J. Phys. A: Math. Gen.* **15**, L631 (1982)