

**Fundamental properties of a vortex
in a d-wave superconductor**

M. Ichioka¹, N. Hayashi^{†2}, N. Enomoto^{†3} and K. Machida^{†4}

Department of Physics, Kyoto University, Kyoto 606-01, Japan

†Department of Physics, Okayama University, Okayama 700, Japan

The vortex core structure in a d-wave superconductor is analyzed on the basis of the quasi-classical Eilenberger theory beyond the Ginzburg-Landau framework. The current and magnetic field distributions around an isolated vortex break circular symmetry seen in s-wave pairing and show four-fold symmetry, reflecting the internal degrees of freedom in d-wave pairing, *i.e.* $\hat{k}_x^2 - \hat{k}_y^2$ in reciprocal space through the low lying quasi-particle excitations. The peculiar orientation of the flux line lattice observed recently in a cuprate is argued in light of the present theory.

PACS: 74.60.Ec, 74.72.-h

¹oka@ton.scphys.kyoto-u.ac.jp

²hayashi@mp.okayama-u.ac.jp

³enomoto@mp.okayama-u.ac.jp

⁴machida@mp.okayama-u.ac.jp

Much attention has been focused on the high temperature cuprate superconductors. Although precise pairing symmetry has not been identified yet, it is recognized[1] that $d_{x^2-y^2}$ -wave symmetry is most probable.

Recently, Keimer *et.al.*[2] reported the small angle neutron scattering experiment on $\text{YBa}_2\text{Cu}_3\text{O}_7$ to see the flux line lattice (FLL) in a magnetic field region; $0.5\text{T} \leq H \leq 5\text{T}$ and found that the vortices form an oblique lattice with two equal lattice constants and an angle of 73° between the two primitive vectors. FLL is oriented such that the nearest neighbor direction of vortices makes 45° from the a -axis (or b -axis) of the underlying orthorhombic crystal lattice when the field H is applied to the c -axis. This result is highly non-trivial to be understood within the framework of the Ginzburg-Landau theory (GL). In order to stabilize such an orientation of FLL, one of the primitive vectors must be aligned, making an angle of 9° from the a -axis. This means that we need the orientational energy of a higher order form $\Delta_0^n \cos n\theta$ with $n = 10$ in the GL free energy, where θ is the angle between one of the primitive vectors and the a -axis (or b -axis). This is quite unlikely in the spirit of the order parameter (Δ_0) expansion.[3]

Within the framework of GL, which is widely and conveniently used to discuss electromagnetic properties of cuprates, s-wave and d-wave superconductivity are not distinguished as far as the order parameter is single component because only the number of the order parameter components are relevant to construct the GL free energy. This is particularly true for the vortex structure. Therefore, the vortex core structure of d-wave pairing has been considered to be cylindrically symmetric with a singularity at the center, as in s-wave superconductors, within GL framework. The supercurrent and magnetic field distributions around an isolated vortex line are also cylin-

drically symmetric unless the crystalline anisotropy is implemented. (Note that the Cu-O plane in cuprates is quite isotropic in this respect.)

Motivated by the neutron experiment and the above considerations, we undertake to examine the vortex core structure of d-wave superconductivity. This study underlies the fundamental understanding of electromagnetic properties of cuprates. We hope that the internal degrees of freedom of a d-wave pair characterized by the relative coordinates such as $\Delta(\vec{k}) \propto \hat{k}_x^2 - \hat{k}_y^2$ might affect on determining properties related to spatial variations which are governed by the center of mass coordinates of a pair, such as a core structure or interface[4] where the pair function is forced to vary spatially.

The Eilenberger theory[5] is best suited for our purposes. Because this quasi-classical approach was originally designed to describe the conventional s-wave superconductors beyond the GL framework microscopically. This method easily allows us to treat the two different coordinates systems mentioned above and to discuss the physics of the length scale $\sim \xi_0$ (the coherence length), ignoring the shorter scale k_F^{-1} (k_F ; Fermi wave number).

The purpose of this paper is to analyze the vortex structure for a d-wave pairing beyond the GL framework, namely, within the quasi-classical Eilenberger theory. We will conclude that reflecting the internal degrees of freedom of a d-wave pairing function, the vortex core structure is anisotropic and the cylindrical symmetry around a vortex line seen in s-wave pairing is spontaneously broken. The associated supercurrent distribution and magnetic field distribution also become four-fold symmetric. This spontaneous symmetry breaking of the vortex structure is generic in anisotropic superconductors. Other non-trivial pairing states which are known to exist in heavy Fermion superconductors such as UPt₃[6] and superfluid ³He[7] must give

rise to own particular anisotropic vortex core structures, corresponding to their particular symmetries both of orbital and spin structures of the pairing function. The cylindrical symmetry around a vortex line is realized only when the pairing is s-wave.

We starts with a transport-like Eilenberger equation for the quasi-classical Green function $\hat{g}(\vec{r}, \theta, i\omega_n) = -i\pi \begin{pmatrix} g & if \\ -if^\dagger & -g \end{pmatrix}$ in a 2×2 matrix form, namely,

$$i\vec{v}_F \cdot \nabla \hat{g}(\vec{r}, \theta, i\omega_n) + \left[\begin{pmatrix} i\omega_n & -\Delta(\vec{r}, \theta) \\ \Delta^*(\vec{r}, \theta) & -i\omega_n \end{pmatrix}, \hat{g}(\vec{r}, \theta, i\omega_n) \right] = 0$$

supplemented by the normalization condition: $\hat{g}(\vec{r}, \theta, i\omega_n) \cdot \hat{g}(\vec{r}, \theta, i\omega_n) = -\pi^2 \hat{1}$. The Fermi velocity is v_F (The Fermi surface is assumed to be a circular). The order parameter $\Delta(\vec{r}, \theta)$ is described by two kinds of the coordinates, namely, the two-dimensional center of gravity coordinates $\vec{r} = (x, y)$ and the relative coordinate θ which is measured from the a -axis (or x -axis). The bracket $[\ , \]$ is a commutator. The self-consistent equation is given

$$\Delta(\vec{r}, \theta) = N_0 2\pi T \sum_{\omega_n > 0} \int \frac{d\theta'}{2\pi} V(\theta, \theta') f(\vec{r}, \theta', i\omega_n)$$

where the pairing interaction $V(\theta, \theta')$ is assumed to be separable. The density of states at the Fermi surface is N_0 . The associated supercurrent $\vec{j}(\vec{r}, \theta)$ is given in term of $g(\vec{r}, \theta, i\omega_n)$ by

$$\vec{j}(\vec{r}, \theta) = 2ev_F N_0 2\pi T \sum_{\omega_n > 0} \int \frac{d\theta'}{2\pi} \frac{\vec{k}}{i} g(\vec{r}, \theta', i\omega_n).$$

The magnetic field is determined through $\frac{4\pi}{c} \vec{j} = \vec{\nabla} \times \vec{H}$. Instead of solving the above Eilenberger equation, it is more convenient to use the following parametrization devised by Schopohl and Maki[8]

$$\hat{g} = -i\pi \frac{1}{1+ab} \begin{pmatrix} 1-ab & 2ia \\ -2ib & -1+ab \end{pmatrix}.$$

The Riccati equation is satisfied by $a(r_{\parallel})$ and $b(r_{\parallel})$:

$$v_F \frac{\partial a(r_{\parallel})}{\partial r_{\parallel}} + [2\omega_n + \Delta^*(r_{\parallel})a(r_{\parallel})]a(r_{\parallel}) - \Delta(r_{\parallel}) = 0.$$

The other unknown quantity $b(r_{\parallel})$ is related by $b(r_{\parallel}) = -a(-r_{\parallel})e^{-2i\theta}$ by symmetry in the isolated vortex case under consideration. Here we have taken the coordinate system: $\vec{u} = \cos\theta\vec{x} + \sin\theta\vec{y}$, $\vec{v} = -\sin\theta\vec{x} + \cos\theta\vec{y}$, thus a point $\vec{r} = x\hat{x} + y\hat{y}$ is denoted as $\vec{r} = r_{\parallel}\vec{u} + r_{\perp}\vec{v}$.

We take the following form for the d-wave vortex structure as a test potential:

$$\Delta(\vec{r}, \vec{k}, \theta) = \Delta_0 \tanh \frac{r}{\xi_0} \cdot e^{i\phi} \cos 2\theta$$

and $V(\theta, \theta') = g_d \cos 2\theta \cos 2\theta'$ with g_d being the coupling constant for the d-wave channel. The phase factor is given by $e^{i\phi} = \frac{x+iy}{\sqrt{x^2+y^2}}$. The numerical computation has been done using the standard algorithm for solving the first order differential equation.

The stereographic view of the current distribution near the vortex core is shown in Fig.1. It is clear that the amplitude of $|j(\vec{r})|$ is not circularly symmetric. The breaking of the cylindrical symmetry is stronger in the core region while toward the outer region the cylindrical symmetry is recovered gradually. The four-fold symmetry of $|j(\vec{r})|$ arises from the d-wave nature of the relative coordinate of the pairing function $\Delta(\vec{k}) \propto \hat{k}_x^2 - \hat{k}_y^2$. The four small peaks around the core move inside toward the core when the temperature (T) is lowered, indicating that the core region is narrowed with decreasing

T (compare Figs. 1(a) and (b)). This feature coincides qualitatively with a general rule known for conventional s-wave superconductors[9] and confirms an interpretation that it arises from Fermionic excitations bounded by the core associated with d-wave pairing by Volovik[10]. The current distribution of $|j(\vec{r})|$ extends toward the 45° direction from the x -axis and its equivalent directions. This is physically because there exist the local quasi-particle excitations along those directions which contribute to inducing the supercurrent. In fact the local density of states of the quasi-particle excitations[8] has a characteristic four-fold symmetric shape for low energies ($\leq \Delta_0$) and almost circular shape for higher energies ($\geq \Delta_0$). The latter is responsible for almost circular distribution of $|j(\vec{r})|$ in the outer region. It is known that in the core region physical quantities are dominated by lower energy excitations[11].

The associated magnetic field distribution $H(\vec{r})$ is displayed in Figs. 2(a) and (b). It is evident from Fig. 2(a) that $H(\vec{r})$ is also four-fold symmetric. The field extends along the x -axis and its equivalent directions, rotated by 45° from the current distribution. This is because the field is much screened by the induced current along the 45° direction, reflecting that the local quasi-particle excitations with lower energies deviates from the circular shape. The field distribution becomes almost circular beyond a characteristic length scale ξ_0 . We show a stereographic view of $H(\vec{r})$ in Fig. 2(b) where the ridges are barely seen along the x -axis and its equivalent directions.

While our calculation is based on the test potential as a first step, the feature of our results reflects qualitatively the essential nature of the d-wave pairing. The quantitative aspect might be modified by performing the self-consistent calculation. This is particularly true for the degree of the anisotropy in $H(\vec{r})$. In fact, we can certainly anticipate that the anisotropy

in $H(\vec{r})$ here is further amplified by a self-consistent computation. Because the resulting order parameter profile around the core, calculated by assuming a circular symmetric form: $\Delta(\vec{r}) \propto \tanh\frac{r}{\xi} \cdot e^{i\phi}$ as a starting test potential, comes out to be a anisotropic one (Note the square shapes near the center in the contour plot of Fig. 3). This will further lead to the anisotropic current and field distribution. The full self-consistent computation is left for a future problem.

Finally, we point out a possibility that other components of the order parameter may be induced around a d-wave vortex: As shown in Fig. 4 as an example, the s-wave component evaluated by $\Delta_s(\vec{r}) = N_0 g_s 2\pi T \sum \int \frac{d\theta'}{2\pi} f(\vec{r}, \theta', i\omega_n)$ is induced only in the core region of a d-wave superconductor if the pairing interaction has a small s-wave component g_s . Associated with the spatial inhomogeneity of the order parameter at a vortex or interface, other components may be induced. This tendency is in agreement with the similar quasi-classical analysis of interfaces[4] and with the GL theory analysis of vortices[12]. The mixing of two kind of order parameters, e.g. $s + id$ -pairing vortex further breaks spatial symmetry, giving rise to the two-fold symmetric local density of states.

Based on our calculations, let us argue how the flux line lattice (FLL) differs from the conventional superconductors: The FLL in a d-wave could be different from the regular triangular lattice in a s-wave because the latter is led due to the isotropy of the vortex core. The distorted vortex core structure in the d-wave must be taken into account when determining the structure of the FLL.

As for the FLL orientation relative to the underlying crystalline lattice, in the traditional treatment[3] based on the GL theory the higher or-

der derivatives, or the so-called non-local corrections are considered to derive an orientational energy. Here the orientational energy comes from the anisotropic current distribution and field distribution. We can speculate a possibility that when placing a nearest neighbor vortex at a certain distance from the center vortex, it could be advantageous to place it where the magnetic field is low to minimize the condensation energy loss, that is, the 45° direction in our case. This may explain the observation of the neutron experiment[2] mentioned earlier. These arguments should be substantiated by the detailed calculations beyond the GL theory. Here we only show the essence. Together with these theoretical investigations, the experimental efforts to understand the fundamental electromagnetic properties of the FLL associated with a d-wave pairing are certainly needed, for example, the further small angle neutron scattering or STM experiments are desirable to see the actual field distribution, or to directly probe the current distribution around a vortex core, which could distinguish it from s-wave pairing.

We thank N. Schopohl, K. Maki, D. Rainer and K. Takanaka for useful theoretical information and B. Keimer for discussions on their experiment.

References

- [1] See for example, papers in the Proceedings of M²S Conference in *Physica C* **235-240**, 1 (1994).
- [2] B. Keimer, *et.al.*, *Phys. Rev. Lett.* **73**, 3459 (1994).
- [3] K. Takanaka, *Prog. Theor. Phys.* **50**, 365 (1973). K. Takanaka and K. Machida, private communication.
- [4] The order parameter mixing is discussed to occur at interfaces in M. Matsumoto and H. Shiba, preprint
- [5] G. Eilenberger, *Z. Phys.* **214**, 195 (1968). See for review, J. W. Serene and D. Rainer, *Phys. Rep.* **101**, 221 (1983). An analysis of the vortex structure of a s-wave superconductor is done in L. Kramer and W. Pesch, *Z. Phys.* **269**, 59 (1974).
- [6] See for example, K. Machida *et.al.*, *J. Phys. Soc. Jpn.* **64**, 1067 (1995).
- [7] M. M. Salomaa and G. E. Volovik, *Rev. Mod. Phys.* **59**, 533 (1987).
- [8] N. Schopohl and K. Maki, preprint. K. Maki *et.al.*, *Physica B***204**, 214 (1995).
- [9] U. Klein, *Phys. Rev.* **B40**, 6601 (1989) and **B41**, 822 (1989).
- [10] G. E. Volovik, *JETP Lett.* **58**, 455 and 469 (1993) and *Physica C***235-240**, 2411 (1994).
- [11] F. Gygi and M. Schlüter, *Phys. Rev.* **B43**, 7609 (1991).

- [12] P.I. Soininen *et.al.*, Phys. Rev. **B50**, 13883 (1994) and A. J. Berlinsky *et.al.*, preprint. Also see, Y. Ren *et.al.*, Phys. Rev. Lett. **74**, 3680 (1995).

Figure Captions

Fig.1: Amplitude of the current density $|\vec{j}(\vec{r})|$ in the core region at $T/T_c = 0.05$ (a) and $T/T_c = 0.5$ (b) in the unit of $-2eN_0v_F\Delta_0$ (T_c is the transition temperature). There are four small peaks around the core in the 45° and its equivalent directions. These peaks become clear and move toward the core upon lowering T . Note the change of the length scale in (a) and (b) which is normalized by ξ_0 .

Fig.2: Contour plot (a) and stereographic view (b) of the magnetic field distribution at $T/T_c = 0.05$. The core region is focused in (a). The field extends along the x -axis and y -axis.

Fig.3: Amplitude of $|\Delta(\vec{r})|$, the $\hat{k}_x^2 - \hat{k}_y^2$ component, at $T/T_c = 0.05$ calculated by using the resulting Green function. It is normalized by Δ_0 . The amplitude is suppressed in the x -axis and y -axis directions as is seen from the square shapes in the contour plot.

Fig.4: Amplitude of $|\Delta_s(\vec{r})|/(g_s/g_d)$, the s-wave component, at $T/T_c = 0.05$ calculated by using the resulting Green function. The s-wave amplitude is induced in the core region. The contour plot shows that the profile has a four-leafed clover shape as coincided with the GL prediction[12].

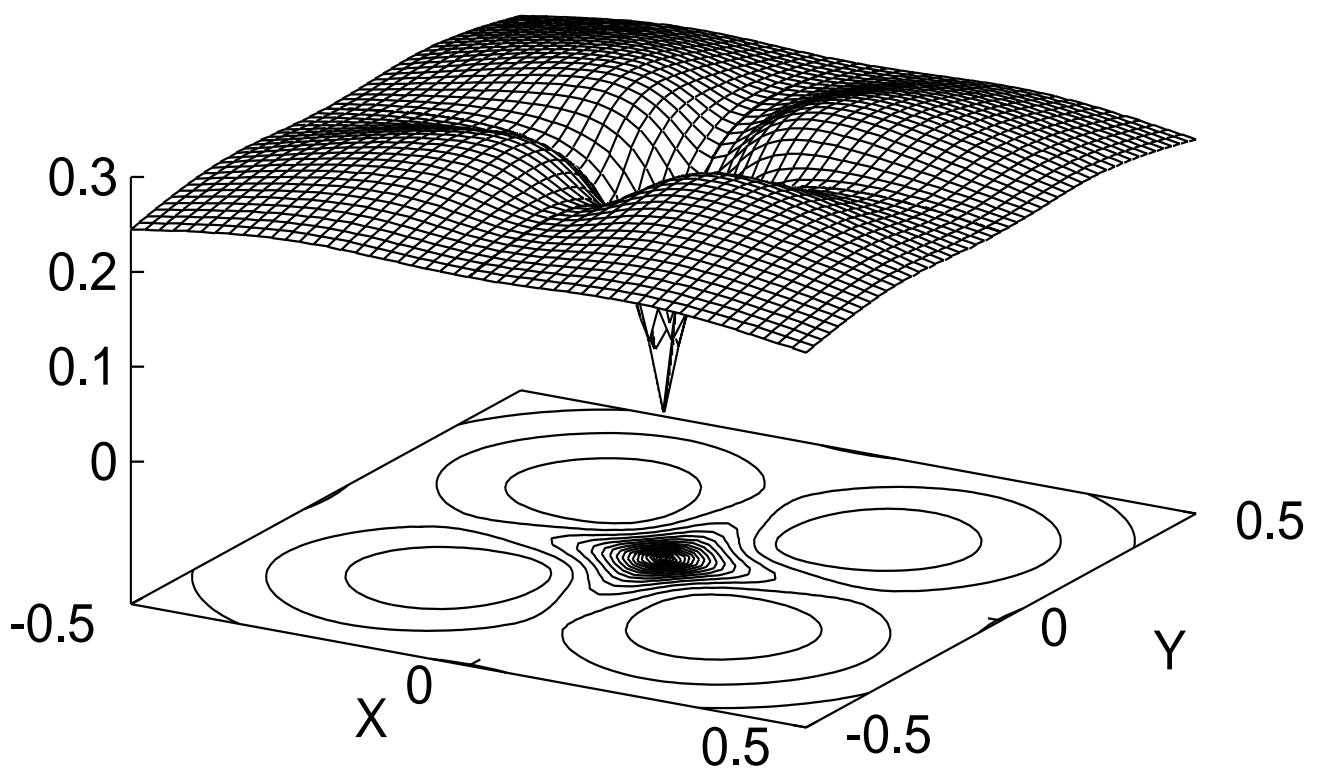


Fig. 1 (a)

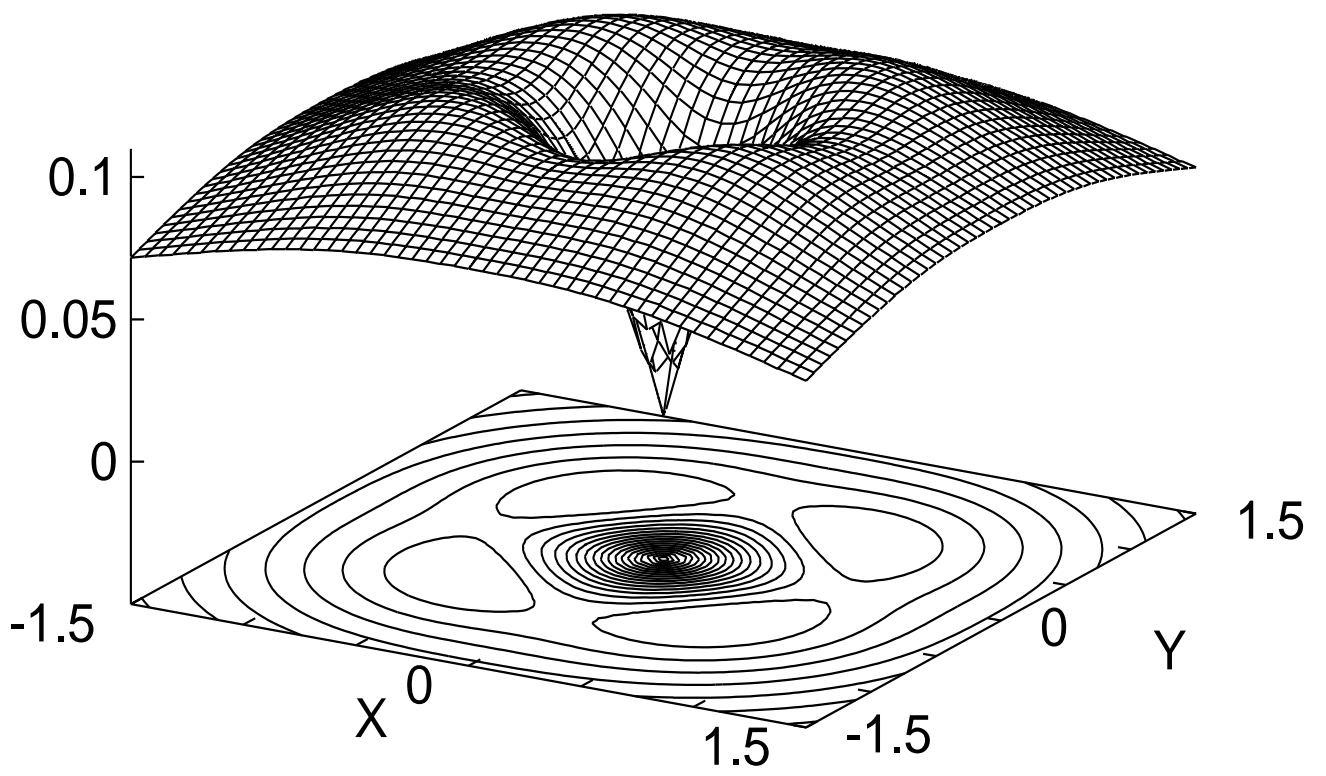


Fig. 1 (b)

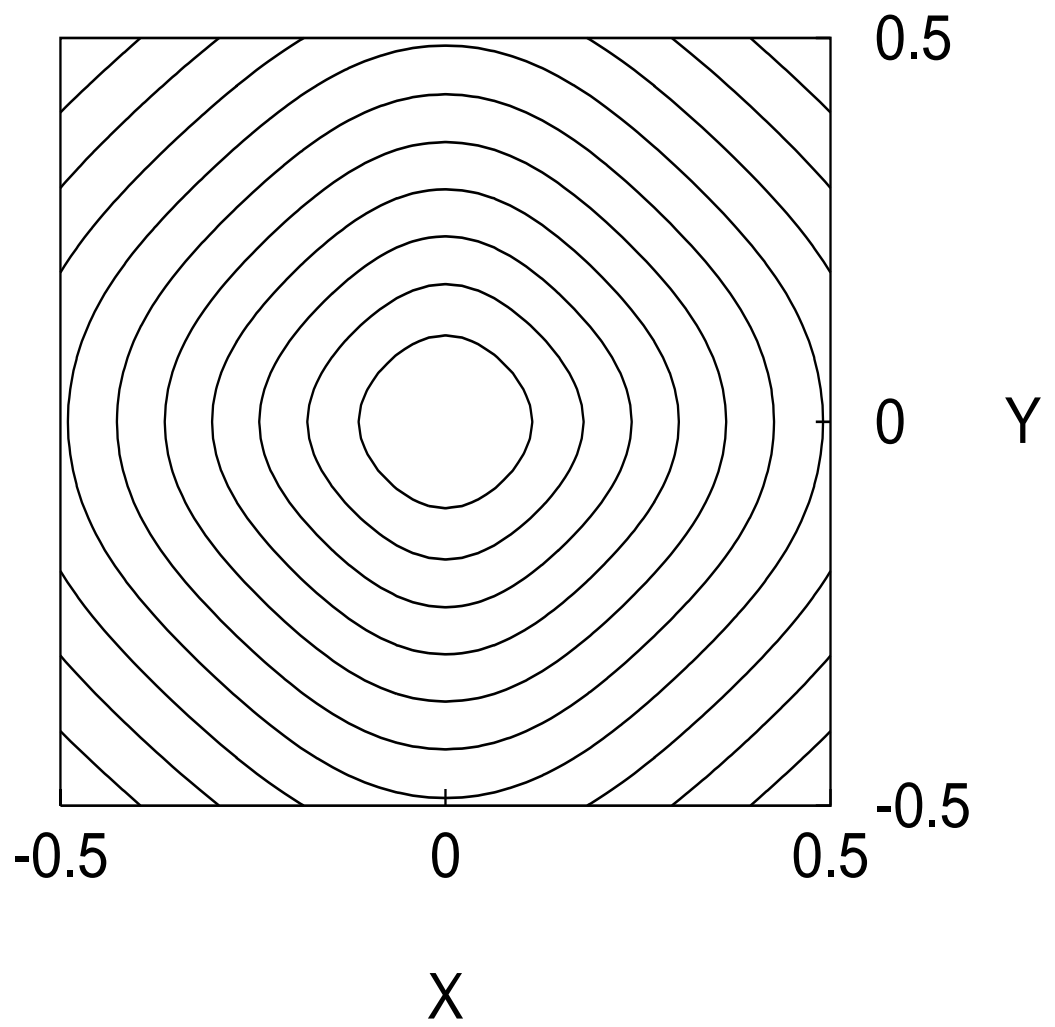


Fig. 2 (a)

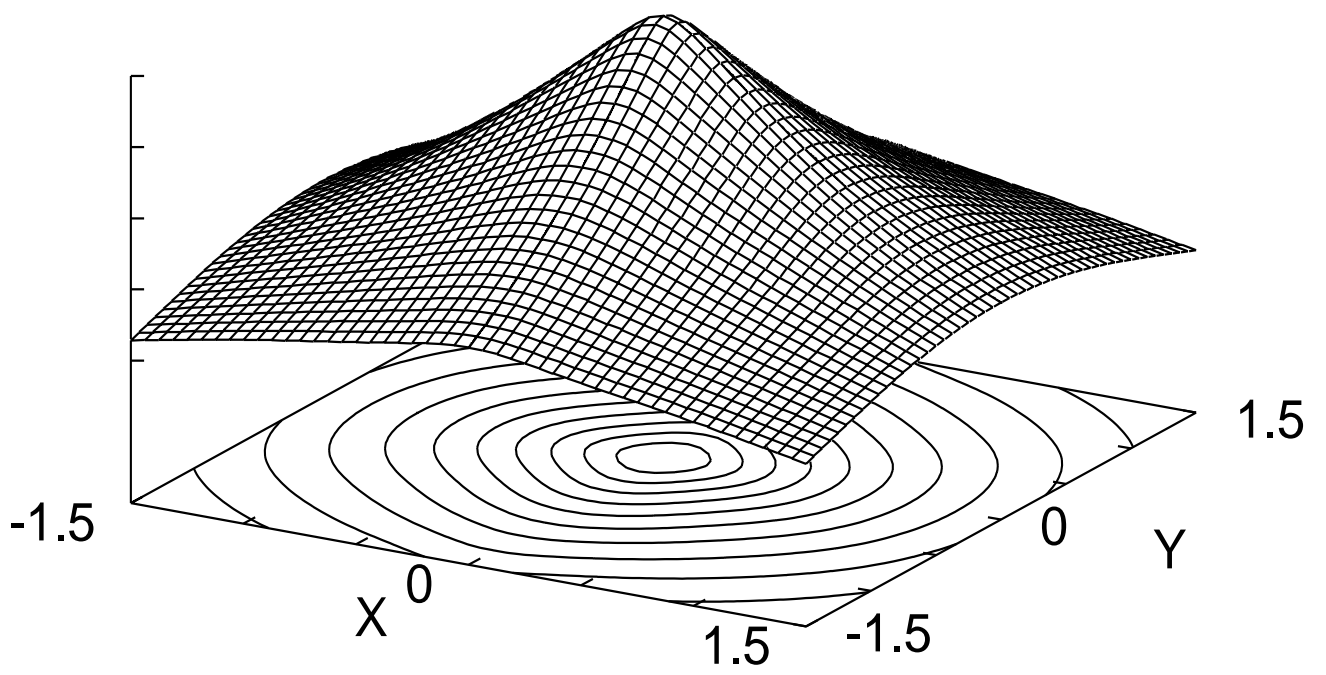


Fig. 2 (b)

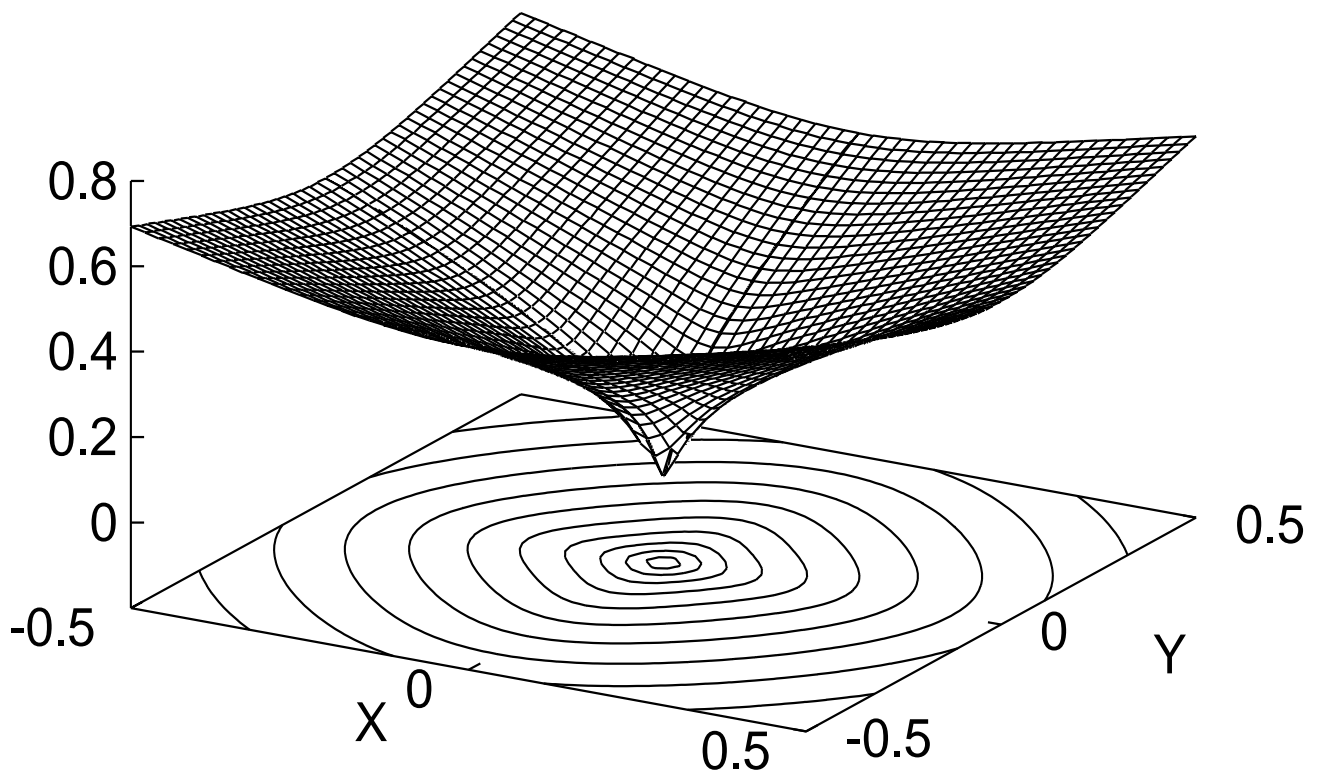


Fig. 3

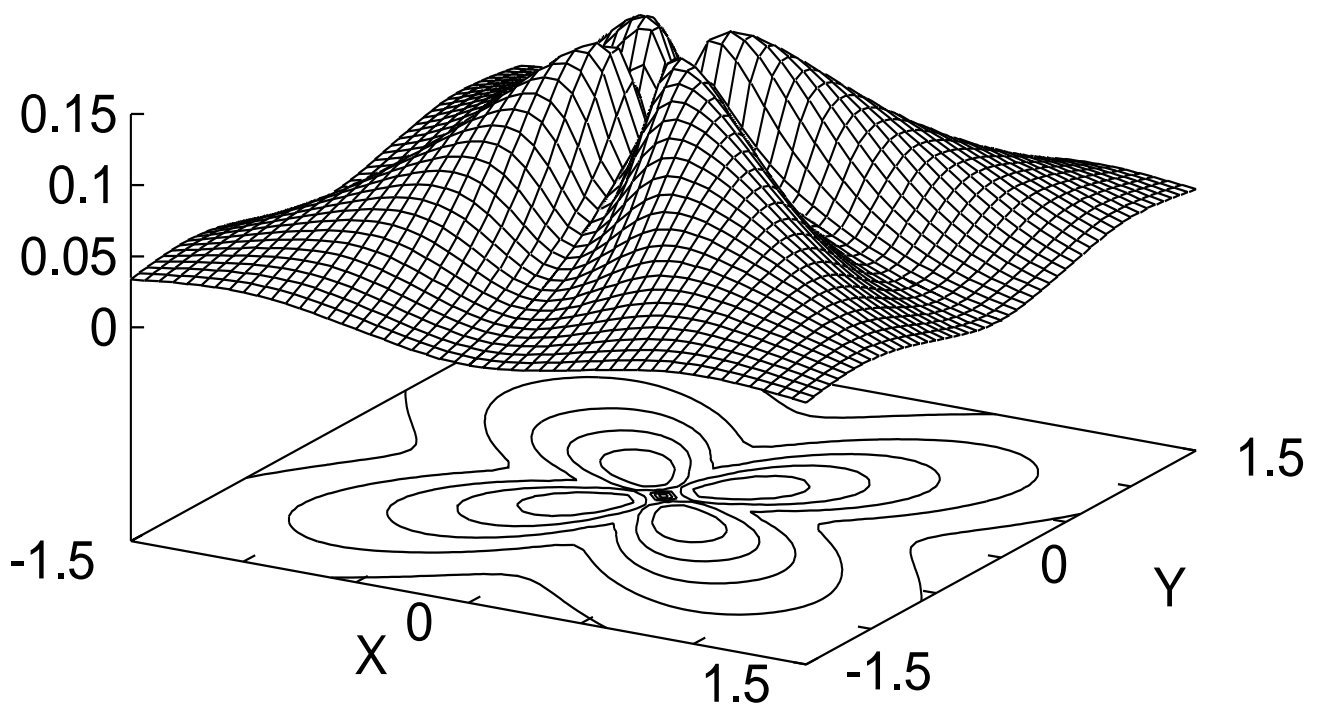


Fig. 4