

Phonon ‘notches’ in a - b -plane optical conductivity of high- T_c superconductors

Vladimir N. Kostur*

Center for Superconductivity Research, Department of Physics
University of Maryland, College Park, MD 20742

(E-print cond-mat/9507142; received July 31, 1995)

It is shown that a correlation between the positions of the c -axis longitudinal optic (LO_c) phonons and “notch”-like structures in the a - b plane conductivity of high- T_c superconductors results from phonon-mediated interaction between electrons in different layers. It is found that the relative size of the notches depends on $\lambda_{ph}(\Omega_{ph}/\gamma_{ph})$, where λ_{ph} , Ω_{ph} and γ_{ph} are the effective coupling strength, the frequency and the width of the optical phonon which is responsible for the notch. Even for $\lambda_{ph} \approx 0.01$ the effect can be large if the phonon is very sharp.

PACS numbers: 78.30.Er, 63.20.Kr, 72.10.Di, 74.70.Vy

The striking correlation between the positions of the c -axis longitudinal optic (LO_c) phonons and “notch”-like absorption structures in the a - b -plane conductivity $\sigma_{ab}(\mathbf{q}^0, \omega)$ was found by Reedyk and Timusk [1] for most of the high- T_c copper-oxide superconductors. It was shown [1] that such antiresonant features are not present in infrared measurements if the wave vector of light \mathbf{q}^0 is perpendicular to the c -axis. These results strongly suggested that the origin of “notch”-like structures in σ_{ab} is in the interaction of the a - b -plane electronic continuum with LO_c phonons [2,3], rather than in superconducting gap(s) [4]. This was further corroborated by Reedyk *et al.* [5] in a detailed analysis of their a - b -plane reflectivity measurements on the $Pb_2Sr_2LCu_3O_8$ -series ($L = Y, Dy, Eu, Sm, Nd$, and Pr), where an intrinsically low carrier concentration enables one to follow closely the progression of the phonon features as one goes from an insulating to a metallic regime. While the a - b -plane conductivity of the insulating compounds below 700 cm^{-1} is dominated by a series of infrared-active phonon peaks, the phonon peaks have by and large disappeared in the conductivity of metallic compounds due to screening and several antiresonant “notch”-like features appear at the positions of LO_c phonons.

Nevertheless, a microscopic understanding of these antiresonant features is lacking. The models presented in [2,3] are purely phenomenological and the connection that was claimed [1,3,5] to exist to the microscopic theory by M. J. Rice [6] of the optical properties of the *quasi-one-dimensional* organic conductors is—at best—unclear.

Here a microscopic mechanism which accounts for the presence of antiresonant features in a - b -plane optical conductivity when the wave vector of light \mathbf{q}^0 is parallel to the c -axis, and for their absence when \mathbf{q}^0 is perpendicular to the c -axis is proposed. (While in infrared \mathbf{q}^0 is small, it is finite-of the order $1/\delta$, where δ is the penetration depth of light in the material.) The contribution to the conductivity arising from the Fano process [7] depicted in Fig. 1(a) is considered. An infrared photon polarized along the a - b -plane (a dashed line in Fig. 1(a))

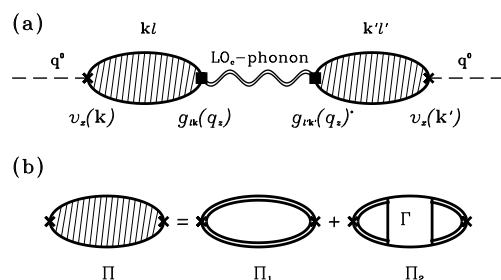


FIG. 1. (a) The “one-phonon-assisted” contribution to the current-current correlation function. The dashed line represents a photon and the wavy line represents a dressed LO_c -phonon ($\mathbf{q} \parallel c$). $g_{lk}(q_z)$ is the electron-phonon coupling matrix element. (b) Diagrammatic representation of the current-current correlation function. Γ is a four-point vertex due to interactions in the a - b -plane.

creates a particle-hole pair. In what follows the electric field vector \mathbf{E} is taken to be along x -direction (parallel to a -axis), Fig. 1(a). The particle and the hole experience all possible uncorrelated (the term Π_1 in Fig. 1(b)) and correlated (the term Π_2 in Fig. 1(b)) scattering events. The particle and the hole could recombine and produce a phonon (the wavy line in Fig. 1(a)). We assume that interaction between electrons in the layer labeled l and LO_c -phonon is described by Fröhlich-like term [8]

$$H_{e-LO_c} = \sum_{lk\sigma} c_{lk\sigma}^\dagger c_{lk\sigma} \sum_{q_z} g_{lk}(q_z) [b_{q_z} + b_{-q_z}^\dagger], \quad (1)$$

where l labels the layers stacked along z -direction (parallel to the c -axis), \mathbf{k} is the momentum in the a - b -plane and σ is the spin index. Here, it is taken into account that LO_c -phonon can carry the momentum only in c -direction. The bare electron-phonon matrix element can be written in the following form [9]

$$g_{l\mathbf{k}}^{(0)}(q_z) = - \sum_{\nu} \frac{1}{\sqrt{2NM_{\nu}\omega_{q_z}^{LO_c}}} e^{iq_z Z_{\nu}^0} \times \sum_{\mathbf{K}} \langle l, \mathbf{k} | \mathbf{e}_{LO_c}(q_z) i \nabla U(\mathbf{r} - \mathbf{R}_{\nu}^0) | l, \mathbf{k} + \mathbf{K} \rangle. \quad (2)$$

Here M_{ν} , \mathbf{R}_{ν}^0 and $U(\mathbf{r} - \mathbf{R}_{\nu}^0)$ are, respectively, the mass, position and potential of ν -th atom. N is the number of atoms. $\omega_{q_z}^{LO_c} \approx \Omega_{ph}$ is LO_c -phonon frequency and \mathbf{K} is a reciprocal lattice vector. The polarization vector $\mathbf{e}_{LO_c}(q_z)$ is parallel to c -axis. The contribution from electron- LO_c -phonon interaction to current-current correlation function is proportional to

$$\delta\Pi(q_z^0, \omega) = \sum_{l'} \delta\Pi_{l'}(\omega) e^{iq_z^0(z_l - z_{l'})}, \quad (3)$$

where the contribution from the diagram with one-phonon line which connects two particle-hole polarization bubbles is (see Fig. 1(a))

$$\delta\Pi_{l'}(\omega) = \frac{\Pi_l(\omega)\Pi_{l'}(\omega)}{N(0)} \sum_{q_z} D(\Omega_{ph}, \omega) \sum_{\mathbf{k} \in FS} v_x(\mathbf{k}) \times g_{l\mathbf{k}}(q_z) \sum_{\mathbf{k}' \in FS} v_x(\mathbf{k}') g_{l'\mathbf{k}'}(q_z)^*. \quad (4)$$

Here $N(0)$ is the density of states at the Fermi level, $v_x(\mathbf{k})$ is the electron velocity on the Fermi surface coming from the current vertex, $\Pi_l(\omega)$ is a polarization operator for l th layer and D is the LO_c -phonon propagator. The sums over \mathbf{k}, \mathbf{k}' are restricted to the Fermi surface (FS). For simplicity, it is assumed that Π_l is independent on l . At this stage I would like to emphasize the role of layered structure. In three-dimensional case the average of velocity times electron-phonon matrix element over the Fermi surface is equal to zero. In the case under consideration I propose an assumption that the quantity

$$\lambda_{l'}(\mathbf{k}, \mathbf{k}') = N(0) \sum_{q_z} g_{l\mathbf{k}}(q_z) g_{l'\mathbf{k}'}(q_z)^* \quad (5)$$

is sharply peaked at $\mathbf{k} \approx \mathbf{k}'$. This means that the electrons from different layers interact appreciably via exchange of the LO_c -phonon when their momenta are nearly equal. With this assumption one finds a *non-zero* contribution at $q_z^0 \neq 0$

$$\begin{aligned} \delta\sigma(\omega) &= \sigma(\mathbf{q}^0 \parallel c, \omega) - \sigma(\mathbf{q}^0 \perp c, \omega) \\ &= - \frac{\lambda_{ph}(q_z^0)\omega_p^2}{4\pi\omega} \Pi(\omega)^2 D(\Omega_{ph}, \omega). \end{aligned} \quad (6)$$

Here ω_p is the plasma frequency and

$$\begin{aligned} \lambda_{ph}(q_z^0) &= \sum_{\mathbf{k}, \mathbf{k}' \in FS} v_x(\mathbf{k}) v_x(\mathbf{k}') \sum_{l'} e^{iq_z^0(z_l - z_{l'})} \\ &\times \lambda_{l'}(\mathbf{k}, \mathbf{k}') / \sum_{\mathbf{k} \in FS} v_x(\mathbf{k})^2. \end{aligned} \quad (8)$$

In the case when \mathbf{q}^0 is perpendicular to the c -axis $\lambda_{ph}(q_z^0 = 0) = 0$, because the electron-phonon matrix element of the LO_c -phonon is proportional to $\mathbf{e}_{LO_c} \cdot \nabla \propto \partial/\partial z_l$, and it vanishes after summation over l .

The experimentally measured values of the electron-phonon coupling parameter for a particular c -axis phonon branch, e. g. $B_{1u}(z)$ optical modes, are estimated to be 0.01-0.03 [10], in agreement with calculated values [11]. The effective value of $\lambda_{ph}(q_z^0)$ in Eq. (6) can be smaller (not much if $\lambda_{l'}(\mathbf{k}, \mathbf{k}')$ is sharply peaked at $\mathbf{k} = \mathbf{k}'$). However, as it is shown below, the maximum relative size of the contribution from this process is about $\lambda_{ph}(q_z^0)\Omega_{ph}/\gamma_{ph}$, where Ω_{ph} and γ_{ph} are the frequency and the width of the phonon, respectively. The experimentally measured values of Ω_{ph}/γ_{ph} for LO_c phonons are in the range 10-200 [10]. The band structure calculations give nearly the same or larger values for this ratio [11]. Thus, if the a - b plane LO phonons are sharp their contribution through the Fano process can be considerable even for *small* values of $\lambda_{ph}(q_z^0)$ as is found experimentally [1].

The contribution to the real part of the a - b -plane conductivity is given by

$$\begin{aligned} \delta\sigma_1(\omega) &= - \frac{\omega_p^2}{4\pi\omega} \left[\left[\left(Re\Pi(\omega) \right)^2 - \left(Im\Pi(\omega) \right)^2 \right] \right. \\ &\times \left. ImD(\Omega_{ph}, \omega) + 2Re\Pi(\omega)Im\Pi(\omega)ReD(\Omega_{ph}, \omega) \right]. \end{aligned} \quad (9)$$

The propagator D for optical phonon can be modeled by a Lorentzian

$$D(\Omega_{ph}, \omega) = \frac{\Omega_{ph}^2}{\omega^2 - \Omega_{ph}^2 + i\gamma_{ph}\omega}. \quad (10)$$

The function $\Pi(\omega)$ is connected to the scattering processes of the charge carriers. To estimate the order of magnitude of $\delta\sigma_1(\omega \approx \Omega_{ph})$ I use the following approximate form for Π in the normal state [12,13]

$$\Pi(\omega) = \frac{\omega}{(1 + \bar{\lambda}(\omega)) \omega + i\tau^{-1}(\omega)}. \quad (11)$$

Here $\tau^{-1}(\omega)$ is the scattering rate of the charge carriers and $(1 + \bar{\lambda}(\omega))$ is an effective mass renormalization parameter. By using the Eq. (9) one can obtain an estimate at $\omega = \Omega_{ph}$

$$\delta\sigma_1(\Omega_{ph}) = - \frac{\omega_p^2 \lambda_{ph}}{4\pi \gamma_{ph}} \frac{(\Omega_{ph}\tau)^2 \left[1 - ((1 + \bar{\lambda})(\Omega_{ph}\tau))^2 \right]}{\left[1 + ((1 + \bar{\lambda})(\Omega_{ph}\tau))^2 \right]^2}, \quad (12)$$

where $\tau = \tau(\Omega_{ph})$ and $\bar{\lambda} = \bar{\lambda}(\Omega_{ph})$. I would like to stress that τ and $\bar{\lambda}$ are connected with *all* scattering

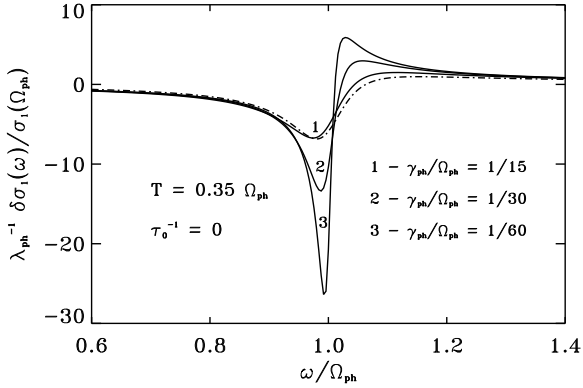


FIG. 2. $\delta\sigma_1(\omega)$ calculated without impurity scattering for a LO_c phonon at frequency Ω_{ph} and different ratios of γ_{ph}/Ω_{ph} . The temperature $T = 0.35\Omega_{ph}$ corresponds to room temperature if phonon frequency, Ω_{ph} , is equal to 600 cm^{-1} . The parameters for the electron-boson spectral weight are $\lambda = 2$, $\gamma_B = 0.25\Omega_B$, $\Omega_B = 0.66\Omega_{ph}$ for curves 1-3 and $\Omega_B = \Omega_{ph}$ for dash-dotted curve (see the text). The coupling constant λ is defined as twice the integral over the electron-boson spectral weight divided by frequency [8].

processes of the carriers and not just with the electron-phonon scattering. It follows from Eq. (12) that the contribution of the process described in Fig. 1(b) will produce a “notch” in the conductivity near the LO_c phonon if $(1 + \bar{\lambda})^{-1}\tau^{-1} > \Omega_{ph}$, and that the relative depth of the notch, $\delta\sigma_1(\omega = \Omega_{ph})/\sigma_1(\omega = \Omega_{ph})$ is proportional to $\lambda_{ph}\Omega_{ph}/\gamma_{ph}$. More generally, the condition for a “notch” implied by Eq. (9) is $|Im\Pi(\omega)| > Re\Pi(\omega)$ for ω near the phonon position. At temperatures $T \geq \Omega_B/3$, where Ω_B is the characteristic energy of a boson which produces a dominant contribution to the electron self-energy, $\bar{\lambda}$ in Eq. (12) could be ignored and one finds for example that the maximum size of $\delta\sigma_1(\omega = \Omega_{ph})/\sigma_1(\omega = \Omega_{ph})$ is $0.3\lambda_{ph}\Omega_{ph}/\gamma_{ph}$ when the scattering rate of the carriers is about $2\Omega_{ph}$. In the case of the LO_c phonons in $Pb_2Sr_2DyCu_3O_8$, where the minima in the room temperature reflectance have been observed between 400 cm^{-1} and 600 cm^{-1} [1], this would correspond to $1/\tau$ of about 1000 cm^{-1} -a value similar to what has been found for the scattering rate of “mid-infrared carriers” in $YBa_2Cu_3O_7$ in the same frequency range [3].

In order to obtain more quantitative results for $\delta\sigma_1$ one needs both the real and the imaginary part of $\Pi(\omega)$. The normal state value of Π in Eq. (9) is evaluated in the usual way [14–16], by replacing it with a simple bubble Π_1 in Fig. 1(b), where the electron lines are dressed by the self-energy arising from a one-boson exchange and/or from the impurity scattering. The ladder diagrams involving electron-boson and electron-impurity scattering processes which contribute to Π_2 , Fig. 1(b), can be effectively included in Π_1 by replacing the electron-boson

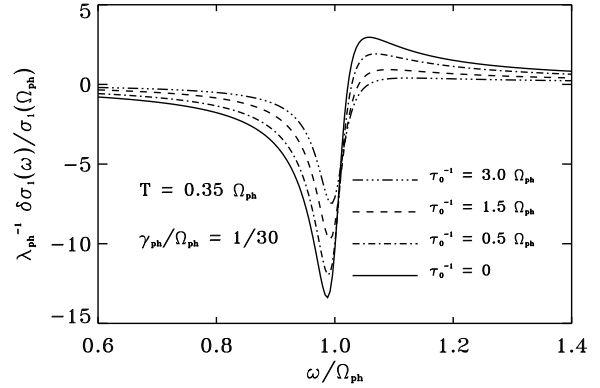


FIG. 3. $\delta\sigma_1(\omega)$ for various impurity concentration rates τ_0 . The parameters of the boson spectrum are $\lambda = 2$, $\gamma_B = 0.25\Omega_B$, $\Omega_B = 0.66\Omega_{ph}$. Note that curve 4 is the same as curve 2 in Fig. 2. The effect of impurity is to suppress the “notch”-feature in a - b -plane conductivity.

spectral function and electron-impurity scattering rate which appear in Π_1 by corresponding transport quantities [15,17,19,18]. In Fig. 2 $\delta\sigma_1(\omega)$, Eq. (9), is shown for several values of Ω_{ph}/γ_{ph} . The vertical scale is chosen such that it is dimensionless and such that the results do not depend on the size of the electron-phonon coupling parameter λ_{ph} . The electron-boson spectral function used in the calculation of Π_1 had a form of a wide Lorentzian (half-width γ_B) centered at Ω_B . The Lorentzian was cut off at $\Omega_B \pm 3\gamma_B$ [15]. Clearly, the depth of a “notch” increases with increasing sharpness of the phonon, in agreement with our approximate analysis. However, the coupling parameter λ for the electron-boson spectral weight used to obtain the results in Fig. 2 is equal to 2, which is much larger than the values deduced from the dc transport measurements (i. e. $\lambda \approx 0.3$ - 0.5). Similar large values of λ were needed in the calculation of the self-energy effects on Raman-active phonons [19]. Smaller values of λ will not give $\delta\sigma_1$ which is observed in the experiments [1] (unless the impurity scattering rate, τ_0 used in the calculation of Π_1 is assumed to have an unreasonably large value $\geq 1000 \text{ cm}^{-1}$). This is illustrated in Fig. 3. One can conclude that effect of impurities is to suppress the “notch”. The results for $\delta\sigma_1$ shown in Figs. 2 and 3 do not depend on a precise form of the electron-boson spectral weight which is used to calculate the dressed electron lines in Π_1 , as long as the parameter λ has a value ≥ 2 (see dash-dotted line in Fig. 2). The reason that a large λ (≥ 2) is needed to obtain agreement with experiments [1] is that when Π is approximated by Π_1 , only these large values of λ will produce large enough scattering rates of the carriers so that the basic condition for the “notch” $|Im\Pi(\omega)| > Re\Pi(\omega)$ near an LO_c phonon is fulfilled. It should be noted that the fits of $\sigma_1(\omega)$ in the mid-infrared range also require large scattering rates in high- T_c materials [4]. A large increase in the scatter-

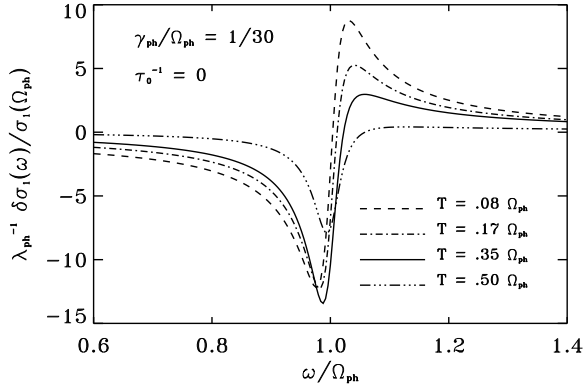


FIG. 4. Temperature dependence of $\delta\sigma_1(\omega)$ at the set of parameters for the boson spectrum as in Fig. 3. The strong temperature dependence is due to approximation of Π by simple bubble Π_1 shown in Fig. 1(b).

ing rate as one goes from far- to mid-infrared range has been interpreted [4] to signal the existence of two types of carriers—“Drude” and “mid-infrared”. In Fig. 4 the temperature dependence of $\delta\sigma_1$ is shown. The “notch” feature becomes more pronounced with decrease in temperature down to temperatures of the order of $\Omega_B/3 \div 4$; it then begins to disappear with further decrease of temperature. For boson frequencies $\Omega_B \sim 40 \text{ meV}$ this range of temperatures is close to the superconducting transition temperature $T_c \approx 100 \text{ K}$. The peak on the right-hand side of the “notch” is related to the real part of the phonon propagator and it is growing with decrease in temperature because $Re\Pi$ approaches the value close to $Im\Pi$, and ReD contributes more (see Eq. (9)).

It is expected that the mechanism presented here would lead to the same effects in the superconducting state. For phonons located far above the peak in the superconducting electron density of states $N_s(\omega)$ the effect should be the same as what we found for the normal state, since in that case there is no major change in $\Pi(\omega \approx \Omega_{ph})$ due to the superconducting transition. However, if the phonon is located near the peak in $N_s(\omega)$, as it seems to be the case for $YBa_2Cu_3O_{7-\delta}$ [1], the calculation of Π in the superconducting state would be required.

In conclusion a microscopic mechanism which explains a correlation between the position of LO_c phonons and the positions of the “notches” in the a - b -plane optical conductivity of high- T_c copper-oxides, and the absence of these antiresonance features when the wave vector of light is perpendicular to the c -axis is given. The puzzling aspects of the experimental work; namely how does the direction of \mathbf{q}^0 play a role, how can light polarized along a, b couple to phonons polarized along c and why is it the infrared inactive longitudinal modes that are observed, are explained naturally. In present model the light, which is polarized along a, b , couples to the charge

carriers along a, b ; a particle-hole pair is created which after a series of scattering events through which all information regarding the original polarization of the light is lost, recombine emitting a phonon which *can* be polarized along c . Whether c -axis phonon can be emitted depends on the electron-phonon coupling matrix element and it is not related to light scattering. The non-zero contribution to Fano antiresonance-type process is due to the layered structure which implies the correlation between momenta of electrons in different planes (see Eq. (5-6)). The modes polarized in plane cannot give the antiresonance behavior because of zero-result for the average of the product of electron-phonon matrix element and velocity. With \mathbf{q}^0 perpendicular to c the transverse c -axis modes could in principle couple with non-zero $\lambda_{ll'}^{TOc}(\mathbf{k} - \mathbf{k}')$ and $\mathbf{e}_{TOc}(\mathbf{q}^0)\nabla \approx \frac{\partial}{\partial z_i}$, but after summation over l the contribution disappears. The key physical points of the present work are that the relative size of the antiresonance features is determined by $\lambda_{ph}\Omega_{ph}/\gamma_{ph}$ and that a large ($\geq 1000 \text{ cm}^{-1}$) scattering rate of the carriers in the region of LO_c phonons is required. These points do not depend on our present inability to calculate the correlation function Π for copper-oxides from the first principles, as indicated by too large a value of the electron-boson coupling parameter λ which is required when Π is approximated by a simple bubble. In principle one could use in Eq. (9) $\Pi(\omega)$ determined from the experimentally measured $Re\sigma$ and $Im\sigma$ in perpendicular geometry and fit the values of λ_{ph} , Ω_{ph} and γ_{ph} in Eq. (9) for the phonon propagator to the experimental results for σ_1 in parallel geometry [1].

Acknowledgement. The author would like to thank B. Mitrović for many helpful discussions. He is also grateful to D. N. Basov, J. P. Carbotte, D. H. Drew, R. A. Ferrell, W. E. Pickett, M. Reedyk, T. Timusk and A.-M. Tremblay for discussions and their critical comments. This work was supported in part by NASA Grant No. NAG3-1395.

* Address after Sept. 1, 1995: Department of Physics, SUNY at Stony Brook, Stony Brook, New York 11794-3800.

- [1] M. Reedyk and T. Timusk, Phys. Rev. Lett. **69**, 2705 (1992); M. Reedyk, T. Timusk, and D. Basov, *ibid.* **71**, 2677 (1993).
- [2] T. Timusk and D. B. Tanner, Physica C **169**, 425 (1990).
- [3] T. Timusk, C. D. Porter, and D. B. Tanner, Phys. Rev. Lett. **66**, 663 (1991).
- [4] For a review see, for example, D. B. Tanner and T. Timusk in *Physical Properties of High Temperature Superconductors*, edited by Donald M. Ginsberg (World Scientific, Singapore, 1992), Vol. 3, p. 363, and the refer-

ences therein.

- [5] M. Reedyk *et al.*, Phys. Rev. B **45**, 7406 (1992).
- [6] M. J. Rice, Phys. Rev. Lett. **37**, 36 (1976); see also M. J. Rice, L. Pietronero, and P. Bruesch, Solid State Comm. **21**, 757 (1977).
- [7] U. Fano, Phys. Rev. **124**, 1866 (1961); M. V. Klein, in *Light Scattering in Solids III*, edited by M. Cardona and M. Güntherodt (Springer, Heidelberg, 1982), p. 121.
- [8] This term can be obtained from the usual electron-phonon Hamiltonian by substituting z -coordinate with z_l and by remaining only the LO_c -phonon branch. The two-dimensional problem for the electron-(optical)phonon Hamiltonian is strongly affected by higher-order graphs which could lead to strong renormalization of the bare vertices which couple electrons in different planes (see e.g., V. N. Kostur and B. Mitrović, Phys. Rev. B, v. **48**, p. 16388, (1993)). It is assumed that vertex in Eq. (1) is effectively renormalized. This vertex is taken only to second-order in perturbation expansion.
- [9] P. B. Allen and B. Mitrović, in *Solid State Physics*, edited by H. Ehrenreich, F. Seitz, D. Turnbull (Academic, New York, 1992), Vol. 37, p. 1.
- [10] C. Thomsen, in *Light Scattering in Solids VI*, edited by M. Cardona and M. Güntherodt (Springer, Heidelberg, 1991), p. 285.
- [11] C. O. Rodriguez *et al.*, Phys. Rev. B **42**, 2692 (1990); O. K. Andersen *et al.*, Physica C **185-189**, 147 (1991).
- [12] P. B. Allen, Phys. Rev. B **3**, 305 (1971).
- [13] W. Götze and P. Wölfle, Phys. Rev. B **6**, 1226 (1972).
- [14] W. Lee, D. Rainer, and W. Zimmermann, Physica C **159**, 535 (1989).
- [15] N. E. Bickers *et al.*, Phys. Rev B **42**, 67 (1990).
- [16] V. N. Kostur and G. M. Eliashberg, Pis'ma Zh. Eksp. Teor. Fiz. **53**, 373 (1991) [JETP Lett. **53**, 391 (1991)].
- [17] A. Virosztek and J. Ruvalds, Phys. Rev. B **45**, 347 (1992).
- [18] V. N. Kostur, Z. Phys. B **89**, 149 (1992).
- [19] R. Zeyher and G. Zwirgagl, Z. Phys. B **78**, 175 (1990).