

Evidence for charge-flux duality near the quantum Hall liquid to insulator transition

D. Shahar, D.C. Tsui and M. Shayegan

Department of Electrical Engineering, Princeton University, Princeton New Jersey, 08544

E. Shimshoni* and S.L. Sondhi†

Department of Physics, University of Illinois at Urbana-Champaign, Urbana IL 61801

(August 24, 2021)

Abstract

We examine the longitudinal, non-linear, current-voltage characteristics near the quantum Hall liquid to insulator transition and show that a simple mapping exists between the characteristics on the quantum Hall side and those on the insulating side of the transition. More precisely, at filling factors related by the law of corresponding states the current and voltage simply trade places. We interpret these observations as evidence for the existence, in the composite boson description, of charge-flux duality near disorder dominated transitions in quantum Hall systems.

73.40.Hm, 72.30.+q, 75.40.Gb

The quantum Hall effect (QHE) has long been understood to involve the intertwining of the elegant physics of the ideal states with the equally elegant physics of localization. The precise nature of the intertwining has been somewhat controversial, for it involves solving a problem with interactions, fractional statistics and disorder—a somewhat formidable mix. Nevertheless, considerable theoretical and experimental progress had been made in recent years in understanding the phase diagram of QH states and the transitions between them.

On the theoretical front, Kivelson, Lee and Zhang (KLZ) [1] used a flux attachment (Chern-Simons) transformation [2], to map the two dimensional electron system (2DES) at a magnetic field (B) onto a bosonic system under a different field B_{eff} . The advantage of this mapping is clear if one considers the “magic” Landau level filling factors (ν 's) where the fractional quantum Hall effect (FQHE) liquid states are observed. At these ν 's the Chern Simons gauge field cancels, on average, the externally applied B , and the composite bosons (CB) experience a vanishing B_{eff} . The incompressible FQHE states then arise as a result of the formation of a Bose-condensed, superconducting, state of the CB's.

At ν 's other than the magic ν 's, the cancellation of the external B is not exact and, according to this bosonic picture, vortices are created in the CB condensate. For small deviations from magic ν 's the vortex density is small, they are localized by disorder and do not contribute to the long wavelength electrical response. When the deviation from the magic ν 's becomes sufficiently large the superconductivity of the bosons is destroyed by the excess magnetic field and they turn insulating. This results in a transition to an insulating, or a different quantum Hall, state. Utilizing this bosonic formulation, KLZ derived a “law of corresponding states” which relates the different QH states and allows construction of a phase diagram for the QH system in the disorder- B field plane. This law implies that all continuous phase transitions between QH states and between QH states and insulators are in the same universality class when described in terms of the composite bosons. Hence, they should be characterized by the same exponents and by universal critical resistivities that are related by the corresponding states formulae [3].

Remarkably, much of KLZ's account of the phase diagram and transitions is in agreement

with experiments. Most of the observed transitions follow the KLZ phase diagram [4] and the scaling behavior found near the transitions between adjacent QHE states [5,6], as well as the transitions from the QHE states to an insulating phase [7,8] indeed appears to be independent of the transition involved. Finally, Shahar et al [9] found well-defined values for the critical resistivities at transitions from the $\nu = 1$ and $\nu = 1/3$ QH liquids to the proximate insulators, as predicted by the correspondence rules. Similar results have also been reported by Wong et al [7].

In this letter we report the results of a set of measurements that extend the framework developed thus far in an unexpected direction. We have studied both the longitudinal (V_{xx}) and Hall (V_{xy}) current-voltage ($I - V$) characteristics near the QH to Insulator transition and find that a) the $I - V_{xx}$ curves are strongly non-linear, b) they exhibit a unique *reflection* symmetry between certain traces in the QH state and in the insulating phase, and c) at the same B and I values where the $I - V_{xx}$ traces are strongly non-linear, the $I - V_{xy}$ curves are *linear* and virtually B independent. We will argue below that, taken together, these observations suggest that the CB action exhibits a form of charge-flux or electric-magnetic duality [10] *and* that Hall resistance of the CBs vanishes on both sides of the transition.

Longitudinal Response and Reflection Symmetry: The results presented in this letter were obtained from a high mobility ($\mu = 5.5 \cdot 10^5$ cm²/Vsec), low density ($n = 6.5 \cdot 10^{10}$ cm⁻²) MBE grown GaAs/Al_xGa_{1-x}As heterostructure. A typical B trace of the diagonal resistivity, ρ_{xx} , for this sample is plotted in Fig. 1. Attesting to the high quality of this sample is the set of fractional quantum Hall effect (FQHE) states that includes the $\nu = 3/4$, $2/3$, $3/5$, $2/5$ and $1/3$ states which are manifested as minima in the ρ_{xx} trace. The QHE series terminates at high B with a transition to an insulating phase. The transition point, B_c , is identified [9] with the common crossing point of the B field traces of ρ_{xx} taken at several T 's between 26 and 88 mK (c.f. the inset of Fig. 1). A systematic study of this transition was presented in Ref. [9].

In Fig 2a we present a selected set of $I - V_{xx}$ traces obtained from our sample at $T = 21$ mK, taken at various B values in the vicinity of B_c . With the exception of the trace taken

closest to B_c , the $I - V_{xx}$ curves are markedly non-linear both in the $\nu = 1/3$ FQHE regime (short-dashed lines) and in the insulating phase (solid lines). Deep in the $\nu = 1/3$ FQHE regime ($B = 8.5$ T), strong superlinear behavior is observed, typical of a dissipationless QHE state. As we approach B_c , this superlinearity becomes less pronounced, and the curve taken closest B_c (long-dashed line) appears linear over the entire voltage range, within experimental error. At higher B , as we enter the insulating phase, the $I - V_{xx}$ curves (solid lines) change in nature and are now sublinear, reflecting the insulating nature of the conduction process. The sublinearity increases as we go deeper into the insulating phase. In this figure, we normalized the I and V units such that the dashed line, which is the $I - V$ curve closest to B_c , has unity slope. This amounts to defining the resistivity units in terms of the critical resistivity at the transition point, which was shown to be close to h/e^2 [9]. For this sample it is 23 k Ω .

A striking feature in the set of $I - V_{xx}$ curves presented in Fig. 2a is the existence of an apparent reflection symmetry about the linear $I - V_{xx}$ curve taken at B_c . To illustrate this symmetry we plot, in Fig. 2b, the same $I - V$ curves as in Fig. 2a, but with the current and voltage coordinates of the curves taken in the FQHE regime exchanged. Remarkably, the overlap between some pairs of traces is almost perfect, to within experimental error. This matching is maintained rather far from the transition point, over a range of 1.6 T. Similar symmetry is observed also for the $\nu = 1$ to insulator transition, but over a rather narrower range in B of 0.1 T [13]. On a purely phenomenological level, the correspondence of the $I - V$ traces on both sides of the transition indicates that at least some of the special correlations that are responsible for the FQHE state survive the transition to the insulating phase. In other words, there exists a relation between the physical mechanism responsible for the non-linear $I - V$ at a given B in the FQHE liquid regime and that at a corresponding B value in the insulating phase. We will argue below that a plausible explanation for this experimental finding is the existence of a charge-flux duality near the transition.

In order to investigate the nature of this correspondence, it is necessary to identify whether a systematic relation exists between the B values of the matched pairs of $I - V_{xx}$

traces in Fig. 2b. In Fig. 3, we summarize the ΔB (Fig. 3a) and $\Delta\nu$ (Fig. 3b) values for each one of the $I - V_{xx}$ traces in Fig. 2. The abscissa designates the pairs, which are identified by a number in Fig 2b and 3, smaller numbers denote pairs closer to the transition; in the latter, solid circles designate $I - V_{xx}$'s taken in the 1/3 FQHE state and empty circles those taken in the insulator. Evidently, the matched pairs are neither the same ΔB from the transition, nor the same $\Delta\nu$.

A clue to the correspondence is the interpretation of the reflection symmetry as the statement that the current and voltage exchange roles across the transition. The phenomenology of superconductors in the vortex state, where vortex conduction leads to electrical resistance, suggests that this is a consequence of an interchange between the roles of bosons and vortices, i.e. of a charge-flux duality. This notion can be made more concrete in the framework of the composite boson description. Recall that the state at a generic filling factor contains both bosons and vortices—in the QH phase the bosons superconduct while the vortices are localized while in the insulator the vortices superconduct and the bosons are localized. Hence the natural candidate for the dual of a filling with N_b bosons and N_v vortices is the filling factor with N_v bosons and N_b vortices.

In the vicinity of the $\nu = 1/3$ to insulator transition, the composite bosons “carry” three quanta of flux and hence at filling ν the state of a system with $N_b = N$ bosons has $N_v = N(\nu^{-1} - 3)$ vortices. It follows from this that its dual filling is $\nu_d = (1 - 3\nu)/(\nu + 3(1 - 3\nu))$. A different way to express this, and one which makes contact with the composite fermion description, is that the auxiliary fillings $\nu' = \frac{\nu}{1-2\nu}$, are related as $\nu' = \nu'_c + \Delta\nu'$ and $\nu'_d = \nu'_c - \Delta\nu'$. Or, that duality for composite bosons is the same as particle-hole symmetry for their fermionic cousins. Fig 3c shows that the correspondence in terms of the auxiliary fillings describes our data significantly better than the previous attempts.

Boson Resistivities and Hall voltages: Thus far we have introduced the notion of a duality to summarize the experimental observation that current and longitudinal voltage appear to trade places at fillings where the numbers of bosons and vortices trade places in the composite boson description. Evidently, the exchange in the numbers of bosons and

vortices can lead to a symmetry of the transport data only if their *dynamics* are also identical. While theoretical arguments to this effect, i.e. that the theory in the critical region exhibits self-duality [14], will be presented elsewhere [11], here we proceed more phenomenologically by focusing temporarily on the *linear* response and invoking the notion of boson resistivities [1].

For the transition that we have studied, they are defined by the decomposition ($h/e^2 = 1$):

$$\begin{pmatrix} \rho_{xx} & \rho_{xy} \\ -\rho_{xy} & \rho_{xx} \end{pmatrix} = \begin{pmatrix} \rho_{xx}^b & \rho_{xy}^b \\ -\rho_{xy}^b & \rho_{xx}^b \end{pmatrix} + \begin{pmatrix} 0 & 3 \\ -3 & 0 \end{pmatrix} \quad (1)$$

i.e. the observed resistivities are the resistivities of the composite bosons corrected for the fact that they carry flux, which produces a purely Hall voltage. Duality for the bosons would imply that their resistivity tensor at ν is the same as the resistivity tensor of the vortices at ν_d which in turn is the same as the conductivity tensor of the bosons at ν_d . Now, the observed reflection symmetry of the $I - V_{xx}$ curves implies that $\rho_{xx}(\nu) = 1/\rho_{xx}(\nu_d)$ [12]. This implies that the bosons exhibit the restricted duality $\rho_{xx}^b(\nu) = 1/\rho_{xx}^b(\nu_d)$ and $\rho_{xy}^b = 0$ everywhere in the vicinity of the transition, including the insulating side. While this constraint is limited to the linear response of the bosons, it is also hard to see how a current-voltage duality could arise in the longitudinal response (alone) beyond the ohmic region if the bosons exhibited a non-zero Hall response. This then suggests that the observed Hall voltage is a “Faraday effect” in that it comes only from the “flux” carried by the bosons. This chain of inferences can be used to predict the behavior of ρ_{xy} , the Hall resistivity of the electrons: It implies that a) $\rho_{xy} = 3$ everywhere in the transition region and b) the Hall voltage should be linear with driving current when the longitudinal voltage is *not*.

To test these predictions we plot, in Fig. 4, V_{xy} vs I traces taken at $T = 21$ mK and at B intervals of 0.1 T starting in the $\nu = 1/3$ FQHE phase ($B = 8.7$ T) and ending in the insulating phase ($B = 9.7$ T). Remarkably, these measurements are in accordance with both predictions. In stark contrast to the longitudinal $I - V$ s taken in the same B range (Fig. 2a), these curves are virtually B independent, and are all rather linear with slope $3h/e^2$, within experimental error.

Summary: Our purpose in this letter has been primarily to report two striking experimental observations on the transition region: the reflection symmetry of the non-linear longitudinal $I-V$'s, and the linearity and constancy of the Hall voltage for the same range of currents and B fields. The theoretical ideas that we have discussed seem to be plausible inferences from the data and certainly seem to tie the different measurements together in a very economical way; indeed, they led us to some of the measurements. We will discuss elsewhere [11] the precise connection of these ideas to earlier work on duality transformations in quantum Hall systems and on a “semi-circle law” for the conductivity tensor [15] which is equivalent to our statement that $\rho_{xy} = 3$. Here we would like to note that the existence of a symmetry in the non-linear response was not anticipated, and raises issues concerning the role of dissipation near quantum critical points that do not arise in treatments of the linear response alone [16] which will need to be addressed in future work. Finally, we believe that the duality discussed here for the QH/insulator transitions is present also at transitions between QH states (e.g. between $\nu = 1$ and $\nu = 2$) but detecting its presence will require extracting the response of the “component” undergoing a QH to Insulator transition (the upper Landau level) from the measured transport data beyond the linear regime [11].

Acknowledgments: We thank L. W. Engel, M. P. A. Fisher, S. M. Girvin, S. A. Kivelson and M. Stone for instructive discussions. This work has been supported by the NSF and the Beckman Foundation.

REFERENCES

- * Also at: Beckman Institute, University of Illinois at Urbana-Champaign, Urbana, Illinois 61801, USA. Current Address: Dept. of Physics, Technion, Haifa 32000, and Dept. of Mathematics-Physics, Oranim, Tivon 36006, Israel.
- † Current Address: Physics Department, Princeton University, Princeton NJ 08540-0708.
- [1] S. A. Kivelson, D. H. Lee, and S. C. Zhang, *Phys. Rev. B* **46**, 2223 (1992).
- [2] S.C. Zhang, T. H. Hansson and S. A. Kivelson, *Phys. Rev. Lett.* **62**, 82 (1989).
- [3] This work involves treating the disorder within the RPA which can be problematic, especially near critical points. However, as we note, it appears that the current experiments are in excellent agreement with theory at this level of approximation—whether this agreement is more fundamental is not known.
- [4] There are a several observed transitions [see Ref. [7], H. C. Manoharan and M. Shayegan, *Phys. Rev. B* **50**, 17662 (1994), R. R. Du, H. L. Stormer, D. C. Tsui, L. N. Pfeiffer and K. W. West, (unpublished), and S. V. Kravchenko, W. Mason, J. E. Furneaux and V. M. Pudalov, *Phys. Rev. Lett.* **75**, 910 (1995)] that do not follow the original KLZ phase diagram. In this context it is worth keeping in mind the limitations of KLZ’s analysis—it did not include any nontrivial consequences of the electron spin and it could not exclude failure of the law of corresponding states on account of very different physics intervening, such as would be the case if a Wigner crystal is formed.
- [5] H. P. Wei, D. C. Tsui and A. M. M. Pruisken, *Phys. Rev. Lett* **61**, 1294 (1988).
- [6] L. W. Engel, H. P. Wei, D. C. Tsui and M. Shayegan, *Surf. Sci.* **229**, 13 (1990).
- [7] L. W. Wong, H. W. Jiang, N. Trivedi and E. Palm, *Phys. Rev. B* **51**, 18033 (1995).
- [8] D. Shahar, Princeton University thesis.
- [9] D. Shahar, D. C. Tsui, M. Shayegan, R. N. Bhatt and J. E. Cunningham, *Phys. Rev.*

- Lett. **74**, 4511 (1995).
- [10] The QHE hierarchy has been treated by means of duality transformations by D.-H. Lee and M. P. A. Fisher, Phys. Rev. Lett. **63**, 903 (1989) and by KLZ for the disordered problem [1]. For ideas on self-duality see M. P. A. Fisher, Phys. Rev. Lett. **65**, 923 (1990) and C. A. Lütken and G. G. Ross, Phys. Rev. B **48**, 2500 (1993).
- [11] E. Shimshoni, S. L. Sondhi and D. Shahar (in preparation).
- [12] Initial investigation of duality in the (strictly) linear response regime shows that indeed $\rho_{xx}(\nu) = 1/\rho_{xx}(\nu_d)$ close to the transition point, with systematic deviations from this equality as we go farther from the transition. A detailed study of duality in the ohmic regime will be the subject of a future publication.
- [13] D. Shahar et al. (unpublished).
- [14] By self-duality we mean that the quantum action in terms of the particles is identical to the action in terms of their duals (the vortices) at the dual values of the parameters (here, filling factor). This usage is intended to distinguish our problem from cases where there is a dual description but it doesn't resemble the original one. Exactly at the critical point the system is said to be self-dual in a stronger sense namely the dual parameters are also identical to the original ones—i.e. duality is actually a symmetry.
- [15] A. M. Dykhne and I. M. Ruzin, Phys. Rev. B **50**, 2369 (1994); I. M. Ruzin and S. Feng, Phys. Rev. Lett. **74**, 154 (1995).
- [16] S. M. Girvin, S. L. Sondhi and M. P. A. Fisher (in preparation).

FIGURES

FIG. 1. A typical B trace of ρ_{xx} for our sample. The inset focuses on the transition region near $B_c = 9.1$ T. The temperatures for the traces are 26, 36, 48, 65 and 88 mK.

FIG. 2. (a) I vs V_{xx} at several B 's near B_c . Solid lines are in the insulating phase and dotted lines are in the $\nu = 1/3$ FQHE liquid. The B values are 8.5, 8.6, 8.7, 8.9, 9, 9.1 (dashed line), 9.2, 9.3, 9.6, 9.8, and 10.1 T. (b) The same data as in (a) but with the I and V_{xx} coordinates of the traces in the $\nu = 1/3$ FQHE state (dotted lines) exchanged. The numbers are used to identify the pairs.

FIG. 3. (a) $\Delta B = B - B_c$, (b) $\Delta\nu = \nu - \nu_c$ and (c) $\Delta\nu' = \nu' - \nu'_c$ (see text) for each pair of matched $I - V_{xx}$'s in Fig. 2b vs the pair number. Pairs with smaller numbers are closer to the transition.

FIG. 4. V_{xy} vs I traces near the transition, taken at 0.1 T steps in the B range indicated.

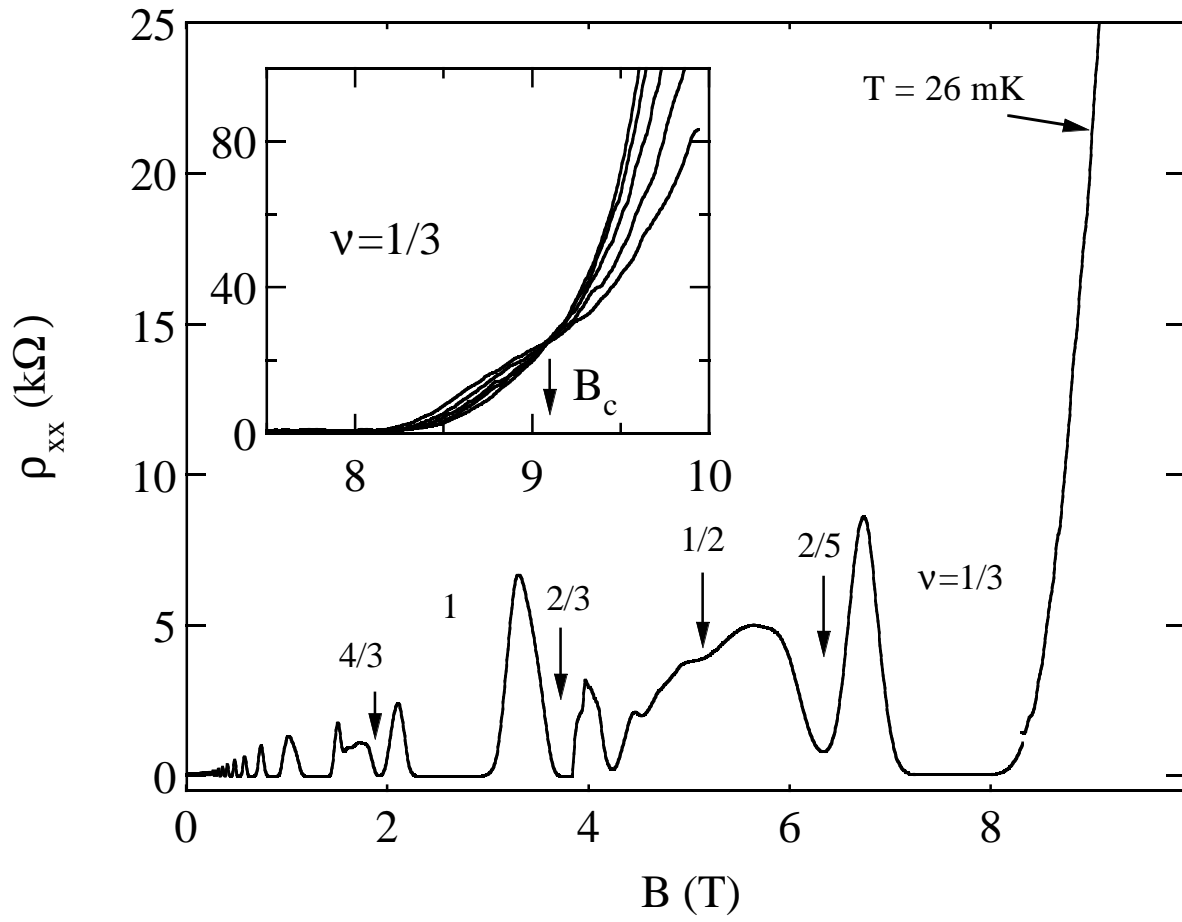


Figure 1
D. Shahar et al.

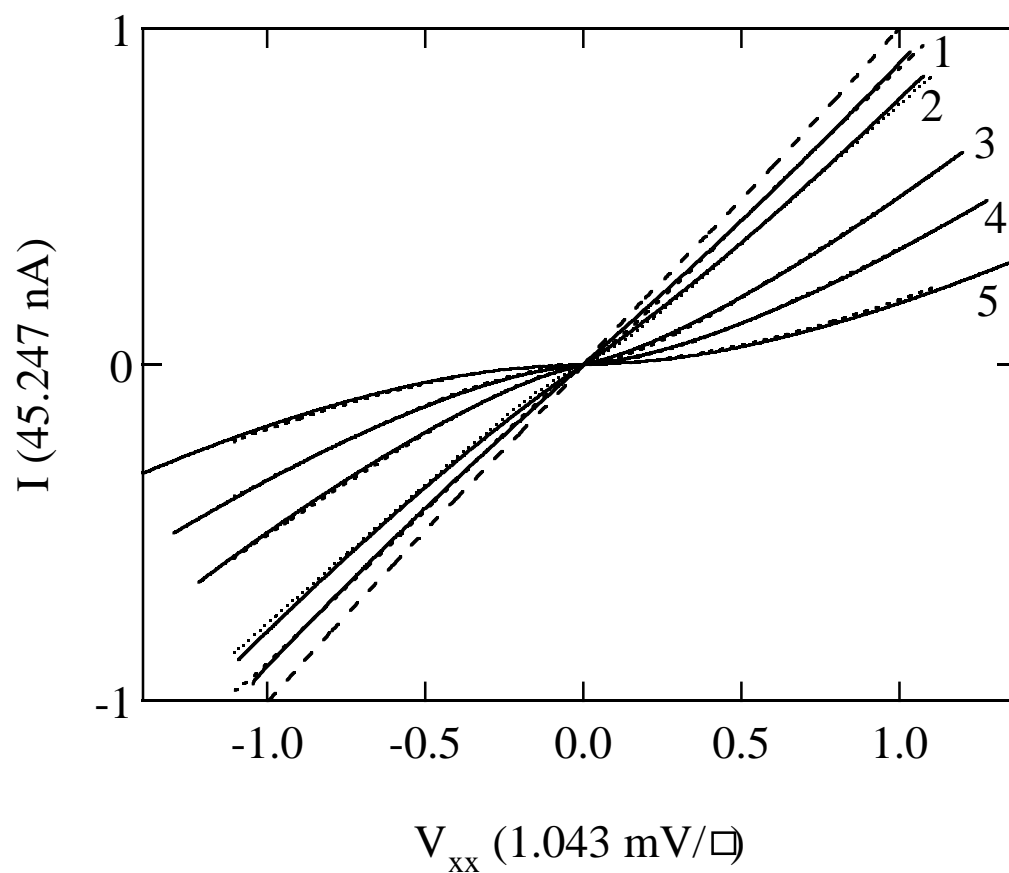
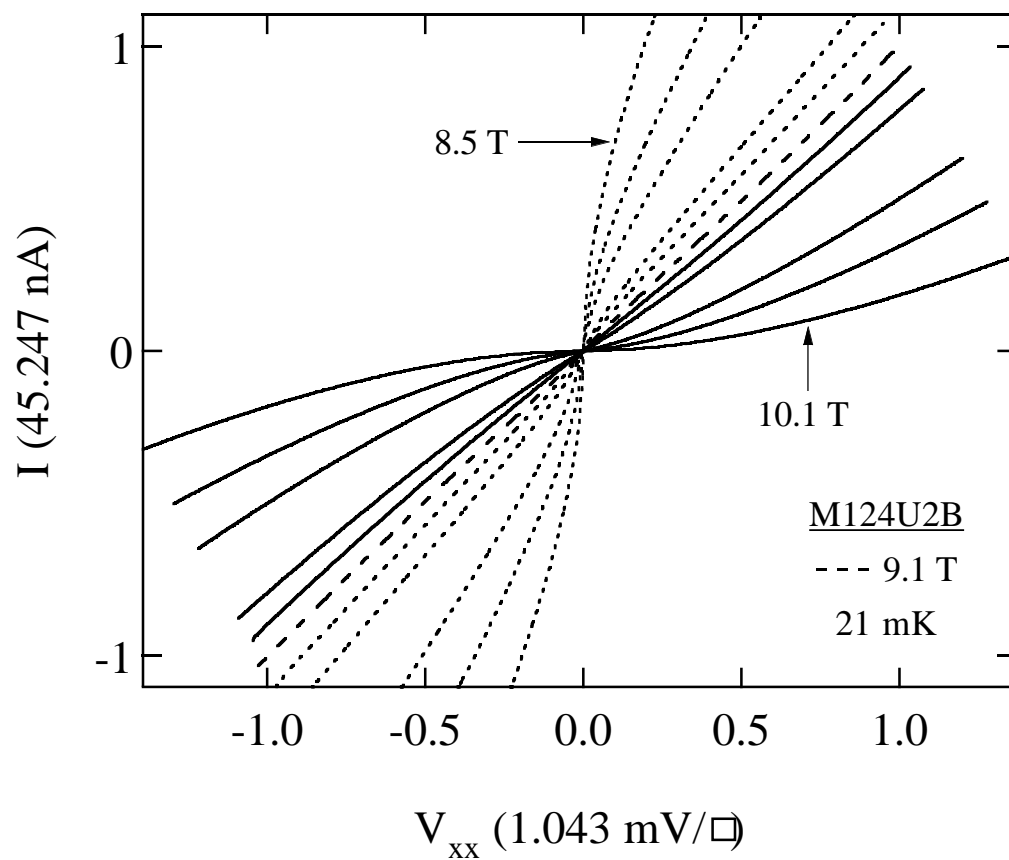


Fig. 2
 D. Shahar et al.

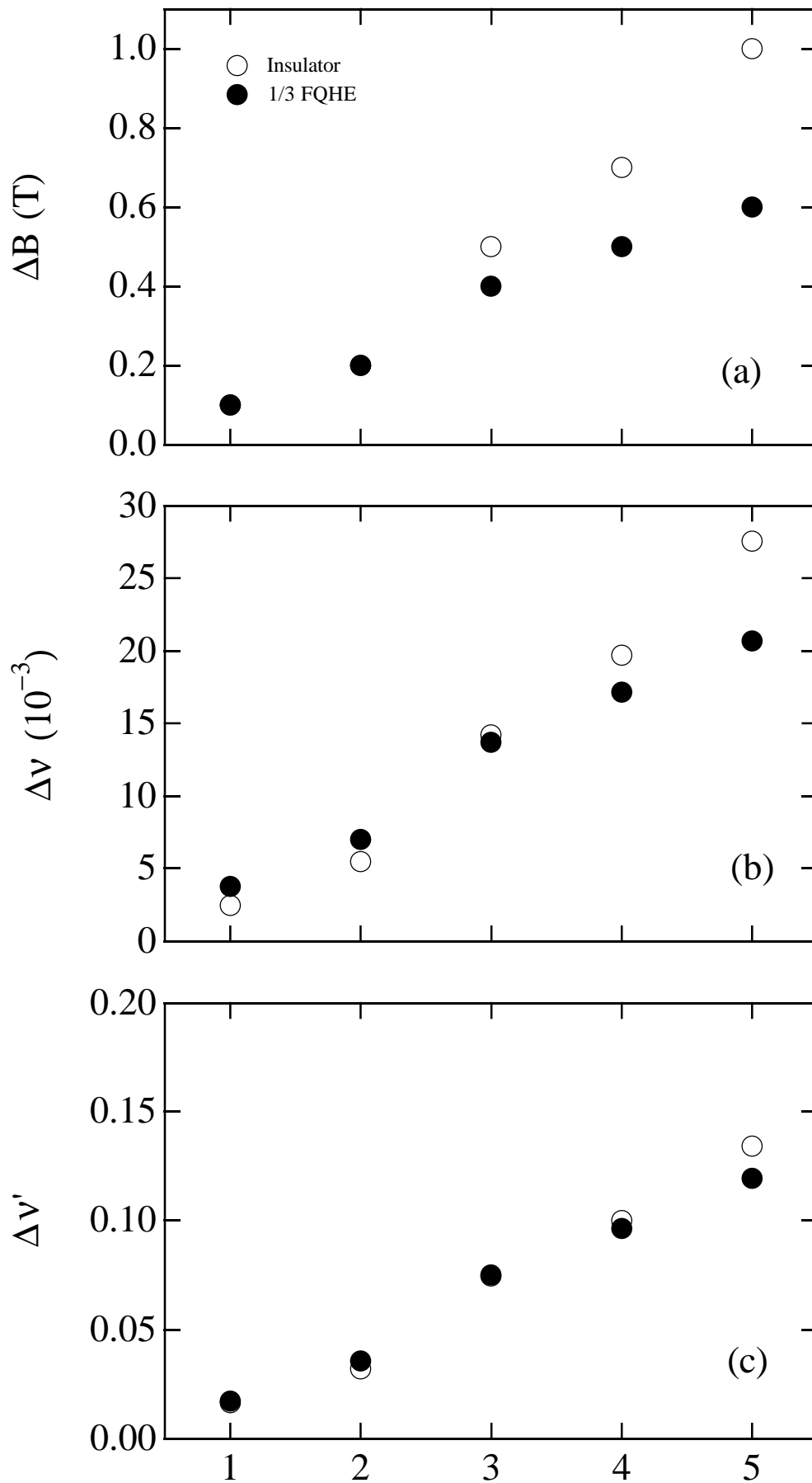


Fig. 3
D. Shahar et al.

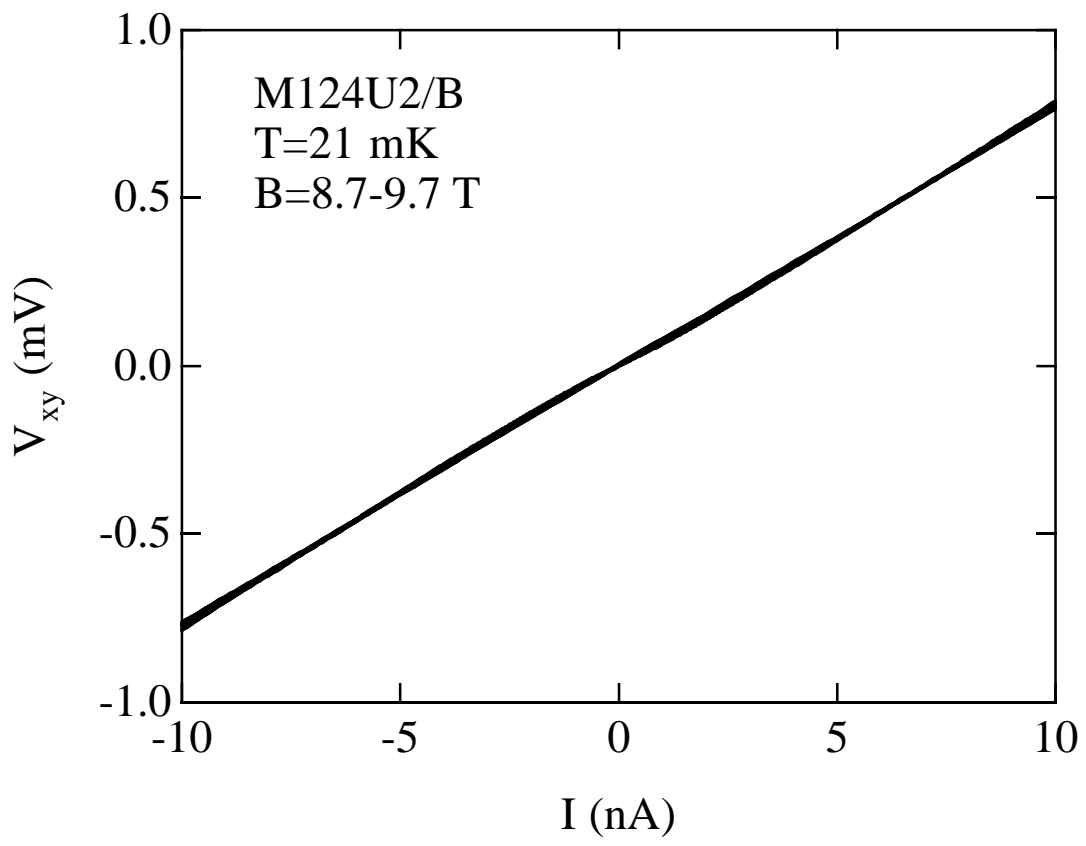


Fig. 4
D. Shahar et al.