

Long Range Moves for High Density Polymer Simulations

J.M.Deutsch

University of California, Santa Cruz, U.S.A.

Abstract

Monte Carlo simulations of proteins are hindered by the system's high density which often makes local moves ineffective. Here we devise and test a set of long range moves that work well even when all sites of a lattice simulation are filled. We demonstrate that for a 27-mer cube, the ground state of random heteropolymers can quickly be reached. We discuss results for 48-mer systems where the ground state is known exactly. For ten sequences that were examined, the introduction of long range moves speeds up the search for the ground state by about one order of magnitude. The method is compared to a fast folding chain growth algorithm that had previously been used with much success. The new algorithm here appears to be more efficient. The point is illustrated by the folding of an 80-mer four-helix bundle considered previously.

1 Introduction

In recent years attempts to determine the structure of a protein from its sequence has attracted a great deal of attention. Given a polypeptide chain, and the correct intra-atomic forces, how can one find the thermodynamically stable state of the molecule? It was recognized early on[1] that this might be a difficult problem owing to the exponentially large volume of phase space that, apparently, the molecule typically needs to explore. Further work has born out the conclusion that the time required to find a solution is very long indeed. From the point of

view of a physicist, one calls the dynamics of a protein “glassy” [2]. From the vantage point of a computer scientist, some protein folding models have been shown [3], and many are believed to be “NP complete”, which means that even optimal algorithms folding proteins are expected to depend exponentially on the chain length.

Even for highly simplified lattice models of proteins, it appears difficult to fold even quite short chains; however for a particular choice of interactions, the so-called HP model [4], an efficient folding algorithm exists [5] that can fold chains as long as 80 monomers. This method is quite specific to this model, and the commonly used but more general Monte Carlo method of local chain movement based on the Metropolis algorithm [6, 7, 8], has not been able to fold even 48-mers. A recent paper on the design of the HP model [9] illustrates this point. A group at Harvard used an algorithm [10] to design ten 48-mer proteins, and challenged a group at UC San Francisco to fold these chains to their putative ground states. Because their Monte Carlo simulations were unable to fold chains to energies as low as the states they had designed, they made a wager with the UCSF group, that they would be unable to find conformations at the same energies as their designed sequences. In fact, using their fast folding algorithms, the UCSF group was able to find energies lower than Harvard’s putative ground states, and won a six pack of beer.

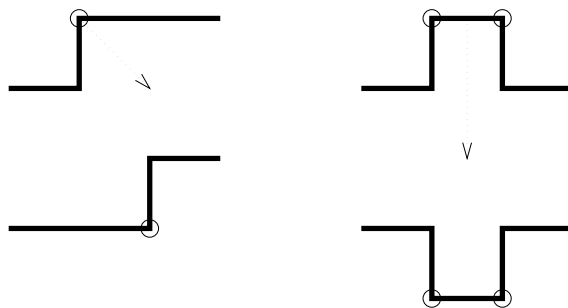


Figure 1: Illustration of local moves made in Monte Carlo simulations.

The usual lattice Monte Carlo move sets [7, 8] are illustrated in figure 1. There are two basic moves, right angle moves, and top hat moves. However for moves to be successful, the

chain has to move into an unoccupied site. This is one reason why Monte Carlo is so slow for proteins; they are typically very dense systems. If in a lattice system all sites are occupied, it is impossible by these conventional techniques to move a chain at all. Here we propose and implement a set of long range moves that allow for fast motion of a chain *even when all sites are occupied*. Other methods based on chain growth algorithms[11] have been recently introduced[12, 13] and appear highly promising. In particular, O’Toole and Panagiotopoulos tested their method and showed that it could fold chains much longer than is possible with short range Monte Carlo. They designed a sequence to fold into an 80-mer four helix bundle and were able to fold that sequence to a state close in energy and conformation, to that of their designed structure.

We examine the same 48-mer sequences as above, testing out local Monte-Carlo moves and these new long range moves. We find the long range algorithm is an order of magnitude faster for these sequences.

We finally consider the 80-mer four helix bundle mentioned above and find that the our long range algorithm is able to reach the putative ground state that it was designed to fold to. We also find that below the lowest energy state found by O’Toole and Panagiotopoulos there are a variety of other states with different structures often that are quite regular and sometimes rich in beta sheets.

2 Long Range Moves

In this paper we concentrate on lattice systems mainly because the problem of high density is most acute. The idea of the long range moves proposed here is to allow chain motion even at high densities. Conventional short range moves require monomers to move from occupied to unoccupied positions. At high density, such moves are mostly prohibited and the system becomes log-jammed[14].

Here we propose moves that allow the chain to change conformation without any net change in the occupation of a site. We do so by cutting the chain and re-splicing it in such a way that the final topology of the chain remains linear.

We will consider a model of a protein that lies on a cubic lattice, with a lattice constant of unity. Double occupation of sites is prohibited. There are three basic types of move illustrated in figure 2. The first two, “type 1” and “type 2” have to do with motion of the middle of the chain, the last type of move changes the position of chain ends.

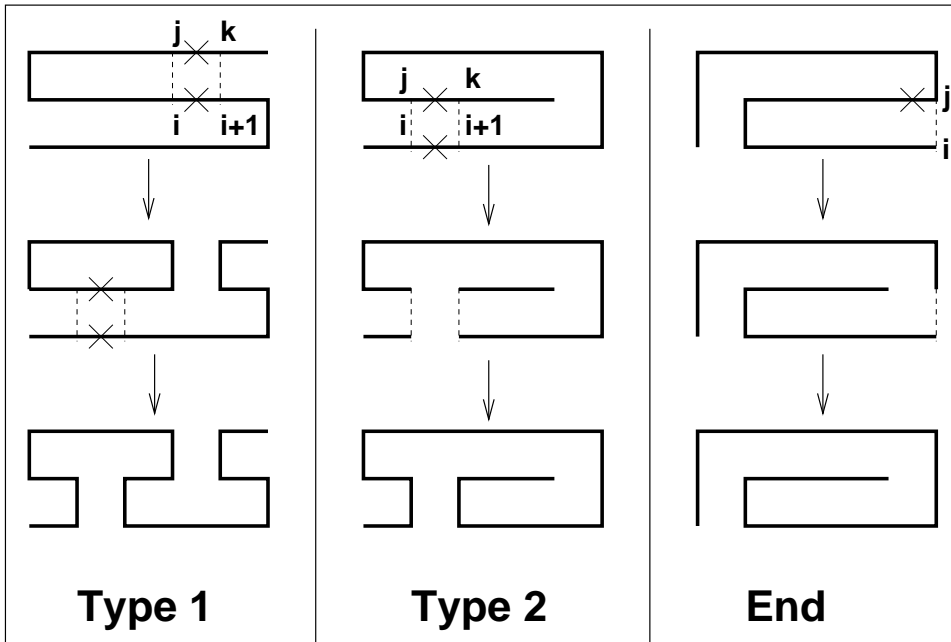


Figure 2: Illustration of long range moves.

For type 1 and 2, the i th monomer is chosen at random. The displacement vector between the monomer i and $i + 1$ gives the local direction of the chain. Next a random unit vector in a lattice direction is chosen and the neighbors of monomers i and $i + 1$, in this direction, are determined. If these two points are adjacent along the backbone then these two strands both lie in the same direction, and so we continue, otherwise the process starts again. Call the points opposite monomer i and $i + 1$ j and k respectively. If $k - j = +1$, the two strands are parallel, otherwise they are anti-parallel. When they are parallel, we attempt to perform a type 1 move, if they are anti-parallel, we attempt a type two move.

For a type 1 move, we then cut the links between i and $i + 1$, and between j and k . We

then rejoin the chain, making links between i and j and between $i + 1$ and k . Now the chain is divided up into two separate pieces, a linear portion and a circular piece. We then attempt to rejoin the circular portion of chain to the linear one in a similar manner to what was described above. In more detail, we try to find another position where strands on the circular piece are parallel to those on the linear one. We do this by choosing another strand at random and determining if along a randomly chosen direction, its neighboring strand is parallel or anti-parallel to it. If this is the case, we reconnect similar to the manner stated above. Note the chain has changed its configuration without needing to move into any unoccupied sites.

Type 2 moves are less complex. When we rejoin the monomers i , $i + 1$, j and k , as described in the last paragraph, the chain is in a linear topology, so no more operations need be performed.

For end moves, an end is chosen at random, and then a random unit vector is chosen. The neighboring monomer in that direction, j , is found. Monomers i and j are joined together, and a link between j and one of its neighbors is cut as illustrated in figure 2.

The time it takes to perform a move is linear in the length of the chain, so this algorithm provides an efficient means to move a chain even at high densities.

The drawback of long range moves is that one would expect a rather low acceptance rate for them. The difference between the initial and final energy is typically quite large because in the regions that have changed, neighboring monomers are completely different. However if the changed regions involve only a few monomers, which can happen for many configurations, the energy difference will also be small. Furthermore, even if the acceptance rate is exponentially small in the number of monomers that are altered, these moves allow the molecule additional ways to move through phase space. If the molecule is caught in a *cul de sac*, it can take a time exponential in β to tunnel out, and the introduction of these moves allows it to jump to other branches that can have lower energy.

3 27-mer Cube

To demonstrate the efficiency of this method, we show how it can be used to find ground state energies of systems even when all sites are occupied. We consider the 27-mer cube that has been extensively studied in previous work. We use the long range moves describe above to determine the ground states of different sequences.

The HP model has two types of monomers, H (hydrophobic) and P (polar). If two monomers are nearest neighbors then they interact with an energy of -1 if they are both H's, otherwise the interaction energy is zero. The energy of a chain is therefore proportional to the number of nearest neighbor contacts between H's.

We generated 100 random sequences and attempted fold each one using Monte Carlo to see if it reached the ground state. The ground state was determined by using exact enumeration.

The Monte Carlo method employed was the usual Metropolis algorithm. Once a chain had changed to a new configuration, using the method described in the last section, the difference between the new and the old energies, ΔE , was calculated and the move was accepted with a probability $\exp(-\beta\Delta E)$ if the $\Delta E > 0$, and was also accepted otherwise. In this case $\beta = 2$. The chain was always started in the same “zig zag” conformations similar to the initial shape of the type 1 move of figure 2.

The method found the ground state energy for all 100 sequences. The average number of trials it took was 4736.

The success of this method should be contrasted with the failure of the usual move set employed in conventional Monte Carlo, see figure 1. In the latter case, the requirement that the chain remain confined to a cube, prevents any moves from being made. Therefore conventional Monte Carlo has difficulties in this 27-mer example. These can be circumvented if we allow the chain to take up configurations outside of the cubic boundary. If we add a large enough attractive energy to all interactions, then it guarantees that the ground state is a cube[15]. However the addition of a sizeable additive term increases the relaxation time.

4 HP 48-mer

To test out the efficacy of the long range moves for finding the ground states of longer chains, we used the published results of ref. [9], where the UCSF group had determined the exact ground states of 10 48-mer sequences. Unlike the previous section, the chains are unconfined and can take on any conformation. Therefore both short range and long range moves should work in principle, for this problem. In fact the HP model allows for considerable density fluctuations of the P monomers. This is because the P monomers are inert, as there is no interaction energy with their nearest neighbors, of either monomer type. The ground state conformations have a hydrophobic (H) core and a surface of polar (P) monomers. The P monomers feel no attraction so that strings of P monomers are often quite flexible. As a result we will see that short range moves can move P monomers around quite effectively. The hydrophobic core of the molecule is quite small, 24 monomers, and is irregularly shaped, so that most of the H monomers also are quite mobile. Because of this, it was quite surprising to learn that the Harvard group had little success finding their real ground states with short range moves.

We employed the technique of simulated annealing to increase the efficiency of our search. The temperature of the system was decreased slowly. As the temperature was decreased, the time that the system equilibrated at one temperature was increased. During equilibration, the lowest energy state found was recorded. When the temperature was lowered, at the beginning of a new cycle, the chain was started in this lowest energy state.

For purely short range moves, we were able to find the ground state of all ten chains. The times found depended on the random number seed, but the shortest time observed was about a minute on a 133Mhz pentium processor. The longest time was about one day. The time, t_i , of the i th temperature cycle increased exponentially as did β . It was chosen to be $t_{i+1} = 1.0004t_i$ and $\beta_{i+1} = 1.0002\beta_i$.

Long range moves were then added in. At the beginning of a temperature cycle, short range moves were performed for 5 time steps[16]. Then 240 long range moves were attempted. Because a long range move is less likely to be accepted than an individual short range move, β

was decreased by 75% . After this the molecule went through a cooling period of 2400 Monte Carlo steps. The lowest energy was kept track of and was used at the start of the next cycle. The cycle times for this case were chosen to be $t_{i+1} = 1.002t_i$ and $\beta_{i+1} = 1.001\beta_i$. The timings used were somewhat arbitrary but appeared to give fast convergence.

Sequence	Local Moves	Long Range Moves	Ground State
1	5.38×10^7	2.47×10^5	-32
2	6.63×10^7	6.69×10^6	-34
3	7.46×10^6	1.05×10^6	-34
4	6.43×10^7	1.18×10^6	-33
5	6.04×10^7	5.70×10^6	-32
6	8.42×10^7	4.02×10^6	-32
7	6.91×10^7	2.95×10^6	-32
8	6.71×10^7	4.05×10^6	-31
9	1.51×10^8	1.74×10^7	-34
10	4.55×10^6	2.77×10^6	-33

Table 1: Comparison of folding times for short and long range moves

Table 1 tabulates the results. These were for individual runs, and many such runs would be needed if one were interested in obtaining the average folding time for each molecule. In terms of operations, one long range move is of order N (chain length) short range moves, or one Monte Carlo step. Most of the computer time is still spent making short range moves, but the occasional long range move gives the molecule a large jolt allowing it to efficiently explore more of its conformational space.

The long range moves improve the efficiency of the ground state search by roughly an order of magnitude for these 48-mer sequences. As discussed above, one would expect the speed up to be more dramatic in cases where there was an attraction between the P monomers. However only the HP model can be used as a test of folding times for 48-mer chains, as it is only for

this model that ground state energies can rigorously be determined.

5 80-mer Four-Helix Bundle

O'Toole and Panagiotopoulos[12] tested the limits of their chain growth algorithm by considering an 80-mer chain that had two species of monomers. The interaction was slightly different than the HP model, as both species had an attraction of -1 , but there was no interaction between two dislike monomers. They designed a four-helix bundle that had an energy of -94 as pictured in fig. 3. They then used their fast growth algorithm to attempt to fold the chain to this energy. After growing 2.3 million chains, the lowest energy they reached was -91 . The conformations they found had a similar tertiary structure to the target conformation.

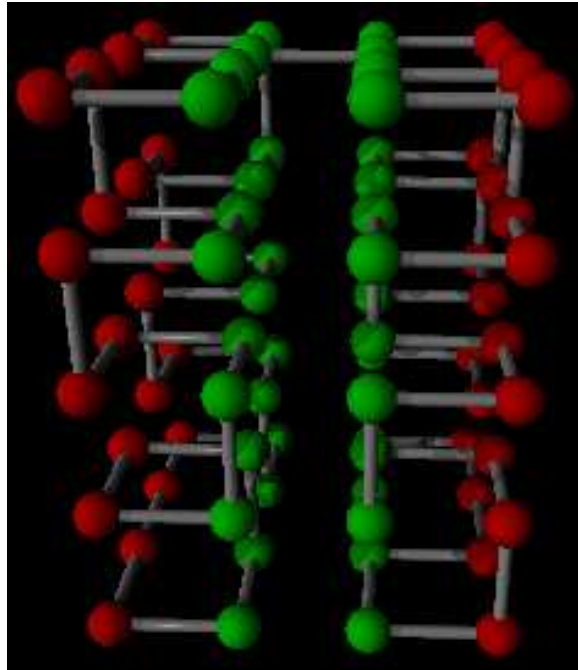


Figure 3: Four helix bundle designed by O'Toole and Panagiotopoulos to have an energy of -94 .

Using the same sequence[17] the long range Monte Carlo method was used to attempt to fold the chain. We used a cycle similar to the 48-mer case described above. The number of

attempted long range moves was increased to 6400 and β was decreased by 50%. This was to ensure that a reasonable number of long range moves were being made every cycle. It was found that it was most efficient to give up after a certain amount of time and restart the simulation with different random numbers. In this way the entire simulation process was repeated 200 times. We were able to reach the putative ground state energy of -94. This took about a week on a 133Mhz Pentium processor. The number of operations appears to be roughly equivalent to that used by O'Toole and Panagiotopoulos. However this method was able to fold all the way to the putative ground state.

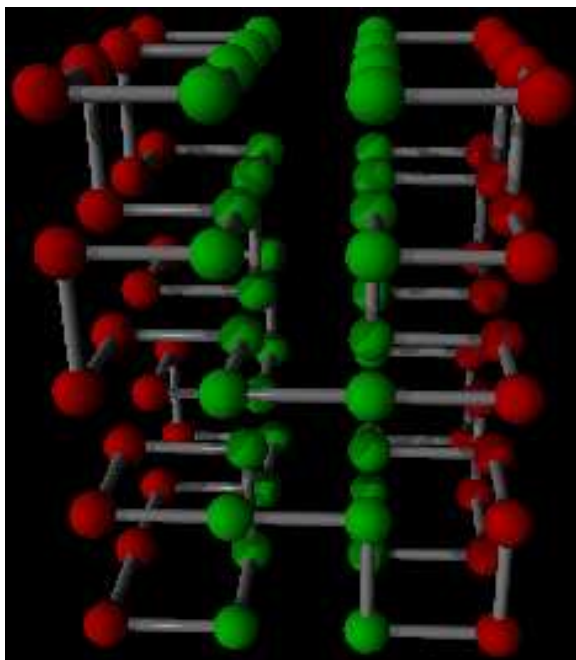


Figure 4: Alternative conformation found by the long range Monte Carlo algorithm with an energy of -94 for the 80-mer considered by O'Toole and Panagiotopoulos.

The conformations that were found are worthy of comment. First the state found with energy of -94 was not the same as the target structure. It is shown in figure 4. It deviates substantially from the four-helix bundle. There are two crossings between the left and the right sides of the molecule instead of the one shown in figure 3. Second, the low lying excitations,

with energies of -92 and -93 are often completely different than a four-helix bundle. The structure shown in figure 5 has an energy -92 but is mostly made up of beta sheets. The conformation in figure 6 has an energy of -93 but is quite different than any of the other figures. This illustrates that the problem of design is quite difficult. Negative design must be incorporated to get rid of these competing structures and stabilize the four-helix bundle. A framework[18] and method[19] have recently been introduced for doing this. It is also surprising how regular these alternate structures are given the sequence was designed to fold to a completely different conformation.

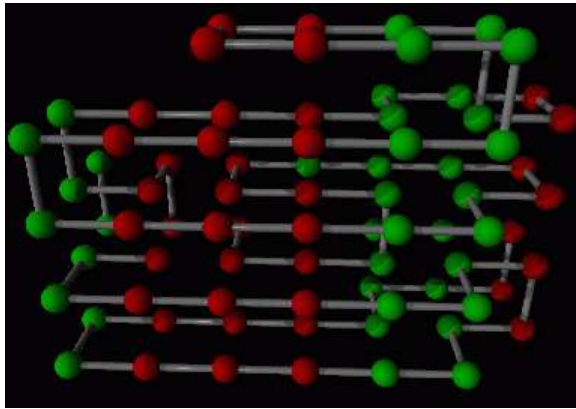


Figure 5: Conformation at an energy of -92 of the 80-mer considered by O’Toole and Panagiotopoulos.

6 Conclusion

In this paper we have introduced and tested a set of long range moves which allow for the equilibration of chains at high density. We have shown that this method works even for a lattice model where all sites are occupied.

For the 48-mer HP model we find rather surprisingly, that even short range moves can find the ground state for a set of sequences that had been previously thought impossible to fold

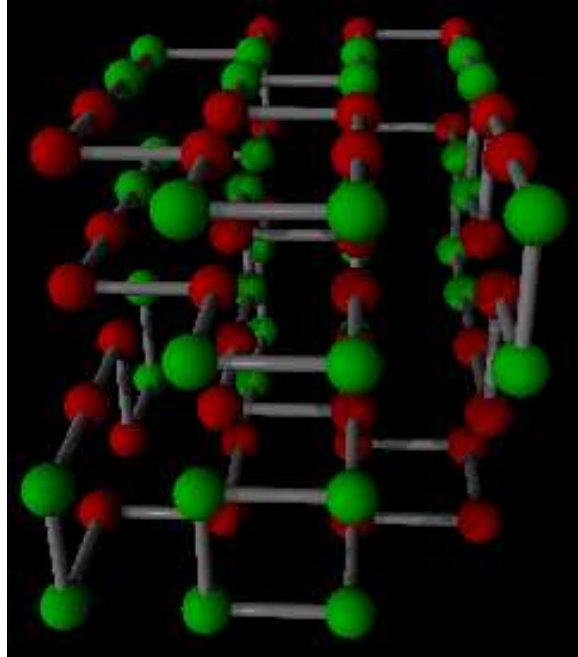


Figure 6: Conformation at an energy of -93 of the 80-mer considered by O'Toole and Panagiotopoulos.

using only them.

Long range moves however considerably speed up folding times and this algorithm was even able to find structures for 80-mer chains that were previously unattainable even by very fast chain growth algorithms[12].

One has reason to hope that these long range moves might speed up folding times even more for real proteins as there is far less mobility of monomers on the surface, making short range moves less effective than the 48-mer example. The same set of moves, with minor modifications can be used for more realistic off-lattice simulations. In this case, it is hoped that finding the tertiary structure will be sped up by the introduction of this move set.

7 Acknowledgments

The author thanks Tanya Kurosky, Eliot Dresselhaus, and Michele Vendruscolo for useful discussions. This work is supported by NSF grant number DMR-9419362 and acknowledgment is made to the Donors of the Petroleum Research Fund, administered by the American Chemical Society for partial support of this research.

References

- [1] C. Levinthal, in *Proceedings of a meeting held at Allerton house, Monticello, Illinois* edited by P. DeBrunner, J. Tsibiris, and E. Munck (Univeristy of Illinois, Urbana, 1969), pp 22-24.
- [2] JD. Bryngelson and P.G. Wolynes, *Proc. Natl. Acad. Sci. USA* **84** 7524 (1987).
- [3] R. Unger and J. Moult, *Bull. Math. Bio.* **V55** 1183 (1993).
- [4] K.F. Lau and K.A. Dill, *Macromolecules* **22** 3986 (1989).
- [5] K. Yue and K.A. Dill, *Proc. Nat. Acad. Sci.* **89** 4163 (1992).
- [6] N. Metropolis, A.W. Rosenbluth, M.N. Rosenbluth, A.N. Teller, and E. Teller, *J. Chem. Phys.* **21** 1087 (1953).
- [7] P.H. Verdier and W.H. Stockmayer, *J. Chem. Phys.* **36** 227 (1962).
- [8] H.J. Hilhorst, J.M. Deutch, *J. Chem. Phys.* **63** 5153 (1975).
- [9] K. Yue, K.M. Fiebig, P.D. Thomas, H.S. Chan, E.I. Shakhnovich, K.A. Dill. *Proc. Nat. Acad. Sci. (U.S.)* **92** 325 (1995)
- [10] E.I. Shakhnovich, A.M. Gutin *Protein Eng.*, **6** 793 (1993).
- [11] M.N. Rosenbluth and A.W. Rosenbluth, *J. Chem. Phys.* **23**, 356 (1955).
- [12] E.M. O’Toole and A.Z. Panagiotopoulos, *J. Chem. Phys.*, **97**, 8644 (1992).
- [13] T. Garel, J.C. Niel, H. Orland, B. Velikson, *J. de Chimie Physique et de Physico-Chimie Biologique*, **88** 2473 (1991).
- [14] J.M. Deutsch, *Phys. Rev. Lett.* **49** 926 (1982).
- [15] N.D. Socci, and J.N. Onuchic, *J. Chem. Phys.* **103** 4732 (1995).
- [16] We use the usual convention that one Monte Carlo time step is an attempted motion of every monomer of the chain.
- [17] The sequence used was $\text{PH}_2\text{P}_3(\text{H}_3\text{P}_2\text{H}_3\text{P}_3\text{H}_2\text{P}_3)_3\text{H}_4\text{P}_4(\text{H}_3\text{P}_2\text{H}_3\text{P}_3\text{H}_2\text{P}_3)\text{H}_2$.
- [18] T. Kurosky and J.M. Deutsch, *J. Phys. A* **27** L387 (1995).

[19] J.M. Deutsch and T. Kurosky, Phys. Rev. Lett. **76** 323 (1996).