

Doping dependent quasiparticle band structure in cuprate superconductors

R. Eder¹, Y. Ohta², and G. A. Sawatzky¹

¹*Department of Applied and Solid State Physics, University of Groningen, 9747 AG Groningen, The Netherlands*

²*Department of Physics, Chiba University, Chiba 263, Japan*

(March 19, 2018)

We present an exact diagonalization study of the single particle spectral function in the so-called $t-t'-t''-J$ model in $2D$. As a key result, we find that hole doping leads to a major reconstruction of the quasiparticle band structure near $(\pi, 0)$: whereas for the undoped system the quasiparticle states near $(\pi, 0)$ are deep below the top of the band near $(\pi/2, \pi/2)$, hole doping shifts these states up to E_F , resulting in extended flat band regions close to E_F and around $(\pi, 0)$.

74.20.-Z, 75.10.Jm, 75.50.Ee

Photoemission experiments on the insulating Heisenberg antiferromagnet $\text{Sr}_2\text{CuO}_2\text{Cl}_2$ [1] and the underdoped cuprate superconductor $\text{Bi}_2\text{Sr}_2\text{CaCu}_2\text{O}_{8+\delta}$ [2] have provided unexpected results. The experimentally measured quasiparticle dispersion in $\text{Sr}_2\text{CuO}_2\text{Cl}_2$ shows a band maximum at momentum $(\pi/2, \pi/2)$ with a relatively isotropic effective mass, the first ionization states for momentum $(\pi, 0)$ are found at an energy of $\approx 0.3eV$ below the top of the band. This ‘gap’ at $(\pi, 0)$ then seems to gradually close with doping: ARPES spectra for the underdoped compound $\text{Bi}_2\text{Sr}_2\text{CaCu}_2\text{O}_{8+\delta}$ [2] show that the parts of the band structure near $(\pi, 0)$ shift to a binding energy between 0.2 and $0.15eV$ as the hole concentration increases and for the optimally doped compounds the quasiparticle band near $(\pi, 0)$ is within $50meV$ below the chemical potential, forming extended flat regions [3]. Taken together, and assuming that the ‘effective Hamiltonians’ in the different compounds do not differ drastically, these data suggest a continuous but quite substantial deformation of the quasiparticle band structure with doping, resulting essentially in a shift of the parts near $(\pi, 0)$ towards lower binding energies. This scenario poses a formidable problem to theory in that no numerical study of either $t-J$ model [4] or Hubbard model [5–7] has ever shown a behavior which is even remotely comparable: for both models, the quasiparticle band is found immediately below E_F at half-filling and stays there more or less independently of doping. Here it should be noted that the experimentally measured binding energy of the quasiparticle states near $(\pi, 0)$ in the underdoped compounds [2] is quite large on the scale of the quasiparticle bands in the strong correlation models, which is $\sim 2J=260 meV$. It is therefore not plausible that this deformation should have been simply overlooked due to finite size or temperature effects.

For the undoped models the only way known so far to reproduce the band structure of $\text{Sr}_2\text{CuO}_2\text{Cl}_2$ within the framework of $t-J$ like models is the inclusion of longer range hopping terms [8]. To obtain a good fit to experiment requires quite substantial hopping integrals between both second and third nearest neighbors, resulting

in the now intensively studied $t-t'-t''-J$ model. Anticipating that the microscopic model parameters, i.e. in particular t' and t'' , are a generic feature of the CuO_2 plane, this seems to suggest that a description of ARPES experiments in terms of strong correlation models would require a very strong doping dependence of these parameters. In this work we present numerically exact results for small clusters which show that on the contrary the $t-t'-t''-J$ model with fixed, doping independent parameters can account for the experimentally observed doping dependence of the quasiparticle band structure. We find that upon doping, the states near $(\pi, 0)$ shift towards the chemical potential so that there is a strongly doping dependent quasiparticle band structure and in particular an extended flat band region around $(\pi, 0)$ for nearly optimal doping.

We study the $t-J$ model with hopping integrals t between nearest neighbors, t' between 2^{nd} nearest (i.e. (1,1)-like) neighbors and t'' between 3^{rd} nearest (i.e. (2,0)-like) neighbors. We retain only the exchange integral J between nearest neighbors. We choose t as the unit of energy and adopt the values $J=0.3t$, $t'=-0.35t$ and $t''=0.25t$. These parameters are within the range of values derived from the three band model although there is some variation between different estimates [9]; in fact our main justification is the good fit to the experimental quasiparticle dispersion in $\text{Sr}_2\text{CuO}_2\text{Cl}_2$ which they provide (see below). We have moreover verified that our key result, namely the doping induced change of the quasiparticle dispersion, is not sensitive to this choice, and in particular occurs also for the case $t''=0$. The quantity of interest is the photoemission (PES) spectrum

$$A_{PES}(\mathbf{k}, \omega) = \Im \langle \Psi_0 | c_{\mathbf{k}, \sigma}^\dagger \frac{1}{\omega + (H - E_0) - i0^+} c_{\mathbf{k}, \sigma} | \Psi_0 \rangle,$$

where $|\Psi_0\rangle$ and E_0 denote the ground state wave function and energy. We have evaluated this function for the standard 16, 18 and 20 site clusters by means of the Lanczos algorithm [10]. To begin with, Figure 1 shows the PES spectrum at half-filling, combining results for 16 and 18 sites, for both the full $t-t'-t''-J$ model and for

the case $t'=t''=0$. We consider only the first ionization states, within a few J from the top of the band. As discussed by various authors [8,11,12], the t' and t'' terms lift the (quasi) degeneracy of the quasiparticle states at $(\pi/2, \pi/2)$ and $(\pi, 0)$ which occurs in the $t-J$ model,

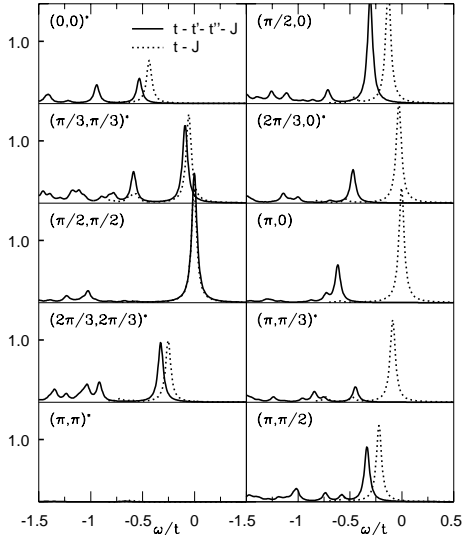


FIG. 1. PES spectra at half-filling for the 16 and 18 site cluster. Momenta marked by an asterisk refer to the 18 site cluster, δ -peaks are replaced by Lorentzians of width $0.03t$. The top of the band for the 4×4 cluster is the zero of energy, the spectra for 18 sites are shifted uniformly to produce a smooth dispersion.

shifting $(\pi, 0)$ to substantially more negative (on the scale of the total band width) binding energy. Another notable effect is the change in the weight of the quasiparticle peaks as compared to the pure $t-J$ model: whereas the peak at $(\pi/2, \pi/2)$ retains its original weight, the peaks near $(\pi, 0)$, which had a comparable weight in the pure $t-J$ model, become quite weak [11]. This may well correspond to the experimental situation, where a quasiparticle peak near $(\pi, 0)$ is not actually resolved [1]. All in all, the spectra at half-filling allow for rather direct comparison with the experimental results.

We proceed to the hole doped case. Table I summarizes some properties of the two-hole ground states. For the 16-site cluster the absolute ground state has finite momentum $(\pi, 0)$. We believe that the existence of this state is an artefact of the special geometry of the 4×4 cluster, which in the case $t'=t''=0$ is known [13] to lead to spurious ground state degeneracies; in fact, no other cluster does have a finite momentum ground state for even hole number. The PES spectra for this state show a strong asymmetry between momenta along $(1, 0)$ and $(0, 1)$, which also indicates that this state is not representative for a bulk system. Finally, the lowest two hole state with zero momentum in the 16 site cluster (also listed in Table I) is nearly degenerate with the $(\pi, 0)$ state, the separation in energy/site being in fact much smaller than

the variation of this quantity between different clusters. We therefore believe that it is reasonable to dismiss the $(\pi, 0)$ state and consider instead the lowest zero momentum state. Next, the 20 site cluster is special in that already its *half-filled* ground state has $d_{x^2-y^2}$ symmetry (whereas it is s for all other clusters). Adding two holes does not change the ground state symmetry (see Table I), so that the hole pair obviously corresponds to an object with s -like symmetry. Thus, for all available clusters the symmetry of the zero momentum ground state of a hole pair is changed from $d_{x^2-y^2}$ for the $t-J$ model to either s or p -like symmetry. More detailed analysis shows that the singlet s and triplet p states are nearly degenerate in all clusters, so that subtle geometrical features of the different clusters decide which one is the actual ground state.

After these preliminaries, we proceed to the discussion of the spectral function. Figure 2 shows the photoemission spectrum for the 2 hole ground states of 16 and 18-site

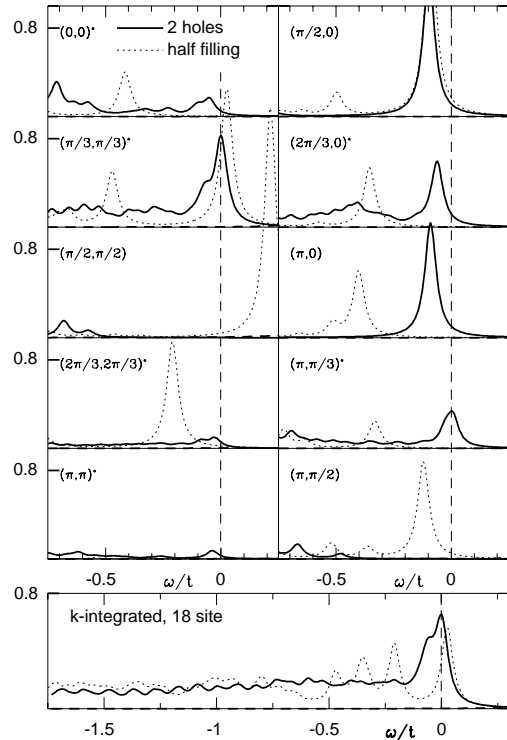


FIG. 2. Doping dependence of PES spectra for the 16 and 18 site cluster. The chemical potential μ_- for 18 sites is the zero of energy, the spectra for 4×4 are shifted uniformly to give a smooth dispersion of the ‘quasiparticle peak’.

clusters, Figure 3 presents analogous data for 20 sites. The spectra for the 18 site cluster have been calculated for the p_x -like ground state with $S_z=0$. For momenta along $(1, 1)$, the p_y -like state gives identical spectra by symmetry; the spectra at $(2\pi/3, 0)$ and $(\pi, \pi/3)$ in principle could be different, but numerical evaluation shows that they differ only negligibly. We have chosen the zero of energy at the excitation energy of the first ionization

state, which corresponds to setting the chemical potential equal to the ‘left side derivative’ $\mu_- = E_0(N) - E_0(N-1)$. Assuming that the quasiparticle peaks in the cluster spectra approximately interpolate the dispersion for the thermodynamic limit, this estimate for the chemical potential may be expected to be accurate up to the ‘discretization error’ $v_F |\mathbf{k}_F^c - \mathbf{k}_F|$ with v_F is the Fermi velocity, \mathbf{k}_F^c the ‘Fermi momentum’ of the cluster (i.e. the momentum of the first ionization state), and \mathbf{k}_F the true Fermi momentum in the infinite system which is closest to \mathbf{k}_F^c . This error stems from the discreteness of the \mathbf{k} -mesh and is unavoidable in any finite cluster. One may expect, however, that it is a small fraction of the band width, and thus not really appreciable. Comparison with the spectra at half-filling then reveals quite a substantial change of

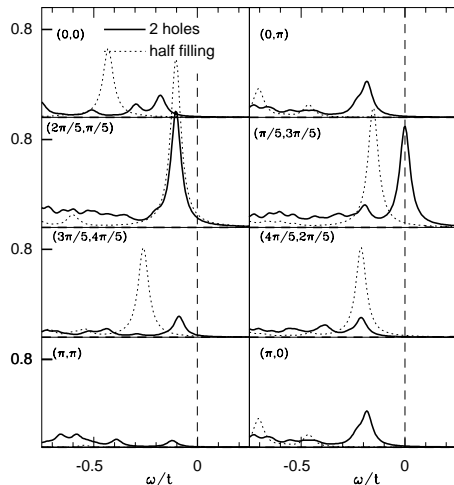


FIG. 3. As Figure 2, but for the 20-site cluster. The zero of energy is μ_- .

the band structure seen in photoemission: whereas e.g. the topmost PES peaks at $(\pi/2, 0)$ and $(\pi, 0)$ in the 16-site cluster were separated by an energy of $\approx 0.3t$ at half-filling they are now practically at the same energy. Similarly, the topmost PES peaks at $(2\pi/3, 0)$ and $(\pi, \pi/3)$ were $\approx 0.4t$ below the intense peak at $(\pi/3, \pi/3)$ in the 18-site cluster at half-filling, but are practically at the same energy for the doped case. In the 20-site cluster the topmost PES peaks at $(2\pi/5, \pi/5)$ and $(\pi, 0)$ differed by $\approx 0.4t$ in the undoped case but are again nearly degenerate for the two hole ground state. Similarly, the PES peak at $(\pi/5, 3\pi/5)$ is approximately degenerate with $(2\pi/5, \pi/5)$ for half-filling, but is appreciably shifted upwards relative to this peak in the spectra for the doped ground state. Irrespective of the cluster geometry and ground state quantum numbers the spectra for the doped case thus show a shift of the peaks near $(\pi, 0)$ towards lower binding energies so that they become (degenerate with) the first ionization states. This shift in energy is usually accompanied by an increase in peak intensity. This is most clearly seen in the 16 site cluster, but also

for the 18 and 20 site clusters there is a slight increase in the intensity of the peaks themselves and also an upward shift of incoherent weight. For other momenta, such as $(0, 0)$ or $(2\pi/3, 2\pi/3)$ a similar upward shift of spectral weight can be seen; in these cases however, the well defined peaks at half-filling disappear completely, and the spectra resemble incoherent continua. The doping induced deformation of the band structure may have a remarkable consequence, which is also illustrated in Figure 2: the upward shift of the quasiparticle band near $(\pi, 0)$ leads to the seemingly counterintuitive result that near E_F the decrease of electron density leads to an *increase* of electron removal weight in the \mathbf{k} -integrated PES spectrum. It is tempting to compare this to experimental results on cuprate superconductors, which also show an increase of PES weight at E_F with increasing doping [14]. It should be noted, that our sampling of the Brillouin zone is rather coarse and finite-size effects large, so that the \mathbf{k} -integrated spectra probably have little quantitative significance. However, the upward shift of a weakly dispersive part of the band structure by $0.3 - 0.4t \approx 0.2eV$ (possibly even accompanied by an increase of its spectral weight) is a very plausible mechanism for such an increased PES weight near E_F . The up to now mysterious increase of spectral weight with doping at the top of the band (the Fermi energy for the metals) thus is quite naturally explained by this model, showing that the formation of ‘new states’ in the charge transfer gap with doping is not required to explain the experiments.

The strong doping dependence of the quasiparticle band structure in the $t-t'-t''-J$ model becomes very clear in a comparison with the ‘pure’ $t-J$ model, shown in Figure 4. When compared with Figure 2, this figure shows the remarkable ‘rigidity’ of the band structure: the quasiparticle peaks in the interior of the antiferromagnetic Brillouin zone (AFBZ) persist with practically unchanged spectral weight and dispersion, peaks outside the AFBZ lose most of their weight, but persist as ‘shadow band’. For momenta near $(\pi, 0)$ the PES peaks cross to the inverse photoemission spectrum with almost unchanged weight (the fact that this happens near $(\pi, 0)$ rather than $(\pi/2, \pi/2)$ is due to the $d_{x^2-y^2}$ symmetry of the two-hole ground state [4]). In cases where there is an appreciable change of the peak positions, the PES peaks usually shift away from the chemical potential as compared to the strong peaks right at E_F ; moreover, the weight of the peaks usually decreases. The general trends with doping therefore are opposite to that of the $t-t'-t''-J$ model. Moreover, the spectra for the pure $t-J$ model on the average look ‘more coherent’, i.e. the decay of sharp peaks into incoherent continua is much less pronounced as for the $t-t'-t''-J$ model. As far as a ‘dispersion’ can be assigned, the band for the $t-t'-t''-J$ model essentially approaches that of the ordinary $t-J$ model, i.e. t' and t'' seem to be renormalized towards zero with doping. This suggests a loss of ‘spin coherence’ as the source of the

doping induced band deformation: in a Néel state,

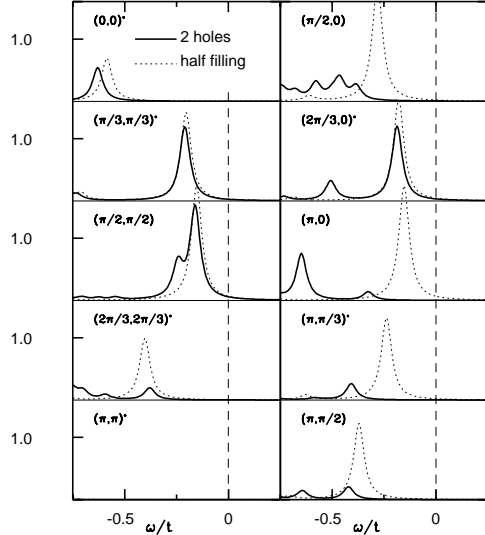


FIG. 4. Doping dependence of PES spectra for the 16 and 18 site cluster for the t - J model.

transferring a hole to a second- or third-nearest neighbor gives precisely the same state as if the hole had been created there in the first place. The t' and t'' terms therefore contribute directly to the coherent motion of the hole, and consequently have a strong impact on the dispersion. On the other hand, when the spin correlation length is comparable or shorter than the ‘range’ of the t' and t'' terms, a spin transferred by these may no longer ‘fit in’ to its new environment, so that the hopping process with a high probability produces spin excitations and consequently becomes incoherent. In other words, rather than contributing to the coherent hole motion, the t' and t'' terms now enhance the emission of spin excitations. This would also explain the generally ‘more incoherent’ character of the PES spectra in the t - t' - t'' - J model. By similar arguments the introduction of frustration at half-filling should also lead to a deformation of the quasiparticle band with long distance hopping, as indeed seems to be the case [15].

In summary, we have studied the doping dependence of the photoemission spectrum for the t - t' - t'' - J model. Using parameter values which give a realistic fit to the experimental quasiparticle band structure in the undoped Heisenberg antiferromagnet $Sr_2Cu_2Cl_2O_2$ we found a substantial doping dependence of the topmost photoemission peaks: upon doping, the quasiparticle band near $(\pi, 0)$ moves to lower binding energy, and becomes degenerate with the first ionization states. This results in particular in an increase of \mathbf{k} -integrated spectral weight near E_F with doping. While exact diagonalization does not allow for a sufficiently smooth variation of the hole concentration to map out the detailed doping dependence,

the rather substantial deformation of the quasiparticle band without changing any microscopical parameter of the model suggests a unifying point of view for both $Sr_2CuO_2Cl_2$ and cuprate superconductors. As the mechanism for the doping induced deformation we propose the interplay between longer range hopping and decreasing spin correlation length. As Néel order is lost over the range of the t' and t'' terms, the effect of the latter changes from coherent hole propagation to emission of spin excitations, leading to the deformation of the band structure. Taking this further, one might expect that a degradation of the spin correlations due to increasing temperature has an analogous effect, i.e. an overall ‘flattening’ of the band structure. The resulting increase of the band mass with temperature then could provide a very simple explanation for much of the ‘spin gap’ behaviour observed e.g. in the spin susceptibility and entropy of cuprate superconductors [16].

This work was supported by Nederlands Stichting voor Fundamenteel Onderzoek der Materie (FOM), Stichting Scheikundig Onderzoek Nederland (SON) and the European Community.

TABLE I. Two hole ground state properties for various cluster sizes: momentum \mathbf{k}_0 , point group symmetry R , total spin S_{tot} and energy/site E_0/N .

N	16	16	18	20
\mathbf{k}_0	(0,0)	$(\pi, 0)$	(0,0)	(0,0)
R	s	—	p	$d_{x^2-y^2}$
S_{tot}	0	0	1	0
E_0/N	-0.6309	-0.6335	-0.6167	-0.5917

- [1] B. O. Wells *et al.*, Phys. Rev. Lett. **74**, 964 (1995); J. J. M. Pothuisen *et al.*, unpublished.
- [2] D. S. Marshall *et al.*, Phys. Rev. Lett. **76**, 4841 (1996).
- [3] D. S. Dessau *et al.*, Phys. Rev. Lett. **71**, 2781 (1994).
- [4] R. Eder *et al.*, Phys. Rev. B **50**, 3350 (1994).
- [5] N. Bulut *et al.*, Phys. Rev. B **50**, 7215 (1995).
- [6] R. Preuss *et al.*, Phys. Rev. Lett. **75**, 134 (1994).
- [7] H. Eskes and R. Eder, PRB/RC in press.
- [8] A. Nazarenko *et al.*, Phys. Rev. B **51**, 8676 (1995).
- [9] H. Eskes *et al.*, Physica C **160**, 424 (1989); M. S. Hybertsen *et al.*, Phys. Rev. B **41**, 11068 (1990); L. F. Feiner *et al.*, Phys. Rev. B **53**, 8751 (1996).
- [10] E. Dagotto, Rev. Mod. Phys. **66**, 763 (1994).
- [11] O. P. Sushkov *et al.*, preprint.
- [12] A. Chernychev *et al.*, preprint.
- [13] Y. Hasegawa, D. Poilblanc, Phys. Rev. B **40**, 9035 (1989).
- [14] J. W. Allen *et al.*, Phys. Rev. Lett. **64**, 595 (1990); M. A. van Veenendal *et al.*, Phys. Rev. B **47**, 446 (1993).
- [15] R. Hayn *et al.*, preprint.
- [16] J. W. Loram *et al.*, Physica C **235**, 134 (1994).