

# Application of the Interface Approach in Quantum Ising models

Parongama Sen

*Institute of Theoretical Physics, University of Cologne,*

*Zulpicher Strasse 77, 50937 Cologne, Germany*

*e-mail paro@thp.uni-koeln.de*

## Abstract

We investigate phase transitions in the Ising model and the ANNNI model in transverse field using the interface approach. The exact result of the Ising chain in a transverse field is reproduced. We find that apart from the interfacial energy, there are two other response functions which show simple scaling behaviour. For the ANNNI model in a transverse field, the phase diagram can be fully studied in the region where a ferromagnetic to paramagnetic phase transition occurs. The other region can be studied partially; the boundary where the antiphase vanishes can be estimated.

PACS nos. : 64.60.Cn,75.10.Jm,75.30.Kz

## I. INTRODUCTION

Phase transitions in Ising spin systems driven entirely by quantum fluctuations have been getting a lot of attention recently [1]. The simplest of such systems is the Ising model in a transverse field which can be exactly solved in one dimension. Quantum fluctuations in Ising systems with more complicated interactions which, for example, incorporate frustration and or disorder, give rise to novel and intriguing features. Recently, the experimental realisation of some cases like the spin glass system in a transverse or tunnelling field, have added to the interest in such systems [1].

We apply the method of interfaces [2] in the Ising model and the anisotropic next nearest neighbour Ising (ANNNI) model [3] in a transverse field at zero temperature to study the quantum fluctuation driven transitions. In the process, we also explore the scope of the so called twist method [2,4] which we have shown to have additional features apart from the ones already known.

Recently, it has been shown in a variety of spin systems how the interfaces caused by twisting a system is closely linked to the phase transition. Apart from the application of the twist method to several classical models like Ising spins systems, Potts model and spin glasses [2], very recently it has been used for quantum ground state problems also [4]. In this method, the interface free energy is generated by the excess free energy between systems with and without a twist. In general, twisting the system may be done by changing the boundary condition in one direction. The idea is that long range order produces stiffness. The interface free energy, which is the response to the stress generated by the twist provides direct information on the stiffness of the ordered state. For classical systems, i.e., in a thermally driven phase transition, this method analyzes size ( $L$ ) and temperature ( $T, T_c$  the critical temperature) dependence of the stiffness free energy (which is the increment of free energy due to the change  $\phi$  in boundary conditions) defined by

$$\Delta F = F_\phi - F_0, \tag{1}$$

where  $F_\phi$  and  $F_0$  are the free energy with and without twist respectively.  $\Delta F$  has the simple scaling form [5,2]

$$\Delta F = A((T - T_c)L^{1/\nu})L^{\alpha(T)} \quad (2)$$

where the stiffness exponent  $\alpha$  is a constant for  $T < T_c$ , equal to zero for  $T = T_c$  and negative for  $T > T_c$ . Hence the critical point can be obtained from  $\alpha(T_c) = 0$ . In Ising spin systems with nearest neighbour interactions,  $\alpha = d - 1$  where  $d$  is the dimension of the system. For frustrated systems,  $\alpha$  may be nonintegral [2].

On the other hand, in phase transitions driven by quantum fluctuations at zero temperature, one needs to consider only the ground state energy (which is equivalent to the free energy) and here the interfacial free energy is expected to have a different stiffness exponent.

We have applied the twist method in two quantum systems : first to reproduce the exact result of the Ising chain in a transverse field [6] and then to the ANNNI model in a transverse field [1]. In the latter, there are additional frustration effects which have to be taken under consideration. Our results show that apart from the interfacial free energy, there are at least two other response functions which carry information of the phase transition and follow simple scaling laws. In section II, we describe the method used to study the quantum Ising models as well as the results. The results are discussed in section III.

## II. METHOD AND RESULTS

The stiffness exponent for the quantum model at zero temperature is defined in the same way as in (2), the role of temperature now being assumed by the transverse field such that

$$\begin{aligned} \Delta E &= E_0 - E_\phi \\ &= g((\Gamma - \Gamma_c)L^{1/\nu})L^{\phi(\Gamma)}. \end{aligned} \quad (3)$$

The Ising chain in a transverse field is described by the Hamiltonian

$$H = -J \sum_{i=1}^L S_i^z S_{i+1}^z - \Gamma \sum_{i=1}^L S_i^x \quad (4)$$

and the ferromagnetic to paramagnetic phase transition occurs at  $\Gamma/J = 1$  for  $S^z = \pm 1$ . We take the basis states to be diagonal in the representation of  $S^z$ . The twist is applied in the following way [2] : in one case we have fixed spins pointing parallelly in the left and right boundaries which favours the ferromagnetic alignment and is called the favourable boundary condition (FBC), while in the other case we have fixed spins at the boundaries antiparallely oriented (unfavourable boundary condition or UBC). The latter generates an interface and hence the excess energy. The first spin also interacts with the extra spin (fixed) on its left and the last ( $L$ th) spin interacts with the extra ( $L + 1$ th) spin (fixed) on its right.

It needs to be clarified here that we have used open boundary conditions with two extra spins pointed either parallelly or antiparallely at the edges. This, while generating the interface, will also introduce boundary effects (finite size effects in a numerical study): the two effects are intermingled and difficult to separate. It might be possible to study the interface effect alone by using periodic and antiperiodic boundary conditions [7], but that involves more complicated programming and computer time. Therefore, we have both interface and boundary effects, and when we talk of interface effect in the rest of the paper, it essentially includes boundary effect, the latter diminishing with system size.

We proceed to find out the ground state of a system of  $L$  spins (excluding the two at the boundary) in a transverse field by using a Lanczos algorithm for both kinds of boundary conditions (FBC and UBC).

Apart from the interfacial energy defined in eq. (3), we also investigate the behaviour of the interfacial cooperative energy and the interfacial magnetisation. These two quantities are defined in the following way : let  $E^c = \langle \psi | H^c | \psi \rangle$  where  $H^c$  is the term(s) in the Hamiltonian involving only the cooperative interaction energy and  $|\psi \rangle$  the ground state. For (4),  $H^c = -J \sum_i^L S_i^z S_{i+1}^z$ . Then the interfacial cooperative energy is given by

$$\Delta E^c = E_0^c - E_\phi^c \quad (5)$$

The interfacial magnetisation is similarly defined

$$\Delta m = m_o - m_\phi \quad (6)$$

where  $m_0$  ( $m_\phi$ ) is the magnetisation in the ground state with (without) twist. We have obtained results for system sizes  $L = 6$  to  $L = 20$  and studied the behaviour of  $\Delta E$ ,  $\Delta E^c$  and  $\Delta m$ . All three scale in general as (3) giving the exact result  $\Gamma_c/J = 1$  and  $\nu = 1$  (see Fig. 1). Although the exact critical point is known for (4), certain other features are available from our study which shows novel features of the stiffness exponent for quantum systems. We have discussed these scaling behaviour and commented about them in section III.

We next extend the study to the ANNNI chain in a transverse field. The Hamiltonian is described by

$$H = -J \left[ \sum_{i=1}^L S_i^z S_{i+1}^z - \kappa \sum_{i=1}^L S_i^z S_{i+2}^z + \Gamma \sum_{i=1}^L S_i^x \right] \quad (7)$$

Here  $\kappa$  denotes the frustration parameter. The classical ground state without  $\Gamma$  at zero temperature is exactly known : ferromagnetic for  $\kappa < 0.5$ , antiphase for  $\kappa > 0.5$  and highly degenerate phases exist at  $\kappa = 0.5$  [3]. The quantum ANNNI model, which is perhaps the simplest model incorporating both frustration and quantum fluctuation, has been studied extensively (and the corresponding classical model) in the last few years [1]. However, the nature of the ground state and the phase transition is yet to be understood clearly especially in the region  $\kappa > 0.5$ . It is believed that a floating phase exists [1,8] close to the  $\kappa = 0.5$  region which has also been found for the classical two dimensional model in the free fermion approximation [3]. All earlier studies indicate that there is a ferromagnetic to paramagnetic transition at  $\kappa < 0.5$ . Hence, the twist method is easily applicable here in the same manner

as in the nearest neighbour Ising case. In order to impose favourable and unfavourable boundary conditions, we fix two spins on the left and right end of the chain, and find the ground states. The spins on the boundaries interact with the extra fixed spins as in the Ising case, with open boundary conditions prevailing. For  $\kappa < 0.5$ , the FBC consists of parallel spins, and for UBC, it is antiparallel just like the nearest neighbour case. It maybe mentioned that one could do without bringing in two fixed spins but we keep this in order it is consistent with the ground states also at  $\kappa > 0.5$ . We have applied here the twist method and found that it gives consistent results in the  $\kappa < 0.5$  region where a ferromagnetic to paramagnetic transition occurs. Again we find that  $\Delta E$ ,  $\Delta E^c$  and  $\Delta m$  have simple scaling forms and we get the critical field for any  $\kappa < 0.5$  in this way. As an example, we have shown the scaling of the three quantities in Fig. 2 for  $\kappa = 0.3$ .

In the  $\kappa > 0.5$  region, we have no clear idea about what kind of a transition is taking place which is clear-cut ferromagnetic to paramagnetic in the  $\kappa < 0.5$  region. Therefore, all we have attempted to do here is to find out the phase boundary where the antiphase disappears by putting appropriate UBC and FBC for the antiphase. However, there still remains a problem. The frustration effects now become dominant and the ground state is no longer trivially degenerate. This generates not a single interface but maybe more than one. Also, because of the structure of the degenerate ground states due to the presence of both nearest and next nearest neighbour interactions, the so called unfavourable boundary condition for one particular ground state may become favourable for another degenerate ground state, thus making it difficult to feel the effect of the field due to the twist. For example, if we set the two spins on the left boundary down and the two on the right up, then the state with minimum interaction energy is  $|uudd\dots uudd\rangle$ , a member of the set of the 4 degenerate ground states in the antiphase. Setting all the boundary spins on the left and right down to provide the necessary twist, the new ground state should apparently have a structure  $|uu\dots uu\rangle$ , where we do not know how the spins in the interior are oriented. The cooperative energy contribution at the boundary to this state is  $2J - 4J\kappa$ . However, if we look at another antiphase state which is  $|duudd\dots dduud\rangle$ , then the energy contribution

at the boundary is  $-2J$ . Hence it is possible that the latter is lower in energy compared to  $|uu\dots uu\rangle$  especially if  $-2J < 2J - 4J\kappa$  or when  $\kappa < 1$ . Hence, a second antiphase state becomes the ground state when the twist is applied therefore making the present method ineffective. However, with the quantum term also present, we observed from the numerical exercise that this problem disappears for  $\kappa \geq 0.7$  where we find out the phase boundary. The interfacial magnetisation is of course not meaningful here.

We have estimated the phase boundary where the  $< 2 >$  phase disappears again from the best scaling plots for  $\Delta E$  and  $\Delta E_c$  (the  $\kappa = 1.0$  case is shown in Fig. 3). However, the data collapse is not so impressive as in the  $\kappa < 0.5$  region. The resulting partial phase diagram is shown in Fig. 4.

### III. DISCUSSIONS

We have studied the behaviour of essentially three quantities and found that they carry information about the quantum phase transitions in the Ising and ANNNI models in the interface approach. Of these, the behaviour of the total interface energy had been known earlier, but the scaling of the interfacial cooperative energy and interfacial magnetisation appear to be new results. However, there were earlier evidence that the cooperative energy contribution is significant in a study of quantum spin glasses [1,9].

In [4], it was argued that one should look at the scaling behaviour of the quantity  $L\Delta E$  which is expected to have a stiffness exponent = 1 for the transverse Ising chain (the same as that of the 2- $d$  classical model). However, this is the same as saying  $\Delta E$  scales as  $L^0$ , and we do not find this behaviour (except, of course, at  $\Gamma = 0$ , but we are interested in the scaling behaviour near the critical point). On the other hand, we do find that  $\Delta E^c$  does have a stiffness exponent 0, (i.e. scales as  $L^0$ ) while  $\Delta E$  shows a scaling behaviour with a stiffness exponent =  $-1$  (see Figs. 1(a-c) drawn with  $\nu = 1$ ).

Now, in case of the classical systems, we have stiffness exponent =  $d - 1$ . Of course for  $d = 1$ , there is no thermal phase transition and therefore the exponent  $\alpha = 0$  is never

encountered. But, here we do have a phase transition driven by quantum fluctuations and that may be the reason for obtaining an exponent  $\alpha = 0$  for the interfacial cooperative energy. The interfacial magnetisation also scales with an exponent  $\alpha = 0$ . The scaling function  $g_c(x)$  for the interfacial cooperative energy is also evidently of the following form

$$\begin{aligned} g_c(x) &= a \quad \text{for } x < 0 \\ &= 0 \quad \text{for } x > 0. \end{aligned}$$

where  $a$  is a constant depending on  $\kappa$ . It maybe noted that the magnetisation depends not only on the number of interfaces but also their positions and it is apparent from the data that as the system size is increased, the interface caused by the twist moves towards the center of the chain. Therefore, the exponent  $\alpha = 0$  for the interfacial magnetisation is not surprising.

One can say that the nontrivial exponent of  $-1$  obtained for the total interfacial energy is a novel feature of the quantum model. On the other hand, if one looks at the scaling functions in Figs. 1-3, it is obvious that they are different for  $L\Delta E$  and  $\Delta E^c$ . The scaling functions for  $\Delta E^c$  and  $\Delta m$  are, however, similar. Apparently the scaling function  $g(x)$  for  $L\Delta E$  has the following form

$$\begin{aligned} g(x) &\sim -x \quad \text{for } x < 0 \\ &= 0 \quad \text{for } x > 0 \end{aligned}$$

such that  $L\Delta E \sim (\Gamma_c - \Gamma)L$  which is the expected behaviour mentioned in [4].

The scaling behaviour of  $\Delta E^c$  and  $\Delta E$  are different but the quantities  $\Delta E^c$  and  $L\Delta E$  have the same stiffness exponent. Hence, there is an additional dimension  $L$  in the total energy which may be related to the additional dimension which comes into play in quantum models.

That the interface method is quite powerful is again proved. We obtain the exact critical point for the transverse Ising chain and a phase diagram for the transverse ANNNI model



consistent with the previous studies. However, we did not venture to investigate the regime  $\kappa > 0.5$  in the ANNNI model fully because of the nontrivial nature of the transition to a possible floating phase. The phase boundary where the antiphase disappears is also not obtained for  $\kappa < 0.7$  because of the difficulty in imposing conflicting boundary conditions. Since in degenerate systems, there can be a number of ways to impose the FBC and the UBC we tried several combinations but faced the same difficulty. This is because of the very structure of the degenerate ground states as elaborated in section II. It is true that the more interesting phase transitions for  $\kappa > 0.5$  could not be obtained here, but we showed that estimating the boundary above which the antiphase vanishes is a nontrivial task itself. In fact, most of the analytical and numerical methods give an incomplete picture for  $\kappa > 0.5$ .

## Acknowledgments

This work is supported by SFB341. The author is grateful to Subinay Dasgupta for bringing ref. [4] to notice, and also very much to Heiko Rieger for useful discussions during the development of the program and for sending preprint of ref. [8] prior to publication. She is thankful to Dietrich Stauffer for discussions.

## REFERENCES

- [1] See e.g., B. K. Chakrabarti, A. Dutta and P. Sen *Quantum Ising Phases and Transitions in Transverse Ising models*, Lecture Notes in Physics, **M41**, Springer-Verlag, Heidelberg, 1996, and the references therein.
- [2] Y. Ueno, G. Sun and I. Ono, J. Phys. Soc. Jpn. **58**, 1162 (1989); H. Shioda and Y. Ueno, J. Phys. Soc. Jpn. **62**, 970 (1993); Y. Ueno and Y. Ozeki, J. Stat. Phys. **64**, 227 (1994).
- [3] For a review, see W. Selke Phys. Rep. **170**, 213 (1988) and the references therein.
- [4] K. Okamoto and Y. Ueno, J. Phys. Soc. Jpn. **64**, 86 (1995).
- [5] M. E. Fisher, *Critical Phenomena Proc. 51st Enrico Fermi Summer School*, ed. M. S. Green (Academic, New York, 1971); M. N. Barber, *Phase Transitions and Critical Phenomena*, **8**, ed. C. Domb and J. L. Lebowitz (Academic, New York, 1984); D. Jasnow, Rep. Prog. Phys. **47**, 1059 (1984).
- [6] P. Pfeuty, Ann. Phys. **57**, 79 (1970)
- [7] D. Stauffer and D. P. Landau, Phys. Rev. B **39**, 9650 (1989)
- [8] H. Rieger and G. Uimin, Z. Phys. B, **101** 597 (1996).
- [9] P. Sen and B. K. Chakrabarti, Int. J. Mod. Phys. B **6**, 2439 (1992).

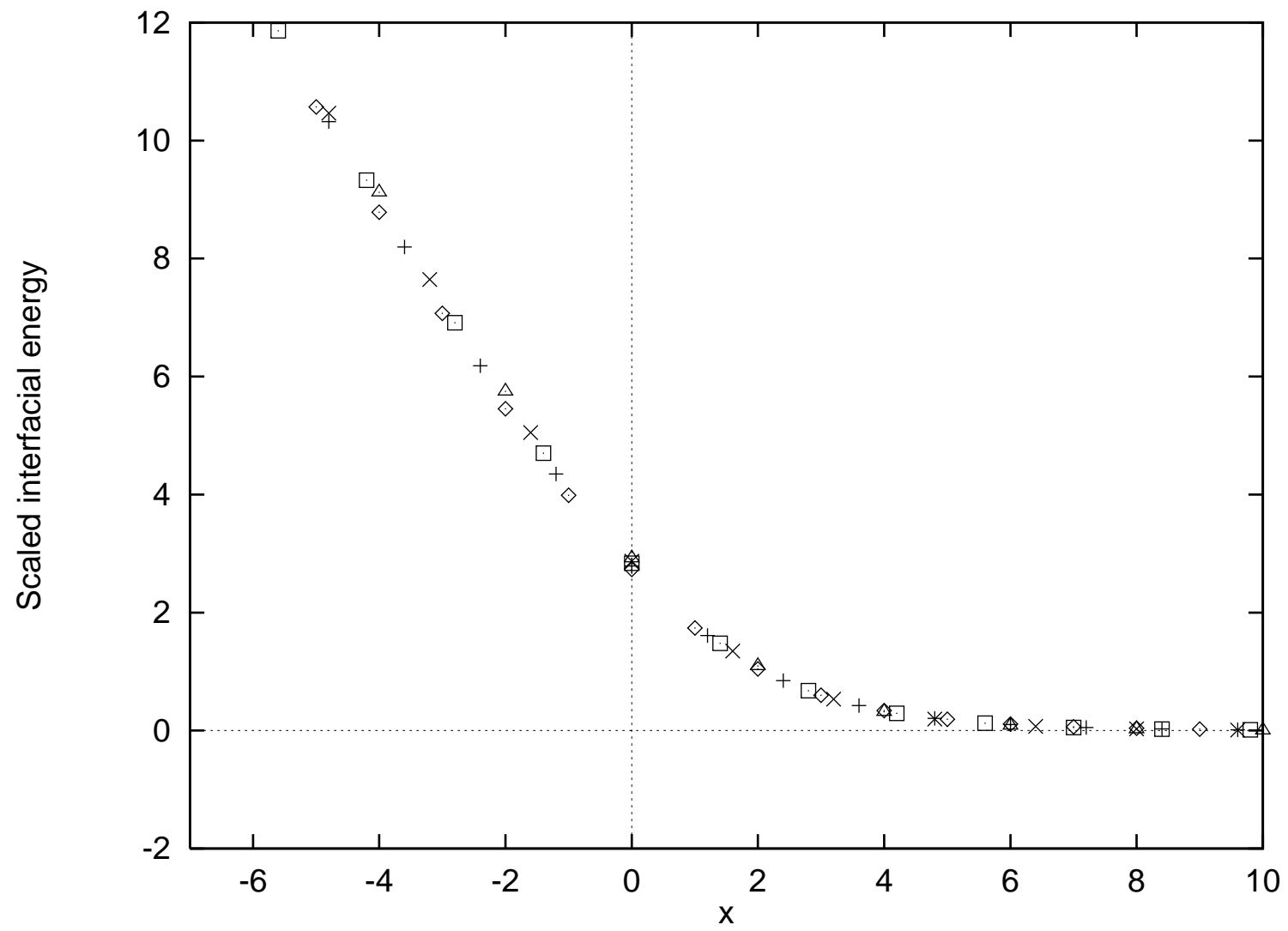
## FIGURES

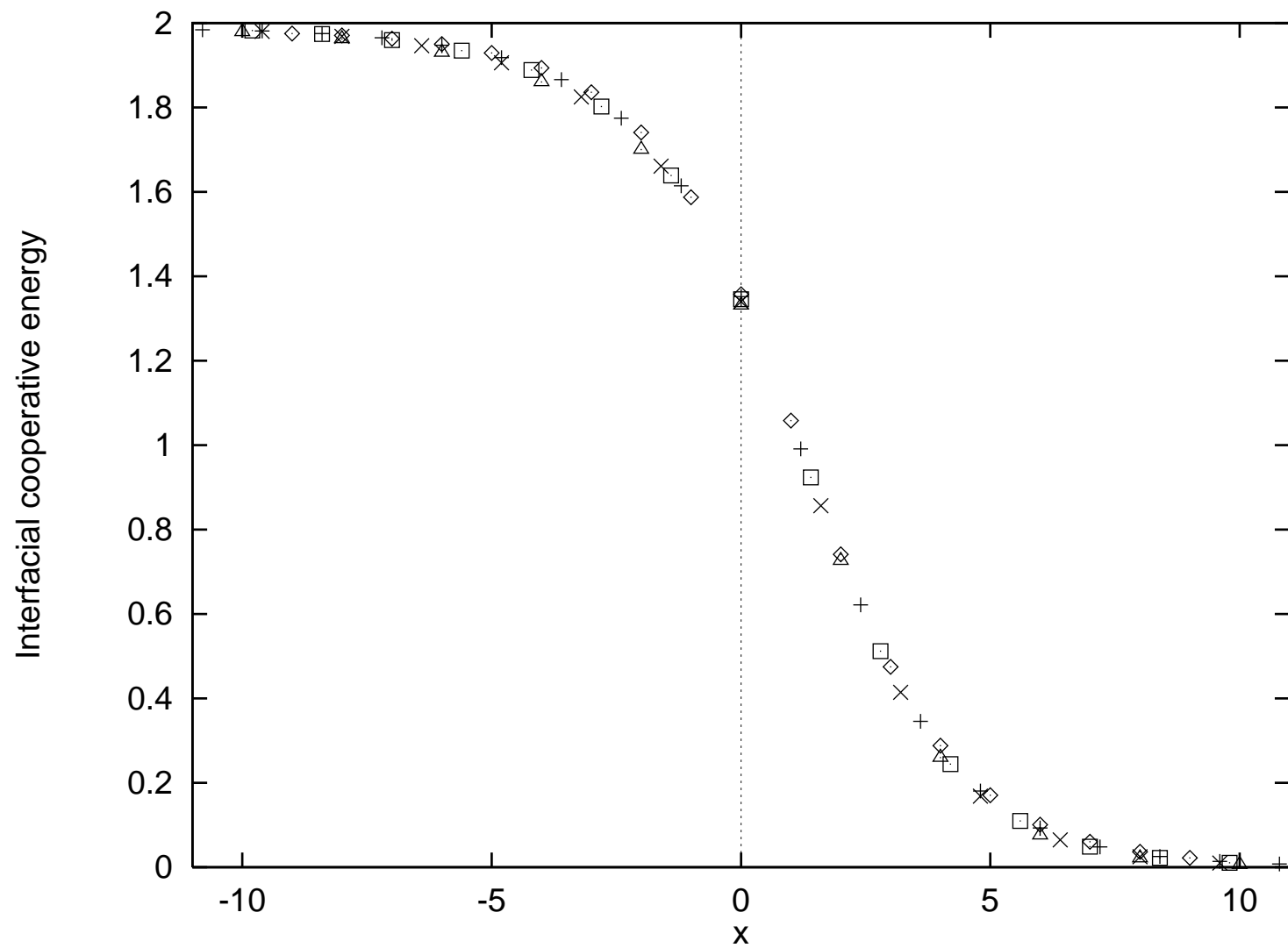
FIG. 1. Plot of (a)  $\Delta EL$ , (b)  $\Delta E^c$  and (c)  $\Delta m$  vs  $x = (\Gamma - \Gamma_c)L^{1/\nu}$  for system sizes 10 ( $\diamond$ ), 12 (+), 14 ( $\square$ ), 16( $\times$ ) and 20 ( $\triangle$ ) for the Ising chain in transverse field with  $\Gamma_c = 1$  and  $\nu = 1$  ( $E, \Gamma$  in units of  $J$ ).

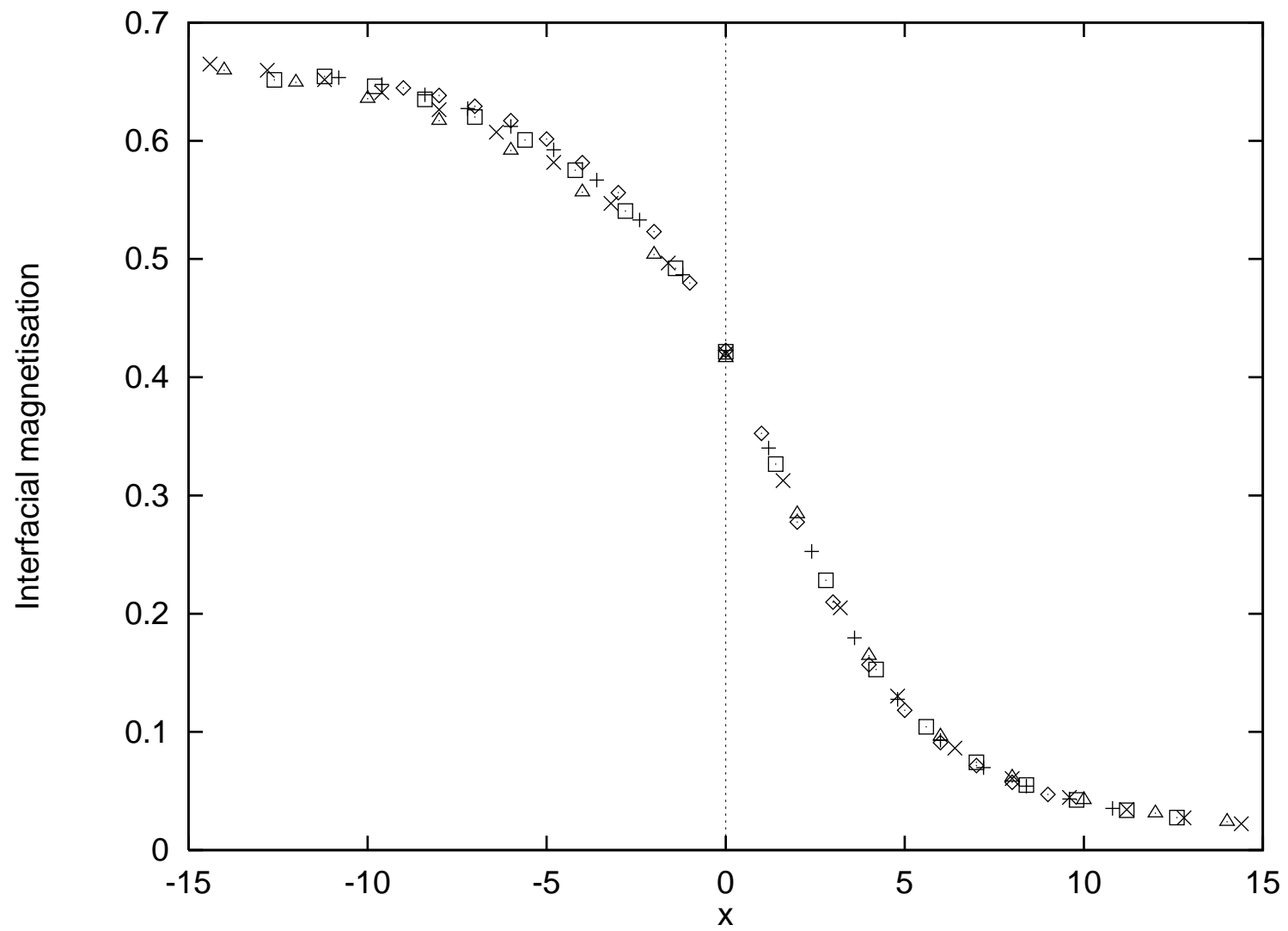
FIG. 2. Plot of (a)  $\Delta EL$ , (b)  $\Delta E^c$  and (c)  $\Delta m$  vs  $x = (\Gamma - \Gamma_c)L^{1/\nu}$  for system sizes 10 ( $\diamond$ ), 12 (+), 14 ( $\square$ ), 16( $\times$ ) and 20 ( $\triangle$ ) for the ANNNI chain in transverse field with  $\Gamma_c = 0.42$  and  $\nu = 1$  at  $\kappa = 0.3$  ( $E, \Gamma$  in units of  $J$ ).

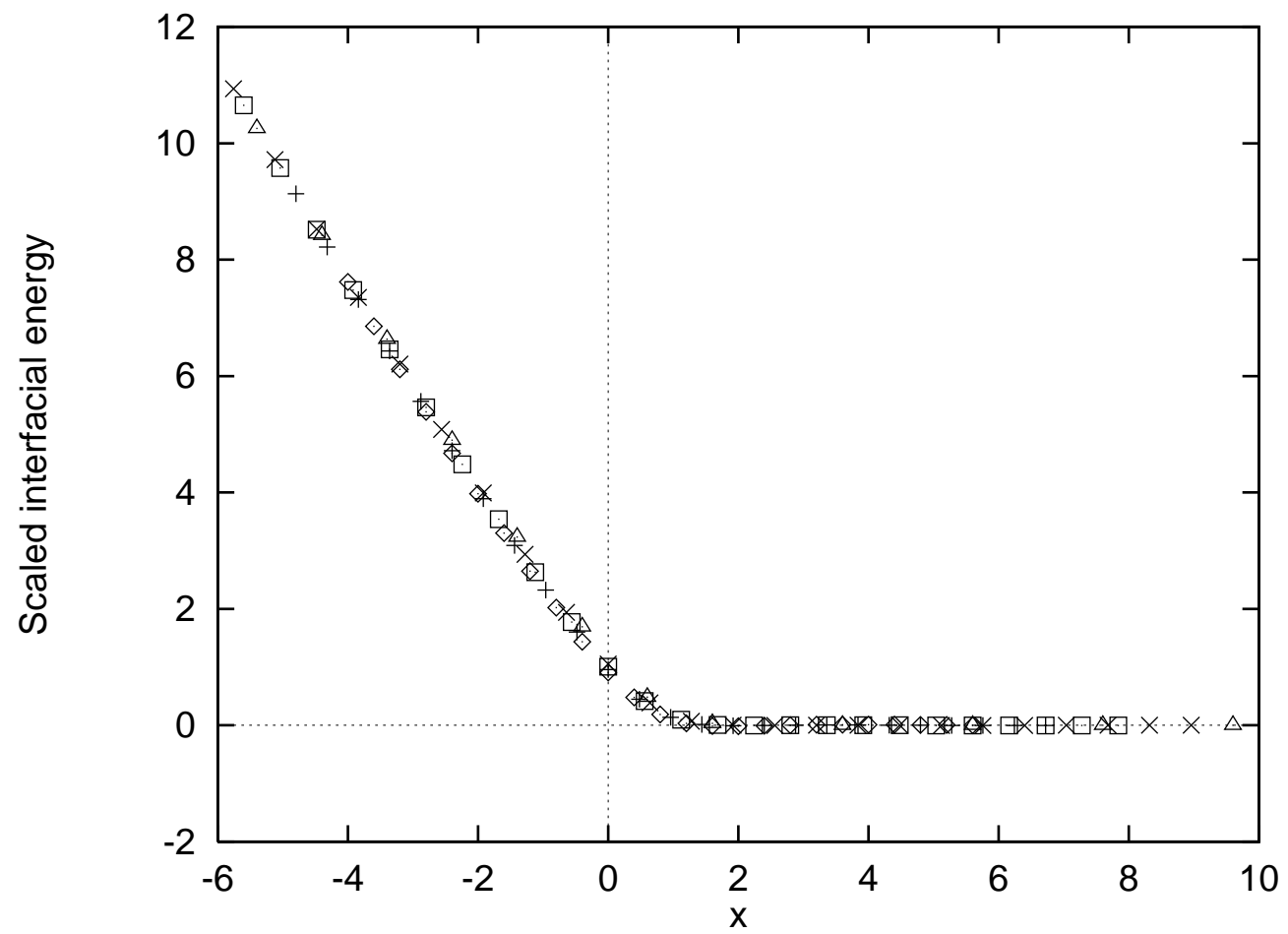
FIG. 3. Plot of (a)  $\Delta EL$  and (b)  $\Delta E^c$  vs  $x = (\Gamma - \Gamma_c)L^{1/\nu}$  for system sizes 8 ( $\diamond$ ), 12 (+), 16 ( $\square$ ) and 20 ( $\times$ ) for the ANNNI chain in transverse field with  $\Gamma_c = 0.52$  and  $\nu = 1$  at  $\kappa = 1.0$  ( $E, \Gamma$  in units of  $J$ ).

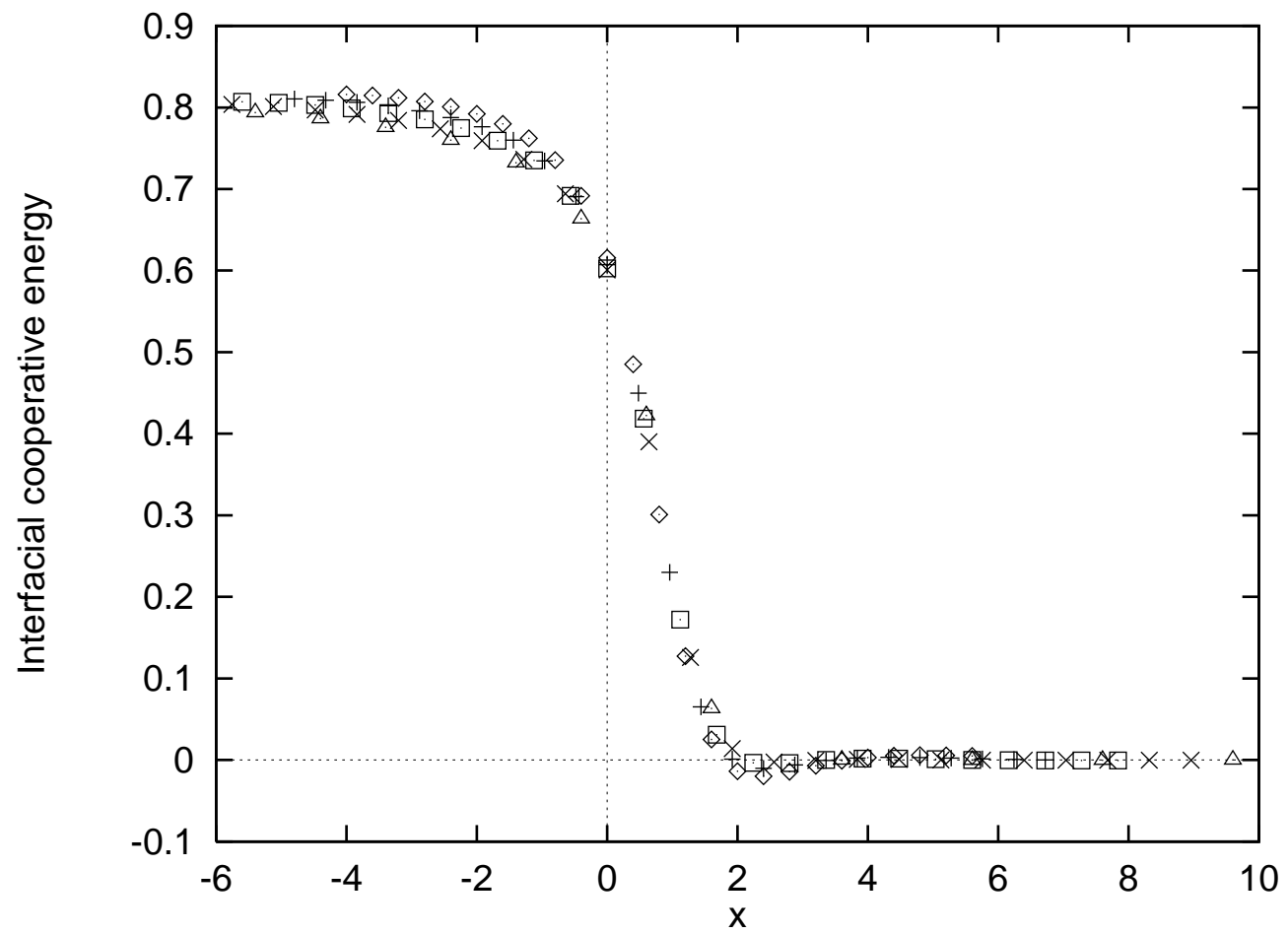
FIG. 4. Partial phase diagram for ANNNI chain in transverse field : for frustration parameter  $\kappa < 0.5$  the data points indicate the critical fields for the ferromagnetic ( $F$ ) to paramagnetic ( $P$ ) transition, for  $\kappa > 0.5$ , the data points indicate the disappearance of the antiphase ( $< 2 >$ .)



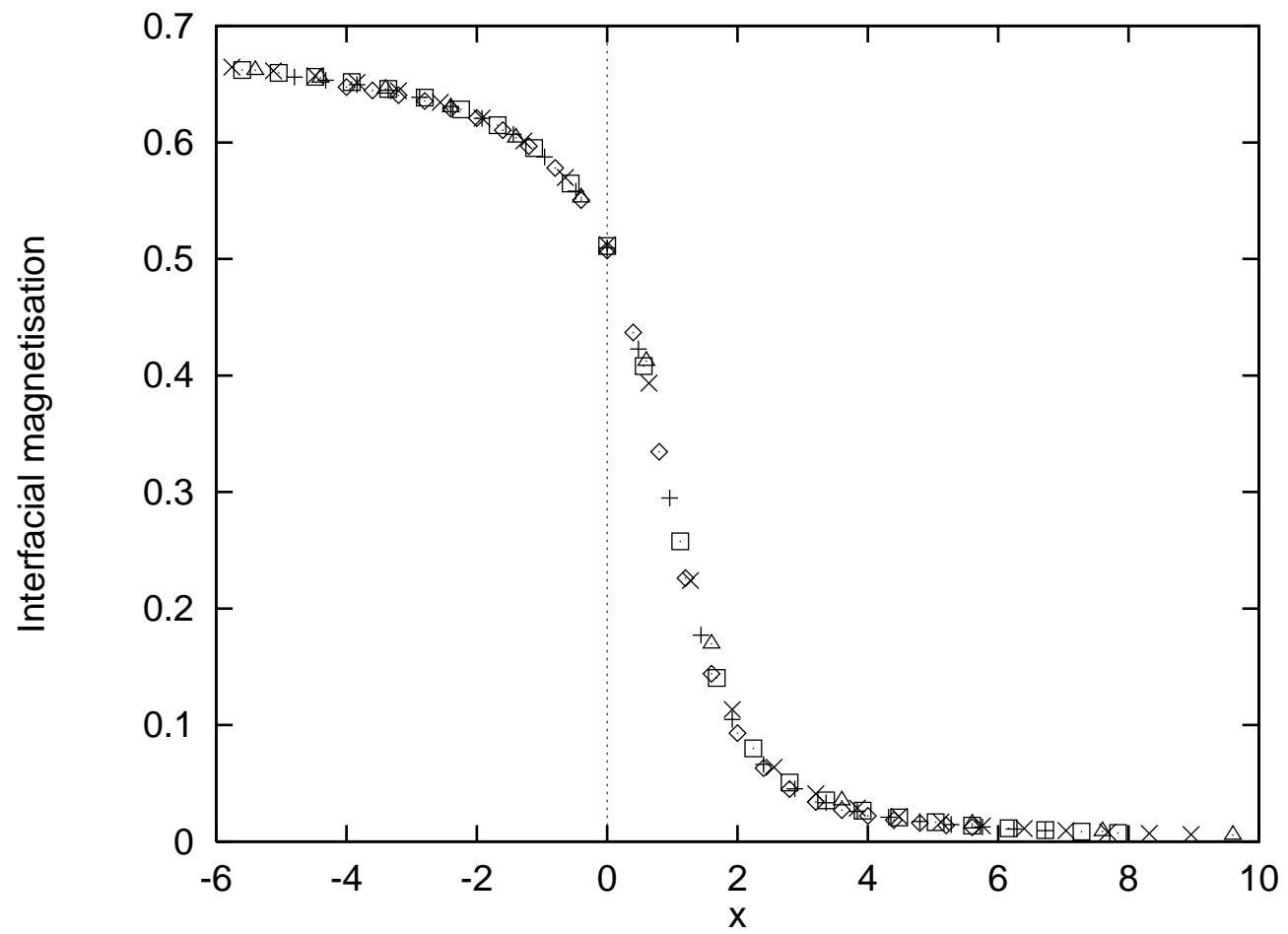












Scaled interfacial energy

