

Effects of Electronic Correlations on the Thermoelectric Power of the Cuprates

G. Hildebrand, T.J. Hagenaars, and W. Hanke

Institut für Theoretische Physik, Universität Würzburg, Am Hubland, 97074 Würzburg, Germany

S. Grabowski, J. Schmalian*

Institut für Theoretische Physik, Freie Universität Berlin, Arnimallee 14, 14195 Berlin, Germany

We show that important anomalous features of the normal-state thermoelectric power S of high- T_c materials can be understood as being caused by doping dependent short-range antiferromagnetic correlations. The theory is based on the fluctuation-exchange approximation applied to Hubbard model in the framework of the Kubo formalism. Firstly, the characteristic maximum of S as function of temperature can be explained by the anomalous momentum dependence of the single-particle scattering rate. Secondly, we discuss the role of the actual Fermi surface shape for the occurrence of a sign change of S as a function of temperature and doping.

PACS numbers: 71.27.+a, 74.25.Fy, 74.20.-z, 74.72.-h

The thermoelectric power (TEP), S , of the high- T_c materials in the normal state exhibits anomalous features [1–4] that are not well understood at present. For example, its temperature dependence shows a characteristic maximum that can be found in all optimally and underdoped cuprates, which is in contrast to the conventional linear- T behavior of a weakly correlated Fermi liquid. Furthermore, a better understanding of the doping dependence, which has been shown to be universal for a large class of high- T_c materials [1], is needed.

Experimentally, the TEP is positive for the *underdoped* cuprates. It increases rapidly as a function of temperature, reaches a maximum S^* at a temperature T^* and falls off almost linearly with temperature. The size of the maximum S^* and the value of T^* decrease rapidly with increasing doping, while the slope for the fall-off at $T > T^*$ is almost independent of the doping concentration. The TEP of nearly *optimally doped* materials shows a similar behavior below room temperature, but the over-all size of the TEP is reduced. Furthermore, the TEP for most of the optimally doped samples changes sign at approximately room temperature [1]. For *overdoped* samples, the behavior of the TEP is very different: It is negative and decreases linearly with increasing temperature. At present there are only two classes of high- T_c materials that do not follow this generic trend, namely $\text{La}_{2-x}\text{Sr}_x\text{CuO}_4$ (LSCO) and $\text{YBa}_2\text{Cu}_3\text{O}_{7-\delta}$ (YBCO). For LSCO the TEP remains positive in the overdoped regime, where it exhibits a maximum of decreasing height for increasing hole concentration [4], whereas YBCO shows a negative TEP in the overdoped regime but with a positive slope at temperatures $T > T^*$ [1,2]. Recently Bernhard and Tallon [2] presented strong experimental evidence that the chain contribution is responsible for this non-generic TEP of YBCO while the contribution of the CuO_2 planes follows the generic behavior.

Theoretically, important open problems concerning the characteristic behavior of the TEP remain, although there have been several attempts to explain this behavior, ranging from the van Hove scenario [5,6] to phonon drag effects [7]. The most important open questions are the physical origin of the characteristic temperature scale T^* and of the doping dependence of the sign of S .

In this paper, we demonstrate that short-range antiferromagnetic correlations are responsible for salient features of the temperature and doping dependence of the TEP. In particular, we show that for underdoped systems the occurrence of a pseudo-gap in the single-particle excitation spectrum and for optimally doped systems the pronounced increase of the scattering rate near the "hot-spot" regions (near $(\pi, 0)$) are essential. As was proposed by Stojković and Pines [8], the latter phenomenon is also of importance for the description of the temperature dependence of the Hall coefficient. Furthermore, we discuss the influence of the shape of the Fermi surface of LSCO and YBCO and of the bilayer coupling.

We note that antiferromagnetic spin correlations have recently also been argued to be intimately related to the normal-state pseudogap in underdoped cuprates and to a sizeable deformation of the quasi-particle band structure and Fermi surface as a function of doping [9,10]. These ideas have been corroborated with evidence from Quantum-Monte-Carlo (QMC) simulations in a recent work by Preuss *et al.* [11]. These latter results also provide numerically, in principle exact support for the relevance of antiferromagnetic correlations that are found to also be crucial for the thermoelectric power in the theory presented here.

The thermoelectric power S is determined by the relation between the electrical current \mathbf{j} and the temperature gradient ∇T : $\mathbf{j} = \sigma_{\text{dc}} (\mathbf{E} - S \nabla T)$, where σ_{dc} is the dc-conductivity and \mathbf{E} an applied electrical field. In order to account for the strong electronic correlations and the pronounced short-range antiferromagnetic correlations of the cuprates, we use the two-dimensional single-band Hubbard model with $\epsilon(\mathbf{k}) = -2t(\cos k_x + \cos k_y) - 4t' \cos k_x \cos k_y - 2t''(\cos(2k_x) + \cos(2k_y))$ for the microscopic calculation of S . We set $t = 0.25\text{eV}$ and $U = 4t$. The values of the longer-range transfer integrals will be given below. The transport coefficients σ_{dc} and S are calculated within the Kubo-formalism as

$$\sigma_{\text{dc}} = e^2 \int d\omega (-\partial f(\omega)/\partial \omega) \sigma(\omega) \quad (1)$$

$$S = -\frac{e}{\sigma_{\text{dc}} T} \int d\omega (-\partial f(\omega)/\partial \omega) \omega \sigma(\omega) \quad (2)$$

with the differential conductivity

$$\sigma(\omega) = \frac{2\pi}{N} \sum_{\mathbf{k}} v_{\mathbf{k},x}^2 A^2(\mathbf{k}, \omega). \quad (3)$$

Eqs. (1) and (2) are obtained following, for example, the derivation of Moreno and Coleman [12] and approximating the full vertex function by the velocity $v_{\mathbf{k},x} = \nabla_x \epsilon(\mathbf{k})$. Here e is the electronic charge, N the number of sites, $f(\omega)$ the Fermi function and $A(\mathbf{k}, \omega) = -\frac{1}{\pi} \text{Im} G(\mathbf{k}, \omega)$ the spectral function. The single-particle propagator $G(\mathbf{k}, \omega)$ is calculated within the fluctuation-exchange approximation (FLEX) [13]. This approximation includes the interaction of the electrons with charge and spin fluctuations. We employ a real-frequency approach to this approximation, which directly yields $A(\mathbf{k}, \omega)$ [14].

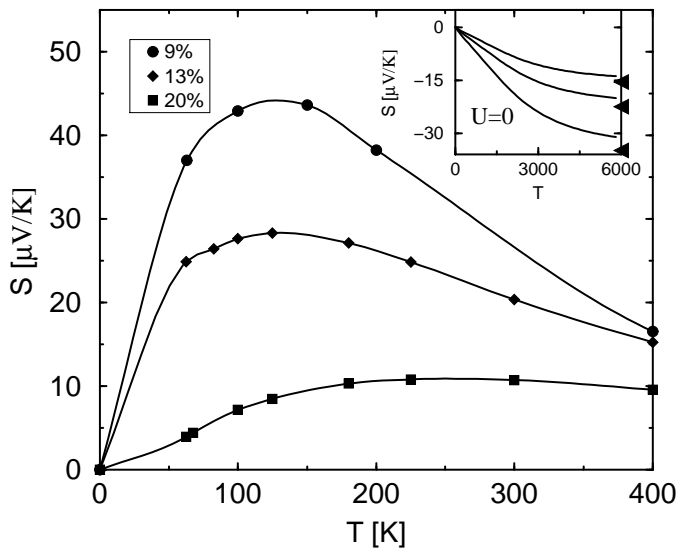


FIG. 1. Thermopower S for the LSCO system as a function of temperature for different doping concentrations. The inset shows S of the tight binding model for the same doping values. The triangles indicate the high-temperature limit given by the generalized Heike formula.

In Fig. 1, we show the TEP for the single-layer LSCO system as function of temperature for different doping levels. Here LSCO is described by $t' = t'' = 0$ to ensure that the Fermi surface is closed around $(0,0)$ [15]. For all fillings, we find the interesting result that our theory yields a positive TEP which decreases with increasing hole concentration and shows pronounced maxima at about 150K for the two lowest doping levels. For the higher doping level (20%), the maximum is very broad and shifts to higher temperatures. This is very similar to the experimental observation in LSCO [4,16]. Note that also the absolute values of the calculated TEP are in good agreement with experimental data [4].

In order to understand the role of electronic correlations for the T -dependence and sign of S and to relate them to previous theories, it is at first of interest to contrast them with the TEP of the noninteracting system ($U = 0$). Here S is obtained from a tight-binding model calculated in the relaxation-

time approximation (the $U = 0$ calculations along the lines of eqs. (1) to (3) yields a vanishing TEP) with a momentum and frequency independent relaxation time, see the inset of Fig. 1. In this approach, S is negative and proportional to T in the relevant temperature range ($T < 600$ K). In the high temperature limit, the TEP deviates from this linear behavior for $T \sim t$ and finally approaches the values given by a generalized high-temperature Heike's formula [17]. Such a $U = 0$ theory, in which no details of the relaxation or scattering rate are included, still fails to describe experiments even when a more sophisticated phenomenological band structure with a pronounced flattening of the dispersion near the Fermi level [18] as found in photoemission experiments [19,20] is included. Thus, the strong qualitative disagreement between the above $U = 0$ results and our FLEX results for the interacting system implies that for an understanding of the experimental data it is necessary to take into account the momentum and frequency dependence of the scattering rate. In order to demonstrate in more detail the role of electronic correlation effects for $S(T)$ in our approach, we now show (i) that our results for the sign of S are caused by the anomalous \mathbf{k} dependence of the scattering rate $1/\tau(\mathbf{k}) = -\text{Im} \Sigma(\mathbf{k}, \omega = 0)$ (where $\omega = 0$ refers to the Fermi energy) due to antiferromagnetic correlations and (ii) that the temperature dependence of S is determined by the characteristic temperature scales of these correlations.

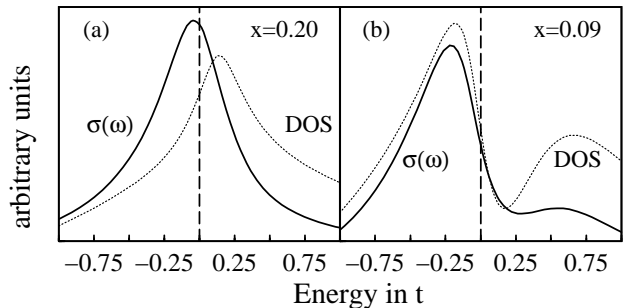


FIG. 2. Differential conductivity (solid lines) and density of states (dotted lines) for two doping levels and $T = 200$ K. All for $U = 4t$.

It is instructive to consider the differential conductivity $\sigma(\omega)$ of Eq. (3), since the TEP, from Eq. (2), is a measure of the asymmetry of $\sigma(\omega)$ with respect to $\omega = 0$ for energies of the order of $k_B T$. Thus the TEP is very sensitive to excitations of states which are close to but not directly at the Fermi surface.

In Fig. 2(a), we show $\sigma(\omega)$ and the density of states $\rho(\omega) = \sum_{\mathbf{k}} A(\mathbf{k}, \omega)/N$ for a doping concentration of 20%: Although $\rho(\omega)$ is peaked for $\omega > 0$ (as in the uncorrelated case), the differential conductivity $\sigma(\omega)$ exhibits its maximum for $\omega < 0$, yielding the positive value of S . This behavior can be understood if one takes into account that in Eq. (3) momentum states with small velocity $\mathbf{v}_{\mathbf{k}}$ and large line width (large scattering rates) are suppressed. Antiferromagnetic spin fluctuations lead to large scattering rates for momenta near $\mathbf{k}_F + \mathbf{Q}$

(\mathbf{k}_F Fermi momentum, $\mathbf{Q} = (\pi, \pi)$) which, for LSCO, are everywhere outside of the Fermi surface (see Fig. 3(a)).

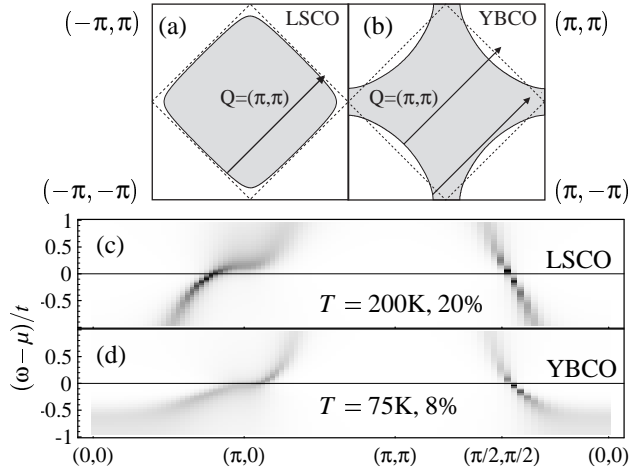


FIG. 3. Fermi surface, (a,b), and spectral function, (c,d), for the LSCO and YBCO parameters, respectively. In (c) and (d) dark (white) areas correspond to large (small) spectral weight.

Thus the scattering rate of unoccupied states (holes) near the Fermi surface is larger than the scattering rate of the corresponding occupied states (electrons). This suppresses the contribution of the holes (at $\omega > 0$) to $\sigma(\omega)$, which as a result has a maximum at $\omega < 0$. This effect is illustrated in detail in Fig. 3(c), where we show the spectral function $A(\mathbf{k}, \omega)$ in the vicinity of $\omega = 0$. It can be clearly seen that the spectral weight is more sharply peaked for occupied than for unoccupied states around $(\pi, 0)$. The suppression of states near $(\pi, 0)$ due to the low velocities near the van Hove singularity also contributes to the absolute magnitude of S but does not determine its sign and order of magnitude. This demonstrates that the thermoelectric power is determined by the combined momentum and energy dependence of the scattering rate, making transport for holes less coherent than for electrons, yielding $S > 0$. The transition to conventional behavior occurs at temperatures for which the antiferromagnetic correlation length becomes smaller than the range of the hopping matrix (determined by t, t' and t''), such that no pronounced momentum dependencies in the scattering rate occur [8,11]. For decreasing doping concentration, the strength of the antiferromagnetic correlations increases, leading to the appearance of a pseudogap in the DOS as a precursor of the antiferromagnetic phase transition [10,11]. The FLEX calculation for $U = 4t$ [10] yields results for the pseudogap qualitatively similar to those obtained in numerically exact QMC simulations [11]. The density of states showing the pseudogap is presented in Fig. 2(b). The asymmetry in $\varrho(\omega)$ caused by the antiferromagnetic fluctuations is even more pronounced in $\sigma(\omega)$ such that these correlations cause in addition to the positive sign a pronounced increase of the magnitude of S . Even more interesting, the T -dependence of the antiferromagnetic fluctuations, which also manifests itself in the pseudogap [10],

determines the anomalous T -dependence of the TEP in the under- and optimally doped systems of Fig. 1. Note, however, the weak doping-dependence of T^* in our theory. We believe that this shortcoming is related to the difficulties in the theoretical description of the single-particle excitation spectrum of underdoped systems rather than to the approximate treatment of the transport problem. We believe that a better description of the detailed momentum dependence of the pseudogap, in agreement with recent angular resolved photoemission experiments [19] and QMC results [11] is essential here.

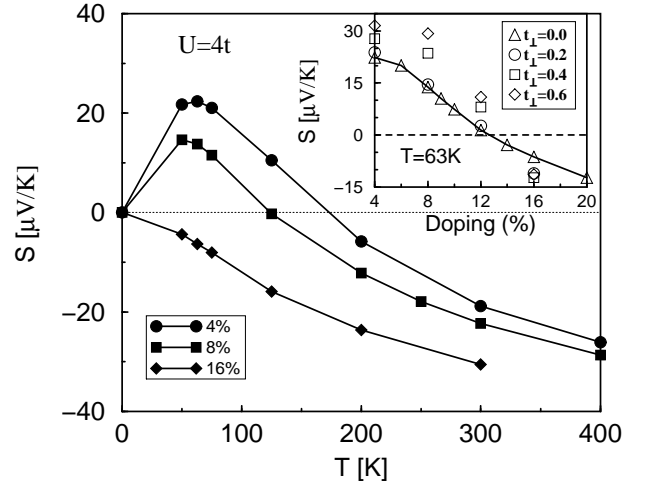


FIG. 4. TEP for the YBCO parameters as a function of temperature for different hole dopings (inset: doping dependence).

The inset in Fig. 4 displays our results for the doping dependence of the planar contribution to the TEP of YBCO which is also generic for other cuprates, using $t' = -0.38t$ and $t'' = -0.06t$ such that the Fermi surface is closed around the (π, π) point (see Fig. 3(b)). In contrast to the LSCO system and in agreement with the general trends in the experiments, the thermopower changes its sign as function of the doping concentration. In order to understand the origin of this behavior, we plot in Fig. 4 the TEP as a function of temperature for different doping values. As in LSCO, a maximum of the TEP occurs for small doping and small temperatures. However, for increasing T , the sign of S becomes negative. For larger doping, S decreases until it becomes negative at all temperatures. In agreement with the experimental observation [2], we find that the negative slope of the TEP for large T is almost doping independent. These phenomena can also be understood in terms of the pronounced momentum dependence of the scattering rates caused by antiferromagnetic spin fluctuations. We find that for low doping, the scattering rates are maximal for momentum states near $\mathbf{k}_F + \mathbf{Q}$. However, as can be seen in Fig. 3(b), these states are solely outside the Fermi surface for $\mathbf{k}_F + \mathbf{Q}$ near $(\frac{\pi}{2}, \frac{\pi}{2})$, while they are within the Fermi surface for $\mathbf{k}_F + \mathbf{Q}$ near $(\pi, 0)$, in contrast to the LSCO system. If these two regions in momentum space were of equal importance for the suppression of near Fermi surface states in $\sigma(\omega)$, they would cancel each other, leading to a neg-

ative S , as found for $U = 0$. However, the transport properties are dominated by the quasi-particles near the diagonal of the Brillouin zone [21]. This can also be observed in the spectral function plot for YBCO in Fig. 3(d), in which the states near $(\pi/2, \pi/2)$ are much more coherent than the ones near $(\pi, 0)$. For \mathbf{k}_F near $(\pi/2, \pi/2)$, the holes near the Fermi surface are closer to $\mathbf{k}_F + \mathbf{Q}$ than the corresponding electron states and it follows that $S > 0$ for sufficiently strong antiferromagnetic correlations. Finally, due to the more subtle competition of different regions in momentum space for the YBCO parameters, the weakening of antiferromagnetic correlations for increasing doping or temperature leads to the more rapid (as compared to LSCO) transition to negative values of the TEP, shown in Fig. 4. For a quantitative comparison of our results in Fig. 4 with experiment, it should be noted that the magnitude of S as well as the doping level at which S changes its sign for low T are smaller than in experiment. One reason for this quantitative difference might be the neglect of the bilayer coupling in YBCO which was shown to enhance the in-plane antiferromagnetic correlations [22,23]. By taking bilayer coupling into account via an interlayer hopping t_\perp , we solved the FLEX equations and determined the TEP. Note, that $t_\perp = 0.4t$ is a reasonable value for the interlayer hopping in YBCO [23]. The results are also shown in the inset of Fig. 4 for different values of t_\perp and demonstrate that indeed a considerable increase of the absolute magnitude of S occurs due to inter-layer spin correlations.

Concerning the influence of the bandstructure parametrization used for YBCO, it might be argued that the velocity $v_{\mathbf{k},\alpha}$ on the Fermi surface depends more strongly on the direction of \mathbf{k} than for other parametrizations (e.g. $t' = -0.45t$ and $t'' = 0$ [8]). However this is not essential for our results, since the agreement with experiments would be even better if we were to neglect this \mathbf{k} dependence, which suppresses S . We have used this parametrization since it yields better agreement of the calculated spin susceptibility with the spin-excitation spectrum deduced from NMR-experiments [24].

In summary, we have shown that the anomalous features of the in-plane thermopower can be understood as consequences of short-range antiferromagnetic correlations. The opening of a pseudogap and the anomalous momentum dependence of the single-particle scattering rate provide an explanation of the general trends of both temperature and doping dependence of the in-plane thermopower. This demonstrates that the thermoelectric power is a sensitive probe of the anomalous nature of the low-energy excitations, caused by the antiferromagnetic correlations of the cuprates.

We are indebted to E. Arrigoni, K. H. Bennemann and B. Stojković for useful discussions. Financial support by the Bavarian High- T_c Program FORSUPRA is acknowledged.

- * present address: Department of Physics, University of Illinois at Urbana-Champaign, 1110 W. Green Str., Urbana 61801, IL.
- [1] S. D. Obertelli *et al.*, Phys. Rev. B **46**, 14928 (1992).
 - [2] C. Bernhard and J.L. Tallon, Phys. Rev. B **54**, 10201 (1996).
 - [3] J. L. Tallon *et al.*, Phys. Rev. Lett. **75**, 4114 (1995); J.-S. Zhou *et al.*, *ibid.* **77**, 1190 (1996); J. L. Tallon *et al.*, *ibid.* **77**, 1191 (1996).
 - [4] J.-S. Zhou *et al.*, Phys. Rev. B **51**, 3104 (1995).
 - [5] D. M. Newns *et al.*, Phys. Rev. Lett. **73**, 1695 (1994). J.-S. Zhou *et al.*, *ibid.* **75**, 979 (1995). D. M. Newns *et al.*, *ibid.* **75**, 980(1995).
 - [6] G.C. McIntosh *et al.*, Phys. Rev. B **54**, 12569 (1996).
 - [7] H.J. Trodahl, Phys. Rev. B **51**, 6175 (1995).
 - [8] B. P. Stojković *et al.*, Phys. Rev. Lett. **76**, 811 (1996).
 - [9] A. Kampf and J.R. Schrieffer, Phys. Rev. B **42**, 7967 (1990); A.V. Chubukov, *ibid.* **52**, R3840 (1995).
 - [10] M. Langer *et al.*, Phys. Rev. Lett. **75**, 4508 (1995).
 - [11] R. Preuss *et al.*, cond-mat/9701097.
 - [12] J. Moreno and P. Coleman, cond-mat/9603079.
 - [13] N. E. Bickers *et al.*, Ann. Phys. (N.Y.) **193**, 207 (1989).
 - [14] J. Schmalian *et al.*, Comp. Phys. Comm. **93**, 141 (1996).
 - [15] R. H. Howell *et al.*, Phys. Rev. B **49**, 13127 (1994).
 - [16] J.R. Cooper and J.W. Loram, preprint.
 - [17] P.M. Chaikin and G. Beni, Phys. Rev. B **13**, 647 (1976).
 - [18] R. Putz *et al.*, Phys. Rev. B **53**, 5133 (1996).
 - [19] D.S. Marshall *et al.*, Phys. Rev. Lett. **76**, 4841 (1996). H. Ding *et al.*, Nature **76**, 4841 (1996).
 - [20] The possible relevance of flat regions (van Hove singularities) for the temperature dependence of S was discussed by Newns *et al.* [5]. However, the vanishing group velocity at a van Hove singularity reduces the anomalous effects drastically [25].
 - [21] R. Hlubina and T. M. Rice, Phys. Rev. B **51**, 9253 (1995).
 - [22] R. Hetzel *et al.*, Phys. Rev. B **50**, 4159 (1994).
 - [23] S. Grabowski *et al.*, Phys. Rev. B **55**, 2784 (1997).
 - [24] V. Barzykin and D. Pines, Phys. Rev. B **52**, 13585 (1995).
 - [25] R. Hlubina and T. M. Rice, Phys. Rev. Lett. **76**, 554 (1996); D. M. Newns *et al.*, *ibid.* **76**, 555 (1996), R. Hlubina, Phys. Rev. B **53**, 11344 (1996).