

Superconductivity-Induced Anderson Localisation.

D.E. Katsanos, S.N. Evangelou and C.J. Lambert[†]

Department of Physics, University of Ioannina, Ioannina 45 110, Greece

[†] *School of Physics and Chemistry, Lancaster University, Lancaster LA1 4YB, U.K.*

(March 22, 2018)

We have studied the effect of a random superconducting order parameter on the localization of quasi-particles, by numerical finite size scaling of the Bogoliubov-de Gennes tight-binding Hamiltonian. Anderson localization is obtained in $d = 2$ and a mobility edge where the states localize is observed in $d = 3$. The critical behavior and localization exponent are universal within error bars both for real and complex random order parameter. Experimentally these results imply a suppression of the electronic contribution to thermal transport from states above the bulk energy gap.

Pacs numbers: 72.10Bg, 73.40Gk, 74.50.+r

During the past few years phase-coherent transport in hybrid superconducting structures has emerged as a new field of study, bringing together the hitherto separate areas of superconductivity and mesoscopic physics. Recent experiments have revealed a variety of unexpected phenomena, including zero-bias anomalies [1–3], re-entrant and long-range behaviour [4] and phase-periodic transport [5–9]. These experiments can all be described by combining traditional quasi-classical Green's function techniques with boundary conditions derived initially by Zaitsev [10] and simplified by Kuprianov and Lukichev [11] or alternatively by generalised current-voltage relations [12] based on a multiple scattering approach to phase-coherent transport. The latter approach focusses attention to Andreev scattering [13], whereby an electron can coherently evolve into a hole and vice versa, without phase breaking.

The aim of this Letter is to address a new phenomenon, not describable by quasi-classical techniques, namely the onset of quasi-particle Anderson localisation due to spatial fluctuations in a superconducting order parameter. In contrast with all of the above experiments, where the superconducting order parameter $\Delta(\underline{r})$ is typically homogeneous, there are many situations in which $\Delta(\underline{r})$ varies randomly in space, even though the underlying normal potential is perfectly ordered. One example is provided by the melting of a flux lattice [14,15] in an otherwise perfectly crystalline high T_c superconductor. Another should occur in anisotropic superconductors, where by analogy with ³He-A, disordered textures can arise when an anisotropic phase is nucleated from a more symmetric phase such as ³He-B. In the first of these examples, the order parameter is not quenched. Nevertheless, close

to the melting curve, the time scale for changes in $\Delta(\underline{r})$ can be made arbitrarily long and therefore in the spirit of the Born - Oppenheimer approximation, it is reasonable to freeze the disorder and when necessary, treat any temporal fluctuations as a contribution to the inelastic scattering lifetime.

In one dimension, it is straightforward to demonstrate [16] that fluctuations in $\Delta(\underline{r})$ alone can localise the excitations, even at energies high above the bulk energy gap. However, localisation in strictly one-dimension is of little interest experimentally and therefore in this Letter, we address the question of whether or not superconductivity induced Anderson localisation occurs in higher dimensions. Early analytic work by [17,18], suggested that in the presence of time reversal symmetry, states of energy $E = 0$ are localised for dimensions $d \leq 2$, while in the absence of time reversal symmetry such states are localised in all dimensions. However calculations using a numerical finite size scaling approach [19] were inconclusive and to date there has been no experimental confirmation of these predictions. In this Letter we provide the first firm numerical evidence for superconductivity induced Anderson localisation in $d = 2$ and 3 dimensions and for the first time compute the exponent ν controlling the divergence of the localisation length ξ at the mobility edge in $d = 3$.

To address the question of superconductivity induced Anderson localisation, we analyze the tight-binding Bogoliubov-de Gennes equations

$$\begin{aligned} E\psi_i(E) &= \epsilon_i\psi_i(E) - \gamma \sum_j \psi_j(E) + \Delta_i\phi_i(E), \\ E\phi_i(E) &= -\epsilon_i\phi_i(E) + \gamma^* \sum_j \phi_j(E) + \Delta_i^*\psi_i(E) \end{aligned}, \quad (1)$$

where $\psi_i(E)$ ($\phi_i(E)$) indicates the particle (hole) wavefunction of energy E on site i and j sums over the neighbours of i . Since only scaling behaviour near a critical point is of interest, we examine the simplest possible model of a system with no normal disorder, but a spatially fluctuating order parameter, obtained by choosing ϵ_i equal to a constant ϵ_0 for all sites i and to set the energy scale, choose $\gamma = 1$. Two models of disorder will be examined. In model 1, (which preserves time reversal symmetry), we choose $\Delta_i = \Delta_0[1 + \delta\Delta_i]$ and in model 2, (which breaks time reversal symmetry), we choose $\Delta_i = \Delta_0[(1 + \delta\Delta_i) + \iota([1 + \delta\Delta'_i])]$, where $\delta\Delta_i$ and $\delta\Delta'_i$ are random numbers uniformly distributed between $-\delta\Delta$ and $+\delta\Delta$. In what follows, we choose $\epsilon_0 = 0$.

For each model, we compute the transfer matrix T for

a long strip ($d = 2$) and a long bar ($d = 3$) of length L sites and cross-section M^{d-1} sites, respectively and identify the localisation length ξ_M with the inverse of the corresponding smallest Lyapunov exponent. The results are, of course, sensitive to the chosen energy E and since, in the absence of disorder (ie $\delta\Delta = 0$), there exists an energy-gap at $E = 0$, the usual choice of $E = 0$ adopted in the absence of superconductivity is inappropriate. As a guide to a reasonable choice of E , we consider the related problem of a system with normal disorder but with a uniform order parameter. In this case ϵ_i is chosen randomly from a uniform probability distribution but $\Delta_i = \Delta_0$, for all i . As noted in [20] if $\psi_i^0(E_0)$ is a solution of

$E = \sqrt{[E_0^2 + |\Delta_0|^2]}$. This means that if in the absence of superconductivity a state at energy E_0 is localised by normal disorder, then in the presence of a uniform order parameter Δ_0 , quasi-particle states at energy E are localised with the same localisation length. As a consequence all critical properties are unchanged, provided E_0 is replaced by E . In the normal state problem the least localised states occur at $E_0 = 0$ and therefore in the presence of normal disorder and a uniform superconducting order parameter these states occur at $E = |\Delta_0|$. Of course, in what follows we are interested in the opposite limit of a spatially fluctuating order parameter with no normal disorder. Nevertheless, guided by the above observation we choose $E = \langle |\Delta_i| \rangle$, where $\langle |\Delta_i| \rangle$ is the ensemble averaged order parameter, which gives $E = \Delta_0$ for model 1 and $E = \sqrt{2}\Delta_0$ for model 2.

The raw data for ξ_M/M versus M , for model 1 with $E = \Delta_0$, $\epsilon_0 = 0$ and $\delta\Delta = 0.1$, are shown in figures 1(a) and (b) for two and three dimensions, respectively. The strength of disorder in the order parameter is $W = 2\Delta_0\delta\Delta$, whose critical value is denoted W_c , and is varied by changing Δ_0 , with fixed $\delta\Delta$. In two dimensions ξ_M/M decreases with increasing M indicating that all states are localised with $W_c = 0$, whereas in three dimensions there is a cross-over from localised to extended behaviour at around $\Delta_0 \approx 12$ which for the adopted value of $\delta\Delta = 0.1$ corresponds to $W_c \approx 2.4$.

To quantify the critical behaviour in 3 dimensions, we linearize the data about W_c by writing $\log(\xi_M/M) = \alpha_M + \beta_M \log W$ and obtain the coefficients α_M and β_M for various M . In terms of the fixed point values $\log(\xi_M/M)_c$ and $\log W_c$, we note that $\alpha_M = \log(\xi_M/M)_c - \beta_M \log W_c$. Thus, a graph of α_M versus β_M yields $\log(\xi_M/M)_c$, $-\log W_c$ and hence the critical disorder W_c . The critical exponent ν for the divergence of the localization length ξ of the infinite system is obtained by substituting α_M into the first linear relation, which yields $\log(\xi_M/M) = \log(\xi_M/M)_c + \beta_M \log(W/W_c)$. Moreover, near the critical point $\log(W/W_c) \sim (W - W_c)/W_c$ and $\xi \sim |W - W_c|^{-\nu}$, so that $\log(\xi_M/M) = \log(\xi_M/M)_c \pm \xi^{-1/\nu} \beta_M$, where the + (-) sign refers to $W > W_c$ ($W < W_c$). The finite size scaling requirement $\xi_M/M = f(\xi/M)$ immediately implies $\beta_M \sim M^{1/\nu}$, which permits the computation of the exponent ν .

Figure 2 shows a graph of $\log(\xi_M/M)$ versus $\log \Delta_0$, from which α_M and β_M for the chosen widths M can be extracted. The top-right insert shows the resulting plot of α_M versus β_M whose slope is $-\log W_c$ and the corresponding intercept is $\log(\xi_M/M)_c$. This yields $W_c = 2.36 \pm 0.04$ which corresponds to $\Delta_0 = 11.73 \pm 0.12$ and $(\xi_M/M)_c = 0.58 \pm 0.02$. The lower-left insert shows $\log \beta_M$ versus $\log M$ whose slope yields the critical exponent $\nu = 1.64 \pm 0.06$.

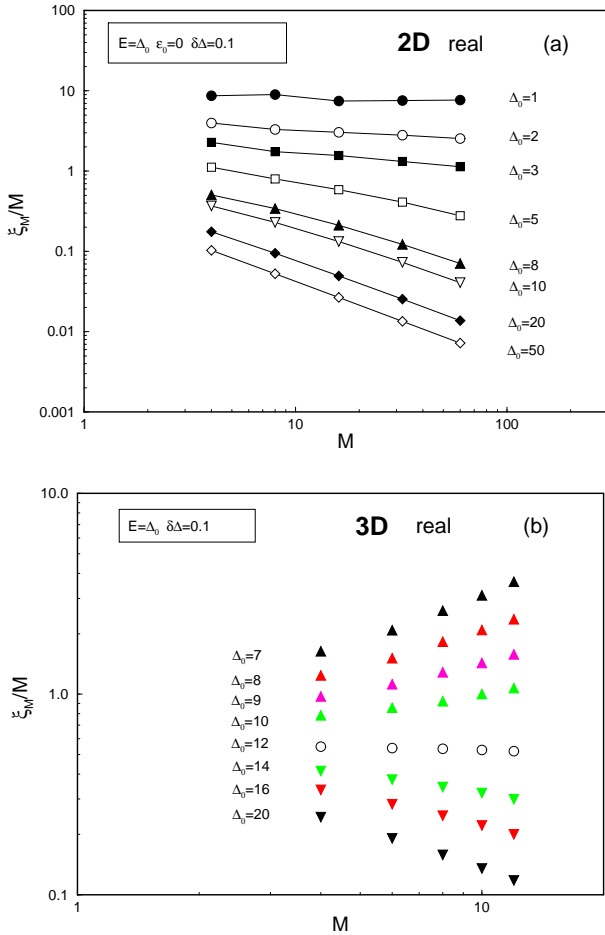


FIG. 1. (a) The ξ_M/M plotted as a function of the finite width M in two dimensions for $E = \Delta_0$, $\epsilon_0 = 0$, $\delta\Delta = 0.1$, and various values of Δ_0 . (b) As in (a) but in three dimensions where a critical point is indicated.

the normal-state Schrodinger equation, namely $\epsilon_i \psi_i^0(E_0) - \sum_j \psi_j^0(E_0) = E_0 \psi_i^0(E_0)$, then $\psi_i(E)$ and $\phi_i(E)$ are each proportional to $\psi_i^0(E_0)$, where

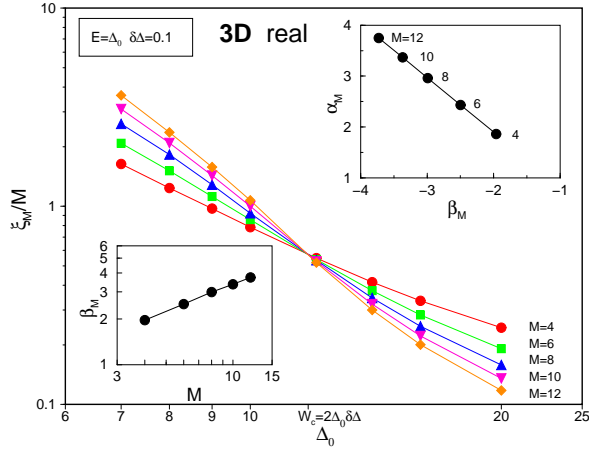


FIG. 2. Log-log plot of ξ_M/M versus Δ_0 where the intersection defines W_c and $(\xi_M/M)_c$. The upper-right insert shows the coefficients α_M versus β_M whose slope is $-\log W_c$. The lower-left insert shows a log-log plot of β_M versus M which yields the value for the exponent $\nu = 1.64 \pm 0.06$.

For model 2, where time reversal invariance is broken due to the presence of a complex order parameter, all states are localized in $d=2$. In contrast, figure 3(a) shows the corresponding plots of ξ_M/M versus M in 3 dimensions which clearly show a cross-over from extended to localised behaviour. Results from a more accurate calculation are presented in figure 3(b), where the upper-right figure yields $W_c = 5.57 \pm 0.12$ and $(\xi_M/M)_c = 0.58 \pm 0.02$. The lower-left insert shows $\log \beta_M$ versus $\log M$, the slope of which leads to the value for the exponent $\nu = 1.69 \pm 0.06$. The errors in the calculation of ξ_M/M are monitored as a function of length L and chosen to be less than about 0.01 by taking long strips of lengths $L = 250000$ and bars of $L = 200000$ ($L = 50000$) for the real (complex) case. The errors for W_c and ν are estimated from the corresponding least-square fits. We have also repeated our calculations by taking points closer to the critical value W_c , where the above analysis holds, with no significant change of our results.

The first important feature of the above calculation is the unambiguous prediction of superconductivity-induced quasi-particle localization in $d=2$ and the presence of a mobility edge in $d=3$. Localization arises from fluctuations in the superconducting order parameter alone, without the need for additional normal disorder. A second key result is the observation that for both models we find $(\xi_M/M)_c \sim 0.58$ and $\nu \sim 1.6$, which are remarkably close to the values reported for normal $d=3$ real systems [21], and also consistent with reported data for ordinary disordered critical systems with and without time-reversal invariance [22,23]. Recently, slightly different scaling behavior is obtained with and without time-reversal by an alternative data analysis based on polynomial fits [24]. Our study in $d=3$ cannot distin-

guish such small difference if it exists.

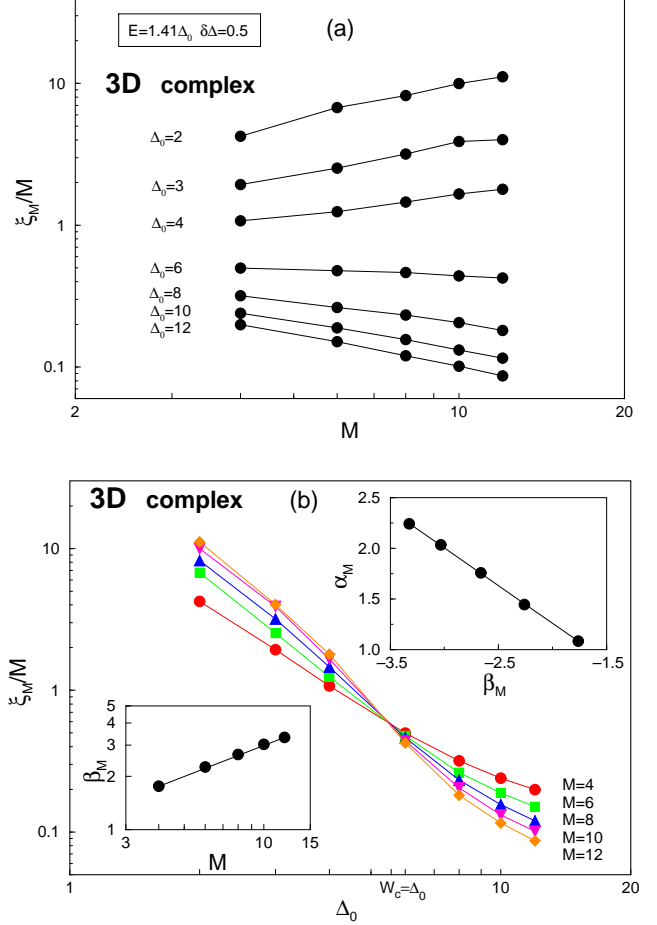


FIG. 3. (a) Log-log plot of ξ_M/M versus M for various values of Δ_0 when time reversal symmetry is broken (model 2) which shows a cross-over from extended to localised states. (b) Log-log plot of ξ_M/M versus Δ_0 for model 2 where the intersections define W_c and $(\xi_M/M)_c$. The upper-right insert shows the coefficients α_M versus β_M whose slope is $-\log W_c$. The lower-left insert shows a log-log plot of β_M versus M which yields the value for the exponent $\nu = 1.69 \pm 0.06$.

From an experimental point of view, it is worth noting that the absence of quasi-particle diffusion does not imply the vanishing of the electrical conductance, because Andreev scattering does not conserve quasi-particle charge. It does, however, imply a vanishing of the electronic contribution to thermal transport from certain states above the gap. In a clean superconductor at a finite temperature T , this varies as $\exp(-\Delta/k_bT)$, where Δ is the bulk energy gap. In contrast, in the presence of a fluctuation-induced quasi-particle mobility edge E_c , this will be replaced by $\exp(-E_c/k_bT)$. Thus, for example, the melting of a flux lattice in a high temperature superconductor

should be accompanied by an exponential change in the electronic contribution to the thermal conductance.

This work was supported by a TMR of the EU and for D.E.K. and S.N.E. partially by the Greek Secretariat of Science and Technology, who are also grateful for the hospitality at Lancaster where most of the work was carried out.

-
- [1] Kastalsky A, Kleinsasser A W, Greene L H, Milliken F P and Harbison J P 1991 Phys. Rev. Lett. **67** 3026
 - [2] Nguyen C, Kroemer H and Hu E L 1992 Phys. Rev. Lett. **69** 2847
 - [3] Xiong P, Xiao P G, Laibowitz R B 1993 Phys. Rev. Lett. **71** 1907
 - [4] Charlat P, Courtois H, Gandit Ph, Maily D, Volkov A F and Pannetier B 1996 Phys. Rev. Lett. **77** 4950
 - [5] de Vegvar P G N, Fulton T A, W.H. Mallison W H and Miller R E 1994 Phys. Rev. Lett. **73** 1416
 - [6] Pothier H, Guéron S, Esteve D and Devoret M H, 1994 Phys. Rev. Lett. **73** 2488
 - [7] van Wees B J, Dimoulas A, Heida J P, Klapwijk T M, Graaf W.v.d. and Borghs G, 1994 Physica **B203** 285
 - [8] Dimoulas A, Heida J P, van Wees B J and Klapwijk T M 1995 Phys. Rev. Lett. **74** 602
 - [9] Petrashov V, Antonov V N, Delsing P and Claeson T 1995 Phys. Rev. Lett. **74** 5268
 - [10] Zaitsev A 1984 Sov. Phys. JETP **59** 863
 - [11] Kuprianov M Y and Lukichev V F 1988 Sov. Phys. JETP **64** 139
 - [12] Lambert C J 1991 J. Phys.: Condensed Matter **3** 6579
 - [13] Andreev A F 1964 Sov. Phys. JETP **19** 1228
 - [14] Gammel P L, Bishop D J, Dolan G J, Kwo J R, Murray C A, Schneemeyer L F and Waszczak J V, (1987) **Phys Rev Lett** **59**, 2592.
 - [15] Moore M A, (1989) Phys Rev **B39**, 136.
 - [16] Lambert C J and Hui V C, 1990 J. Phys.: Condens. Matter **2** 7303
 - [17] Kravtsov V E and Oppermann R, (1991), Phys Rev **B43**, 10865.
 - [18] Ziegler K, (1991), Z. Phys **B86**, 33.
 - [19] Hui V C and Lambert C J, 1993 J. Phys.: Condens. Matter **5** 697
 - [20] Bruun J T, Evangelou S N and Lambert C J, 1995, J. Phys.: Condensed Matter **7** 4033
 - [21] Kramer B, Broderix K, MacKinnon K and Schreiber M, (1990) Physica A **167** 3855.
 - [22] Hofstetter E. and Schreiber M., (1994) Phys. Rev. Lett. **73** 3137.
 - [23] Henneke M., Kramer B. and Ohtsuki T., (1994) Europhysics Lett. **27** 389.
 - [24] Slevin K. and Ohtsuki T., (1997) Phys. Rev. Lett. **78** 4083.