

Gradient Clogging in Depth Filtration

S. Datta and S. Redner

Center for Polymer Studies and Department of Physics, Boston University, Boston, MA, 02215

We investigate clogging in depth filtration, in which a dirty fluid is “cleaned” by the trapping of dirt particles within the pore space during flow through a porous medium. This leads to a gradient percolation process which exhibits a power law distribution for the density of trapped particles at downstream distance x from the input. To achieve a non-pathological clogging (percolation) threshold, the system length L should scale no faster than a power of $\ln w$, where w is the width. Non-trivial behavior for the permeability arises only in this extreme anisotropic geometry.

PACS Numbers: 47.55.Kf, 83.70.Hq, 64.60.Ak, 05.40.+j

Depth filtration is a mechanism for separating suspended particles from a carrier fluid by passing it through a porous medium [1–3]. The medium promotes efficient filtering both by increasing the area available for deposition of suspended particles, as well as the exposure time of the suspension to the absorbing interfaces. This mechanism is therefore widely used in a variety of biological, chemical, and engineering separation processes [1]. Depth filtration also raises basic issues in porous media transport, as the medium becomes progressively constricted by particle trapping events so that a steady state is not achieved. This feedback between flow and structure governs the essential properties of filtration. Each pore blockage results in a small reduction of the permeability of the medium and ultimately a clogging (percolation) threshold is reached where the filter permeability vanishes. Previous studies indicated that the permeability vanishes as a power law near the threshold, with an exponent different from that of classical percolation [4,5]. From a practical perspective, filter performance is degraded by particle trapping, so that understanding this trapping rate is of paramount importance.

In this Letter, we formulate a geometrical description for depth filtration which provides intuition for the clogging process and leads to phenomenology outside the realm of classical percolation. For overlapping distributions of pore and particle radii, the trapped particle density distribution varies as a power law in longitudinal coordinate. Such a distribution should be readily observable, for example, when opaque particles are passed through a glass bead-pack porous medium [6]. This gradient leads to an unusual percolation process where the percolation threshold (fraction of open pores) is very close to unity and where the permeability does not have power law behavior.

Of the many microscopic interactions that underlie filtration, we focus on size exclusion [4,7], where a particle of radius r_{particle} is trapped within the first pore encountered whose radius satisfies $r_{\text{pore}} < r_{\text{particle}}$. This size exclusion is the dominant effect in processes such as gel permeation in porous media and liquid chromatography. While other influences, such as Van der Waals forces between particles and pore surfaces, hydrodynamic and

electrostatic interactions, *etc.*, may be important, their faithful modeling is complex [1] and makes it difficult to identify the governing mechanism for a given macroscopic property. Our approach is to retain size exclusion as the only trapping mechanism in a geometric modeling of filtration and develop physical intuition for clogging from this idealized description.

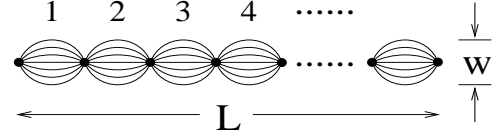


FIG. 1. The bubble model. Each line represents fluid carrying pore.

We first introduce the quasi one-dimensional “bubble” model to describe filtration. This system consists of L links in series, in which each link is a parallel bundle of w bonds and each bond represents a pore (Fig. 1). This model can be viewed as a square lattice in which all perpendicular bonds are “shorted”. This system was introduced to account for the breaking of fibers [8] and to determine extremal voltages associated with breakdown in resistor-fuse networks [9]. An appealing feature of this model in the context of percolation is that it exhibits finite-dimensional behavior when L scales as e^w . Namely, if each bond is randomly occupied with probability p , a percolation threshold at a value of p_c strictly between 0 and 1 arises, and associated critical exponents can be easily computed [9].

To adapt this model to filtration, we posit that each bond has a radius r drawn from a specified distribution, with volumetric flow rate proportional to $r^4 \nabla p$ (Poiseuille flow), where ∇p is the pressure gradient in the bond. Dynamically neutral suspended particles move through the medium at a rate governed by this local flow. We assume perfect mixing at each node, in which a suspended particle has a flow induced probability proportional to r_i^4 to enter an unblocked bond of radius r_i in the next downstream bundle. The particles, whose radii are also drawn from a distribution, are injected singly and tracked until each is trapped or escapes the system.

Upon capture, the particle is defined to block the bond completely so that there is no further fluid flow in this bond. After each blockage event, the new flow field is computed to determine the trajectory of the next suspended particle.

This system exhibits three regimes of behavior. For pores typically smaller than particles (subcritical), the particles get trapped almost immediately and rapid clogging ensues. Conversely, for pores typically larger than particles (supercritical), a steady state is eventually reached for a finite length system, in which the smallest pores are blocked and the suspension flows freely through the remaining unblockable pores. These cases can be viewed as corresponding to poor filter performance. At the boundary between these regimes is the critical case, where the particle and pore radius distributions overlap substantially. Here, particle trapping is gradual, with considerable penetration of the medium before clogging is reached. This may be viewed as efficient filtration because of the large number of particles filtered before clogging and the relatively long filter lifetime. Thus both from practical and theoretical perspectives, the critical case is the most interesting.

For simplicity and concreteness, consider a uniform distribution of both particle and bond radii in the range $[a, b]$. More general continuous distributions can be straightforwardly treated, but little new qualitative insight emerges. Let us first determine the spatial distribution of trapped particles during filtration. The gradient nature of the trapping process implies that the number of blocked bonds in downstream bubbles remains small, even at the percolation threshold (see Fig. 2). We therefore employ an “unperturbed” approximation in which the initial bond radius distribution is continued to be used during the clogging process. Within this approximation and assuming Poiseuille flow, the probability that a particle of radius r gets trapped in a bubble is

$$P_{<} = \frac{\int_a^r r'^4 dr'}{\int_a^b r'^4 dr'} = \frac{r^5 - a^5}{b^5 - a^5}, \quad (1)$$

for large w . (Exact calculation over all configurations of bond radii shows that the above large- w form is asymptotically correct for $w \geq 5$.) Consequently, the probability that a particle gets trapped in the n^{th} bubble is

$$P_n = (1 - P_{<})^{n-1} P_{<}. \quad (2)$$

Averaging over the distribution of particle radii gives,

$$\begin{aligned} \langle P_n \rangle &= \int_a^b \left(1 - \frac{r^5 - a^5}{b^5 - a^5}\right)^{n-1} \frac{r^5 - a^5}{b^5 - a^5} \frac{dr}{b-a}, \\ &= \frac{1}{5} \frac{(b^5 - a^5)}{(b-a)} \int_0^1 \frac{v(1-v)^{n-1} dv}{[v(b^5 - a^5) + a^5]^{\frac{4}{5}}}, \end{aligned} \quad (3)$$

where $v = \frac{r^5 - a^5}{b^5 - a^5}$.

Depending on the lower cutoff a , there are two different asymptotic behaviors for this trapping probability. If $a = 0$, the integral reduces to the beta function [10]

$$\langle P_n \rangle = \frac{\Gamma(\frac{6}{5})\Gamma(n)}{5\Gamma(n + \frac{6}{5})}, \quad (4)$$

where $\Gamma(n)$ the gamma function, and for large n , $\langle P_n \rangle \sim 0.1836 \dots n^{-6/5}$. Conversely, if $a \neq 0$, then the asymptotic behavior of the integral in Eq. (3), which arises from the contribution near the lower limit, can be written approximately as

$$\langle P_n \rangle \approx \frac{b^5 - a^5}{5a^4(b-a)} \int_0^1 v(1-v)^{n-1} dv \propto n^{-2}. \quad (5)$$

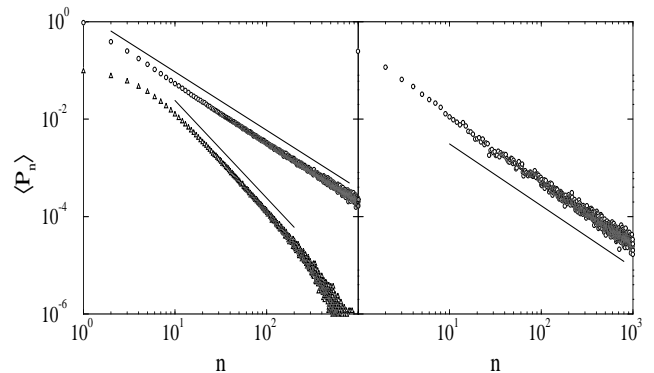


FIG. 2. (a) Trapping probability $\langle P_n \rangle$ versus n at the percolation threshold for a bubble model of width $w = 50$ for coincident and uniform distributions of particle and bond radii. Shown are data, based on 10^4 configurations, for $(a, b) = (0, 1)$ (\circ) and $(a, b) = (0.7, 1.0)$ (Δ), with the latter divided by 10 for visualization. The straight lines have slopes $-6/5$ and -2 respectively. (b) Trapping probability, based on injecting 4×10^6 particles into an unperturbed 500×1000 square lattice whose axes are oriented at 45° with respect to the average flow, for coincident, uniform particle and bond radius distributions on $(0, 1)$. The straight line has slope -1.27 .

From the denominator in the second line of Eq. (3), the crossover between the $n^{-6/5}$ and n^{-2} behaviors occurs when $v(b^5 - a^5) < a^5$, or equivalently, $n > n^* = (b/a)^5$. While the exponents $6/5$ and 2 are specific to the uniform radius distribution and the flow-induced bond entrance probability, the existence of the power law is generic and requires only the overlap of the bond and particle radius distributions. For example, for the Hertz distribution of particle and bond radii, $p(r) = 2re^{-r^2}$, the result corresponding to Eq. (4) is $\langle P_n \rangle \propto n^{-4/3}$.

Qualitatively similar behavior for $\langle P_n \rangle$ occurs in lattice networks. In the spirit of our unperturbed approximation and to obtain relatively extensive data, we focus on the spatial distribution of the initially injected particle. Later particles exhibit nearly the same spatial distribution of trapping location, but much more time

is needed for computing this distribution, since the network permeability must be recalculated after each trapping event. For $n \gtrsim 10$, the best fit power law to the data is $\langle P_n \rangle \sim n^{-\mu}$, with $\mu \approx 1.27$ (Fig. 2(b)).

In the supercritical regime (bonds larger than particles), $\langle P_n \rangle$ exhibits near-critical behavior, except that some particles can escape from the system. Conversely, in the subcritical regime (bonds smaller than particles), Eq. (3) gives $\langle P_n \rangle \propto \exp[-n(a^5 - A^5)/(B^5 - A^5)]$, where (a, b) and (A, B) are, respectively, the ranges of the particle and bond radius distributions. As $a - A \rightarrow 0$, the decay length $(B^5 - A^5)/(a^5 - A^5)$ diverges and power law behavior of $\langle P_n \rangle$ is recovered. It is in this sense that coincident bond and particle radius distributions corresponds to a critical phenomenon.

Let us now determine the number of particles that need to be injected to reach the clogging (percolation) threshold. For the bubble model, this means that all bonds in a single bubble are blocked. Since $\langle P_n \rangle$ monotonically decreases in n , the probability that all w bonds are blocked in the n^{th} bubble is non-zero only for small n . (Numerically, for $w = 100$, for example, the probability of blocking in bubble n is approximately 78.2%, 15.8%, 4.44%, and 1.21% for $n = 1, 2, 3$, and 4, respectively.) In the following, we therefore work within the approximation that it is only the first bubble that clogs, and that both the particle and bond radius distributions are uniform on $[0, 1]$.

We first compute the number of particles that need to be injected into a bond of radius $0 < r < 1$ before it becomes blocked [11]. For N particles, the probability that all have their radii in the range $[0, r]$ is simply r^N . This can be re-interpreted as the probability that the maximum radius among N particles lies between 0 and r . That is $r^N = \int_0^r P_N(r') dr'$, with $P_N(r)$ the probability density that the maximum radius equals r . Consequently, $P_N(r) = Nr^{N-1}$, and the average radius of this largest particle is

$$\langle r \rangle_N = \int_0^1 r P_N(r) dr = \frac{N}{N+1}. \quad (6)$$

Inverting this relation shows that of the order of $(1-r)^{-1}$ particles need to be injected before a particle of sufficiently large radius enters to block a bond of radius r .

Consider now a single bubble of $w \gg 1$ bonds. The number of particles needed to block bonds whose radii are in the range $[r, r + dr]$ is $w \frac{dr}{1-r}$. Consequently, the total number of particles needed to block the bubble is

$$N_c \approx \int_{1/w}^{1-1/w} w \frac{dr}{1-r}. \quad (7)$$

Here we again use Eq. (6) to determine that the largest and smallest bond radii in the bubble are $r_{\text{max}} \approx 1 - 1/w$ and $r_{\text{min}} \approx 1/w$, respectively. The integral is dominated by the behavior at the upper limit and gives

$$N_c \propto w \ln w. \quad (8)$$

Notice that a naive determination of the percolation threshold from $N_c \langle P_1 \rangle = w$ gives, using Eq. (4), $N_c = 6w$. The logarithmic factor in Eq. (8) arises from the widest bonds for which many particles need to be injected before blocking occurs.

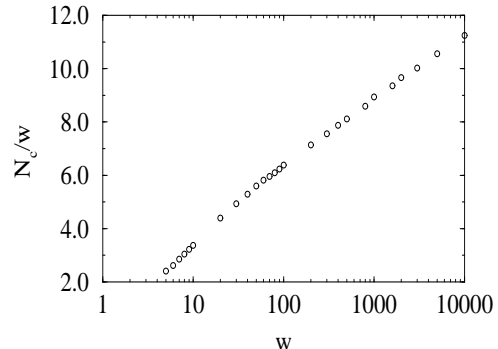


FIG. 3. Number of particles injected at percolation (normalized by w) versus $\ln w$. The number of configurations is 10^5 for $w < 10^2$, 10^4 for $10^2 \leq w \leq 10^3$, and 10^3 for $w > 10^3$.

Simulations on the bubble model indicate that this logarithmic w dependence for N_c is independent of the precise form of the entrance probability for a particular bond and similar details. Thus if the system size increases isotropically, the percolation threshold $p_c = 1 - N_c/Lw$ approaches 1, with Lw is the total number of bonds in the system. To obtain a threshold value less than unity requires exponential anisotropy in which $L \sim \ln w$. This result is qualitatively robust with respect to different particle and bond radius distributions. For example, for the Hertz distribution, following analogous computations to those just outlined gives $N_c \propto w(\ln w)^2$. For the square lattice, on the other hand, simulations indicate that N_c is linearly proportional to the system width. This corresponds to a percolation threshold which scales as $1 - 1/L$. Thus either L should be constant, or an alternative relation between the bond and particle radius distributions may be appropriate to define criticality for a finite-dimensional network.

Finally, consider the behavior of the permeability during filtration, for which the bubble model again provides a useful starting description. Due to the series geometry of the bubble model, the permeability κ can be written as

$$\kappa = \left[\sum_{n=1}^L \left(\frac{1}{k_n} \right) \right]^{-1}, \quad (9)$$

where k_n denotes the permeability of the n^{th} bubble. As the filter becomes constricted, the number of trapped particles in the n^{th} bubble is proportion to $n^{-\mu}$ (Eq. (4)), with μ detail dependent. Numerically, we find that the permeability of the n^{th} bubble also scales as a power of

the number of unblocked bonds, $k_n \propto w - A/n^\nu$. Here ν is also detail dependent and A is proportional to the total number of particles trapped, with $A \rightarrow w$ corresponding to clogging (up to logarithmic factors). Thus the inverse permeability is

$$\kappa^{-1} \sim \int_1^L \frac{dn}{w - A/n^\nu}. \quad (10)$$

This integral is approximately constant and gives $\kappa^{-1} \sim L/w$, *except* close to clogging. To estimate the integral in this limit, note that for n close to one, the integrand is dominated by the divergence in the denominator, while for $n > (A/w)^{1/\nu}$ the second term in the denominator can be neglected. Splitting up the integral according to this prescription gives

$$\kappa^{-1} = \int_1^{n^*} \frac{dn}{w - A/n^\nu} + \int_{n^*}^L \frac{dn}{w}, \quad (11)$$

with $n^* = (A/w)^{1/\nu}$. The first integral may be estimated by defining $v = wn^\nu/A$ and then treating the resulting slowly varying factor of $v^{1/\nu}$ in the numerator as constant compared to the divergent factor $1/(v-1)$. We thereby obtain

$$\kappa^{-1} \sim \frac{L}{w} \left[1 - \left(\frac{A}{w} \right)^{1/\nu} \frac{1}{L} \ln \left(\frac{w}{A} - 1 \right) \right], \quad (12)$$

where the correction term in κ^{-1} is manifestly positive near the clogging threshold ($A \rightarrow w$ from above). This crude estimate shows that the permeability of an isotropic system ($L \propto w$) is essentially unaffected by individual bond blocking events until one bubble is nearly completely blocked, after which κ discontinuously drops to zero. If, however, $L \sim \ln w$, then κ vanishes as a logarithm in $A - w$, where $A - w$ can be identified as the distance to the percolation threshold.

In summary, a quasi-one-dimensional bubble model successfully describes various geometrical aspects of depth filtration. For coincident bond and particle radius distributions, the number of particles trapped a distance n downstream asymptotically varies as $n^{-\mu}$, with μ dependent on details of these distributions. The percolation threshold can be determined from extreme value considerations, and within the bubble model, the length must scale as the logarithm of the system width to have a percolation threshold strictly less than unity. For such a geometry, the permeability exhibits logarithmic dependence on $(p - p_c)$ over a restricted range. These results may help explain previous simulations on relatively small systems [4], where a threshold value close to unity and a permeability which varied rapidly in concentration near the threshold was observed.

These unusual results are a consequence of the gradient nature of the particle trapping process which predominantly affects the upstream portion of the network. This gradient aspect also has ramifications for efficient filter

design. A system whose width is much greater than its length is needed to give a percolation threshold less than unity. This geometry has the desirable feature that a finite fraction of the medium actually traps particles. On the other hand, the radius-average probability that a particle escapes a system of length L vanishes as $L^{1-\mu}$ for $\langle P_n \rangle \sim n^{-\mu}$. Thus a small escape rate and a percolation threshold strictly less than unity, which ostensibly are the desired properties of a depth filter, cannot simultaneously be satisfied in a spatially homogeneous medium. This suggests that an optimal filter should have a longitudinal varying local permeability which effectively cancels the gradient nature of particle trapping process.

We thank J. Koplik and P. L. Krapivsky for helpful discussions and a critical reading of the manuscript. We also gratefully acknowledge NSF grant number DMR-9632059 for financial support.

-
- [1] C. Tien, *Granular Filtration of Aerosols and Hydrosols* (Butterworths, Boston, 1989); see also C. Tien and A. C. Payatakes, *AICHE J.* **25**, 737 (1979).
 - [2] J. Dodds, G. Baluais and D. Leclerc, in *Disorder and Mixing*, eds. E. Guyon, J.-P. Nadal and Y. Pomeau, (Kluwer, Dordrecht, 1988); D. Houi, in *Hydrodynamics of Dispersed Media*, ed. J. P. Hulin, A. M. Cazabat, E. Guyon and F. Carmona (Elsevier, Amsterdam, 1990); J. H. D. Hampton, S. B. Savage and R. A. L. Drew, *Chem. Engr. Sci.* **48**, 1601 (1993).
 - [3] M. Sahimi, *Rev. Mod. Phys.* **65**, 1393 (1993).
 - [4] A. O. Indakm and M. Sahimi, *Phys. Rev. A* **36**, 5304 (1987); *Phys. Rev. Lett.* **66**, 1169 (1991).
 - [5] M. M. Sharma and Y. C. Yortos, *AICChE J.* **33**, 1637, 1644, 1654 (1987).
 - [6] C. Ghidaglia, E. Guazelli and L. Oger, *J. Phys. D* **24**, 2111 (1991); C. Ghidaglia, E. Guazelli, L. de Arcangelis and L. Oger, to be published; C. Ghidaglia, Thèse de Doctorat de l'Université Paris VI (1994).
 - [7] J. Lee and J. Koplik, *Phys. Rev. E* **54**, 4011 (1996). (1997).
 - [8] H. E. Daniels, *Proc. Roy. Soc., Ser. A* **183**, 404 (1945); D. G. Harlow and S. L. Phoenix, *J. Comput. Mater.* **12**, 195 (1978); S. L. Phoenix and R. L. Smith, *J. Appl. Mech.* **103** 75, (1981); D. Sornette and S. Redner, *J. Phys. A* **22**, L619 (1989); P. L. Leath and P. M. Duxbury, *Phys. Rev. B* **49**, 14905 (1994).
 - [9] B. Kahng, G. G. Batrouni, and S. Redner, *J. Phys. A* **20**, L827 (1987).
 - [10] M. Abramowitz and I. A. Stegun, *Handbook of Mathematical Functions* (Dover, New York, 1965).
 - [11] This is a basic exercise in extreme value statistics. See *e.g.*, J. Galambos, *The Asymptotic Theory of Extreme Order Statistics*, (J. Wiley & Sons, New York, 1978).